

Ozubené řemeny pro nejvyšší zatížení a rázy. / Heavy-duty timing belts for high shock loads.

Objednávací číslo / Part.No.

08M - 1280 - 30 CARBON (EXTREME)

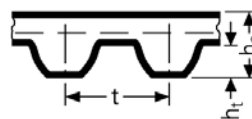
08M... Profil, rozteč zubů / Tooth pitch

1280... Délka řemenu / Belt length

30 ... Šířka řemenu / Belt width



Carbon cord



8M

p = 8,0 mm

hs = 5,6 mm

ht = 3,4 mm



SYNCHROFORCE CARBON nahrazují dřívější řemeny / replaced timing belts SYNCHROFORCE EXTREME.

Typ CONTI SYNCHROFORCE HTD 8M CARBON (dříve EXTREME) - rozteč 8,0 mm / HTD 8M - Pitch 8,0 mm

Typ / Obj.č. Part.No.	Délka řem. Pitch length [mm]	Počet z. No.of Teeth	Typ 20 Šířka 20 mm Width 20 mm	Typ 30 Šířka 30 mm Width 30 mm	Typ 50 Šířka 50 mm Width 50 mm	Typ 85 Šířka 85 mm Width 85 mm	Šířka ruk. Sleeve w. [mm]
08M - 288 CRB (EXT)	288,00	36	08M-0288-20 CRB	08M-0288-30 CRB	08M-0288-50 CRB	08M-0288-85 CRB	CT-480
08M - 304 CRB (EXT)	304,00	38	08M-0304-20 CRB	08M-0304-30 CRB	08M-0304-50 CRB	08M-0304-85 CRB	CT-480
08M - 352 CRB (EXT)	352,00	44	08M-0352-20 CRB	08M-0352-30 CRB	08M-0352-50 CRB	08M-0352-85 CRB	CT-480
08M - 376 CRB (EXT)	376,00	47	08M-0376-20 CRB	08M-0376-30 CRB	08M-0376-50 CRB	08M-0376-85 CRB	CT-480
08M - 416 CRB (EXT)	416,00	52	08M-0416-20 CRB	08M-0416-30 CRB	08M-0416-50 CRB	08M-0416-85 CRB	CT-480
08M - 424 CRB (EXT)	424,00	53	08M-0424-20 CRB	08M-0424-30 CRB	08M-0424-50 CRB	08M-0424-85 CRB	CT-480
08M - 472 CRB (EXT)	472,00	59	08M-0472-20 CRB	08M-0472-30 CRB	08M-0472-50 CRB	08M-0472-85 CRB	CT-480
08M - 480 CRB (EXT)	480,00	60	08M-0480-20 CRB	08M-0480-30 CRB	08M-0480-50 CRB	08M-0480-85 CRB	CT-480
08M - 560 CRB (EXT)	560,00	70	08M-0560-20 CRB	08M-0560-30 CRB	08M-0560-50 CRB	08M-0560-85 CRB	CT-480
08M - 600 CRB (EXT)	600,00	75	08M-0600-20 CRB	08M-0600-30 CRB	08M-0600-50 CRB	08M-0600-85 CRB	CT-480
08M - 624 CRB (EXT)	624,00	78	08M-0624-20 CRB	08M-0624-30 CRB	08M-0624-50 CRB	08M-0624-85 CRB	CT-480
08M - 640 CRB (EXT)	640,00	80	08M-0640-20 CRB	08M-0640-30 CRB	08M-0640-50 CRB	08M-0640-85 CRB	CT-480
08M - 656 CRB (EXT)	656,00	82	08M-0656-20 CRB	08M-0656-30 CRB	08M-0656-50 CRB	08M-0656-85 CRB	CT-480
08M - 720 CRB (EXT)	720,00	90	08M-0720-20 CRB	08M-0720-30 CRB	08M-0720-50 CRB	08M-0720-85 CRB	CT-480
08M - 776 CRB (EXT)	776,00	97	08M-0776-20 CRB	08M-0776-30 CRB	08M-0776-50 CRB	08M-0776-85 CRB	CT-480
08M - 784 CRB (EXT)	784,00	98	08M-0784-20 CRB	08M-0784-30 CRB	08M-0784-50 CRB	08M-0784-85 CRB	CT-480
08M - 800 CRB (EXT)	800,00	100	08M-0800-20 CRB	08M-0800-30 CRB	08M-0800-50 CRB	08M-0800-85 CRB	CT-480
08M - 880 CRB (EXT)	880,00	110	08M-0880-20 CRB	08M-0880-30 CRB	08M-0880-50 CRB	08M-0880-85 CRB	CT-480
08M - 912 CRB (EXT)	912,00	114	08M-0912-20 CRB	08M-0912-30 CRB	08M-0912-50 CRB	08M-0912-85 CRB	CT-480
08M - 920 CRB (EXT)	920,00	115	08M-0920-20 CRB	08M-0920-30 CRB	08M-0920-50 CRB	08M-0920-85 CRB	CT-480
08M - 960 CRB (EXT)	960,00	120	08M-0960-20 CRB	08M-0960-30 CRB	08M-0960-50 CRB	08M-0960-85 CRB	CT-480
08M - 1040 CRB (EXT)	1040,00	130	08M-1040-20 CRB	08M-1040-30 CRB	08M-1040-50 CRB	08M-1040-85 CRB	CT-480
08M - 1120 CRB (EXT)	1120,00	140	08M-1120-20 CRB	08M-1120-30 CRB	08M-1120-50 CRB	08M-1120-85 CRB	CT-480
08M - 1200 CRB (EXT)	1200,00	150	08M-1200-20 CRB	08M-1200-30 CRB	08M-1200-50 CRB	08M-1200-85 CRB	CT-480
08M - 1280 CRB (EXT)	1280,00	160	08M-1280-20 CRB	08M-1280-30 CRB	08M-1280-50 CRB	08M-1280-85 CRB	CT-480
08M - 1304 CRB (EXT)	1304,00	163	08M-1304-20 CRB	08M-1304-30 CRB	08M-1304-50 CRB	08M-1304-85 CRB	CT-480
08M - 1328 CRB (EXT)	1328,00	166	08M-1328-20 CRB	08M-1328-30 CRB	08M-1328-50 CRB	08M-1328-85 CRB	CT-480
08M - 1360 CRB (EXT)	1360,00	170	08M-1360-20 CRB	08M-1360-30 CRB	08M-1360-50 CRB	08M-1360-85 CRB	CT-480
08M - 1424 CRB (EXT)	1424,00	178	08M-1424-20 CRB	08M-1424-30 CRB	08M-1424-50 CRB	08M-1424-85 CRB	CT-480
08M - 1440 CRB (EXT)	1440,00	180	08M-1440-20 CRB	08M-1440-30 CRB	08M-1440-50 CRB	08M-1440-85 CRB	CT-480
08M - 1520 CRB (EXT)	1520,00	190	08M-1520-20 CRB	08M-1520-30 CRB	08M-1520-50 CRB	08M-1520-85 CRB	CT-480
08M - 1600 CRB (EXT)	1600,00	200	08M-1600-20 CRB	08M-1600-30 CRB	08M-1600-50 CRB	08M-1600-85 CRB	CT-480
08M - 1760 CRB (EXT)	1760,00	220	08M-1760-20 CRB	08M-1760-30 CRB	08M-1760-50 CRB	08M-1760-85 CRB	CT-480
08M - 1800 CRB (EXT)	1800,00	225	08M-1800-20 CRB	08M-1800-30 CRB	08M-1800-50 CRB	08M-1800-85 CRB	CT-480
08M - 2000 CRB (EXT)	2000,00	250	08M-2000-20 CRB	08M-2000-30 CRB	08M-2000-50 CRB	08M-2000-85 CRB	CT-480
08M - 2248 CRB (EXT)	2248,00	281	08M-2248-20 CRB	08M-2248-30 CRB	08M-2248-50 CRB	08M-2248-85 CRB	CT-480
08M - 2400 CRB (EXT)	2400,00	300	08M-2400-20 CRB	08M-2400-30 CRB	08M-2400-50 CRB	08M-2400-85 CRB	CT-480
08M - 2800 CRB (EXT)	2800,00	350	08M-2800-20 CRB	08M-2800-30 CRB	08M-2800-50 CRB	08M-2800-85 CRB	CT-480
08M - 3008 CRB (EXT)	3008,00	376	08M-3008-20 CRB	08M-3008-30 CRB	08M-3008-50 CRB	08M-3008-85 CRB	CT-480
08M - 3408 CRB (EXT)	3408,00	426	08M-3408-20 CRB	08M-3408-30 CRB	08M-3408-50 CRB	08M-3408-85 CRB	CT-480
08M - 3808 CRB (EXT)	3808,00	476	08M-3808-20 CRB	08M-3808-30 CRB	08M-3808-50 CRB	08M-3808-85 CRB	CT-480

Ozubené řemeny SYNCHROFORCE CARBON jsou vyráběny také v profilech CTD - C8M a C14M, shodné s profily SYNCHROCHAIN.

Timing belts CONTI SYNCHROFORCE CARBON are produced in variant CTD - C8M and C14M.

C8M - 640 CRB (EXT)	640,00	80	C8M-0640-20 CRB	C8M-0640-30 CRB	C8M-0640-50 CRB	C8M-0640-85 CRB	CT-480
C8M - 1280 CRB (EXT)	1280,00	160	C8M-1280-20 CRB	C8M-1280-30 CRB	C8M-1280-50 CRB	C8M-1280-85 CRB	CT-480
C8M - 1600 CRB (EXT)	1600,00	200	C8M-1600-20 CRB	C8M-1600-30 CRB	C8M-1600-50 CRB	C8M-1600-85 CRB	CT-480



Ozub. řem. SYNCHROFORCE CARBON

Timing belts SYNCHROFORCE CARBON

S8M CRB

Ozubené řemeny pro nejvyšší zatížení a rázy. / Heavy-duty timing belts for high shock loads.


Objednávací číslo / Part.No.

S08M - 1280 - 30 EXTREME CARBON

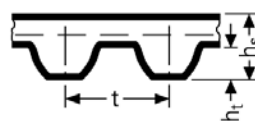
S08M... Profil, rozteč zubů / Tooth pitch

1280... Délka řemenu / Belt length

30 ... Šířka řemenu / Belt width



Carbon cord



S8M

p = 8,0 mm

hs = 5,2 mm

ht = 3,0 mm



SYNCHROFORCE CARBON nahrazují dřívější řemeny / replaced timing belts SYNCHROFORCE EXTREME.



Typ CONTI SYNCHROFORCE STD S8M EXTREME CARBON - rozteč 8,0 mm / Pitch 8,0 mm

Typ / Obj.č. Part.No.	Délka řem. Pitch length [mm]	Počet z. No.of Teeth	Typ 20 Šířka 20 mm Width 20 mm	Typ 30 Šířka 30 mm Width 30 mm	Typ 50 Šířka 50 mm Width 50 mm	Typ 85 Šířka 85 mm Width 85 mm	Šířka rukávu Sleeve width [mm]
S08M - 440 CRB	440,00	55	S08M-0440-20 CRB	S08M-0440-30 CRB	S08M-0440-50 CRB	S08M-0440-85 CRB	CT-480
S08M - 480 CRB	480,00	60	S08M-0480-20 CRB	S08M-0480-30 CRB	S08M-0480-50 CRB	S08M-0480-85 CRB	CT-480
S08M - 528 CRB	528,00	66	S08M-0528-20 CRB	S08M-0528-30 CRB	S08M-0528-50 CRB	S08M-0528-85 CRB	CT-480
S08M - 560 CRB	560,00	70	S08M-0560-20 CRB	S08M-0560-30 CRB	S08M-0560-50 CRB	S08M-0560-85 CRB	CT-480
S08M - 600 CRB	600,00	75	S08M-0600-20 CRB	S08M-0600-30 CRB	S08M-0600-50 CRB	S08M-0600-85 CRB	CT-480
S08M - 632 CRB	632,00	79	S08M-0632-20 CRB	S08M-0632-30 CRB	S08M-0632-50 CRB	S08M-0632-85 CRB	CT-480
S08M - 640 CRB	640,00	80	S08M-0640-20 CRB	S08M-0640-30 CRB	S08M-0640-50 CRB	S08M-0640-85 CRB	CT-480
S08M - 656 CRB	656,00	82	S08M-0656-20 CRB	S08M-0656-30 CRB	S08M-0656-50 CRB	S08M-0656-85 CRB	CT-480
S08M - 672 CRB	672,00	84	S08M-0672-20 CRB	S08M-0672-30 CRB	S08M-0672-50 CRB	S08M-0672-85 CRB	CT-480
S08M - 688 CRB	688,00	86	S08M-0688-20 CRB	S08M-0688-30 CRB	S08M-0688-50 CRB	S08M-0688-85 CRB	CT-480
S08M - 696 CRB	696,00	87	S08M-0696-20 CRB	S08M-0696-30 CRB	S08M-0696-50 CRB	S08M-0696-85 CRB	CT-480
S08M - 712 CRB	712,00	89	S08M-0712-20 CRB	S08M-0712-30 CRB	S08M-0712-50 CRB	S08M-0712-85 CRB	CT-480
S08M - 720 CRB	720,00	90	S08M-0720-20 CRB	S08M-0720-30 CRB	S08M-0720-50 CRB	S08M-0720-85 CRB	CT-480
S08M - 728 CRB	728,00	91	S08M-0728-20 CRB	S08M-0728-30 CRB	S08M-0728-50 CRB	S08M-0728-85 CRB	CT-480
S08M - 736 CRB	736,00	92	S08M-0736-20 CRB	S08M-0736-30 CRB	S08M-0736-50 CRB	S08M-0736-85 CRB	CT-480
S08M - 760 CRB	760,00	95	S08M-0760-20 CRB	S08M-0760-30 CRB	S08M-0760-50 CRB	S08M-0760-85 CRB	CT-480
S08M - 768 CRB	768,00	96	S08M-0768-20 CRB	S08M-0768-30 CRB	S08M-0768-50 CRB	S08M-0768-85 CRB	CT-480
S08M - 784 CRB	784,00	98	S08M-0784-20 CRB	S08M-0784-30 CRB	S08M-0784-50 CRB	S08M-0784-85 CRB	CT-480
S08M - 792 CRB	792,00	99	S08M-0792-20 CRB	S08M-0792-30 CRB	S08M-0792-50 CRB	S08M-0792-85 CRB	CT-480
S08M - 800 CRB	800,00	100	S08M-0800-20 CRB	S08M-0800-30 CRB	S08M-0800-50 CRB	S08M-0800-85 CRB	CT-480
S08M - 824 CRB	824,00	103	S08M-0824-20 CRB	S08M-0824-30 CRB	S08M-0824-50 CRB	S08M-0824-85 CRB	CT-480
S08M - 848 CRB	848,00	106	S08M-0848-20 CRB	S08M-0848-30 CRB	S08M-0848-50 CRB	S08M-0848-85 CRB	CT-480
S08M - 864 CRB	864,00	108	S08M-0864-20 CRB	S08M-0864-30 CRB	S08M-0864-50 CRB	S08M-0864-85 CRB	CT-480
S08M - 880 CRB	880,00	110	S08M-0880-20 CRB	S08M-0880-30 CRB	S08M-0880-50 CRB	S08M-0880-85 CRB	CT-480
S08M - 912 CRB	912,00	114	S08M-0912-20 CRB	S08M-0912-30 CRB	S08M-0912-50 CRB	S08M-0912-85 CRB	CT-480
S08M - 920 CRB	920,00	115	S08M-0920-20 CRB	S08M-0920-30 CRB	S08M-0920-50 CRB	S08M-0920-85 CRB	CT-480
S08M - 944 CRB	944,00	118	S08M-0944-20 CRB	S08M-0944-30 CRB	S08M-0944-50 CRB	S08M-0944-85 CRB	CT-480
S08M - 960 CRB	960,00	120	S08M-0960-20 CRB	S08M-0960-30 CRB	S08M-0960-50 CRB	S08M-0960-85 CRB	CT-480
S08M - 992 CRB	992,00	124	S08M-0992-20 CRB	S08M-0992-30 CRB	S08M-0992-50 CRB	S08M-0992-85 CRB	CT-480
S08M - 1000 CRB	1000,00	125	S08M-1000-20 CRB	S08M-1000-30 CRB	S08M-1000-50 CRB	S08M-1000-85 CRB	CT-480
S08M - 1056 CRB	1056,00	132	S08M-1056-20 CRB	S08M-1056-30 CRB	S08M-1056-50 CRB	S08M-1056-85 CRB	CT-480
S08M - 1064 CRB	1064,00	133	S08M-1064-20 CRB	S08M-1064-30 CRB	S08M-1064-50 CRB	S08M-1064-85 CRB	CT-480
S08M - 1072 CRB	1072,00	134	S08M-1072-20 CRB	S08M-1072-30 CRB	S08M-1072-50 CRB	S08M-1072-85 CRB	CT-480
S08M - 1096 CRB	1096,00	137	S08M-1096-20 CRB	S08M-1096-30 CRB	S08M-1096-50 CRB	S08M-1096-85 CRB	CT-480
S08M - 1120 CRB	1120,00	140	S08M-1120-20 CRB	S08M-1120-30 CRB	S08M-1120-50 CRB	S08M-1120-85 CRB	CT-480
S08M - 1136 CRB	1136,00	142	S08M-1136-20 CRB	S08M-1136-30 CRB	S08M-1136-50 CRB	S08M-1136-85 CRB	CT-480
S08M - 1160 CRB	1160,00	145	S08M-1160-20 CRB	S08M-1160-30 CRB	S08M-1160-50 CRB	S08M-1160-85 CRB	CT-480
S08M - 1168 CRB	1168,00	146	S08M-1168-20 CRB	S08M-1168-30 CRB	S08M-1168-50 CRB	S08M-1168-85 CRB	CT-480
S08M - 1176 CRB	1176,00	147	S08M-1176-20 CRB	S08M-1176-30 CRB	S08M-1176-50 CRB	S08M-1176-85 CRB	CT-480
S08M - 1184 CRB	1184,00	148	S08M-1184-20 CRB	S08M-1184-30 CRB	S08M-1184-50 CRB	S08M-1184-85 CRB	CT-480
S08M - 1200 CRB	1200,00	150	S08M-1200-20 CRB	S08M-1200-30 CRB	S08M-1200-50 CRB	S08M-1200-85 CRB	CT-480
S08M - 1216 CRB	1216,00	152	S08M-1216-20 CRB	S08M-1216-30 CRB	S08M-1216-50 CRB	S08M-1216-85 CRB	CT-480
S08M - 1240 CRB	1240,00	155	S08M-1240-20 CRB	S08M-1240-30 CRB	S08M-1240-50 CRB	S08M-1240-85 CRB	CT-480
S08M - 1256 CRB	1256,00	157	S08M-1256-20 CRB	S08M-1256-30 CRB	S08M-1256-50 CRB	S08M-1256-85 CRB	CT-480
S08M - 1264 CRB	1264,00	158	S08M-1264-20 CRB	S08M-1264-30 CRB	S08M-1264-50 CRB	S08M-1264-85 CRB	CT-480
S08M - 1280 CRB	1280,00	157	S08M-1256-20 CRB	S08M-1256-30 CRB	S08M-1256-50 CRB	S08M-1256-85 CRB	CT-480



Ozub. řem. SYNCHROFORCE CARBON

Timing belts SYNCHROFORCE CARBON

S8M CRB

Ozubené řemeny pro nejvyšší zatížení a rázy. / Heavy-duty timing belts for high shock loads.


Objednávací číslo / Part.No.

S08M - 1280 - 30 EXTREME CARBON

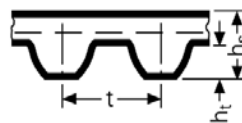
S08M... Profil, rozteč zubů / Tooth pitch

1280... Délka řemenu / Belt length

30 ... Šířka řemenu / Belt width



Carbon cord



S8M

p = 8,0 mm

hs = 5,2 mm

ht = 3,0 mm



SYNCHROFORCE CARBON nahrazují dřívější řemeny / replaced timing belts SYNCHROFORCE EXTREME.



Typ CONTI SYNCHROFORCE STD S8M EXTREME CARBON - rozteč 8,0 mm / Pitch 8,0 mm

Typ / Obj.č. Part.No.	Délka řem. Pitch length [mm]	Počet z. No. of Teeth	Typ 20 Šířka 20 mm Width 20 mm	Typ 30 Šířka 30 mm Width 30 mm	Typ 50 Šířka 50 mm Width 50 mm	Typ 85 Šířka 85 mm Width 85 mm	Šířka rukávu Sleeve width [mm]
S08M - 1296 CRB	1296,00	162	S08M-1296-20 CRB	S08M-1296-30 CRB	S08M-1296-50 CRB	S08M-1296-85 CRB	CT-480
S08M - 1304 CRB	1304,00	163	S08M-1304-20 CRB	S08M-1304-30 CRB	S08M-1304-50 CRB	S08M-1304-85 CRB	CT-480
S08M - 1312 CRB	1312,00	164	S08M-1312-20 CRB	S08M-1312-30 CRB	S08M-1312-50 CRB	S08M-1312-85 CRB	CT-480
S08M - 1344 CRB	1344,00	168	S08M-1344-20 CRB	S08M-1344-30 CRB	S08M-1344-50 CRB	S08M-1344-85 CRB	CT-480
S08M - 1368 CRB	1368,00	171	S08M-1368-20 CRB	S08M-1368-30 CRB	S08M-1368-50 CRB	S08M-1368-85 CRB	CT-480
S08M - 1400 CRB	1400,00	175	S08M-1400-20 CRB	S08M-1400-30 CRB	S08M-1400-50 CRB	S08M-1400-85 CRB	CT-480
S08M - 1408 CRB	1408,00	176	S08M-1408-20 CRB	S08M-1408-30 CRB	S08M-1408-50 CRB	S08M-1408-85 CRB	CT-480
S08M - 1440 CRB	1440,00	180	S08M-1440-20 CRB	S08M-1440-30 CRB	S08M-1440-50 CRB	S08M-1440-85 CRB	CT-480
S08M - 1480 CRB	1480,00	185	S08M-1480-20 CRB	S08M-1480-30 CRB	S08M-1480-50 CRB	S08M-1480-85 CRB	CT-480
S08M - 1512 CRB	1512,00	189	S08M-1512-20 CRB	S08M-1512-30 CRB	S08M-1512-50 CRB	S08M-1512-85 CRB	CT-480
S08M - 1552 CRB	1552,00	194	S08M-1552-20 CRB	S08M-1552-30 CRB	S08M-1552-50 CRB	S08M-1552-85 CRB	CT-480
S08M - 1600 CRB	1600,00	200	S08M-1600-20 CRB	S08M-1600-30 CRB	S08M-1600-50 CRB	S08M-1600-85 CRB	CT-480
S08M - 1624 CRB	1624,00	203	S08M-1624-20 CRB	S08M-1624-30 CRB	S08M-1624-50 CRB	S08M-1624-85 CRB	CT-480
S08M - 1760 CRB	1760,00	220	S08M-1760-20 CRB	S08M-1760-30 CRB	S08M-1760-50 CRB	S08M-1760-85 CRB	CT-480
S08M - 1776 CRB	1776,00	222	S08M-1776-20 CRB	S08M-1776-30 CRB	S08M-1776-50 CRB	S08M-1776-85 CRB	CT-480
S08M - 1800 CRB	1800,00	225	S08M-1800-20 CRB	S08M-1800-30 CRB	S08M-1800-50 CRB	S08M-1800-85 CRB	CT-480
S08M - 1816 CRB	1816,00	227	S08M-1816-20 CRB	S08M-1816-30 CRB	S08M-1816-50 CRB	S08M-1816-85 CRB	CT-480
S08M - 1912 CRB	1912,00	239	S08M-1912-20 CRB	S08M-1912-30 CRB	S08M-1912-50 CRB	S08M-1912-85 CRB	CT-480
S08M - 2240 CRB	2240,00	280	S08M-2240-20 CRB	S08M-2240-30 CRB	S08M-2240-50 CRB	S08M-2240-85 CRB	CT-480
S08M - 2392 CRB	2392,00	299	S08M-2392-20 CRB	S08M-2392-30 CRB	S08M-2392-50 CRB	S08M-2392-85 CRB	CT-480
S08M - 2800 CRB	2800,00	350	S08M-2800-20 CRB	S08M-2800-30 CRB	S08M-2800-50 CRB	S08M-2800-85 CRB	CT-480
S08M - 2848 CRB	2848,00	356	S08M-2848-20 CRB	S08M-2848-30 CRB	S08M-2848-50 CRB	S08M-2848-85 CRB	CT-480

CT jsou Contitech rozměry. / CT are Contitech dimensions.

Jiné rozměry na základě poptávky. / Other dimensions on demand.



Oz.řem. SYNCHROFORCE EXTREME (CARBON)

Timing belts SYNCHROFORCE EXTREME (CARBON)

14M EXT

Ozubené řemeny pro nejvyšší zatížení a rázy. / Heavy-duty timing belts for high shock loads.

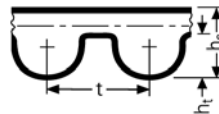

Objednací číslo / Part.No.

14M - 966 - 55 EXTREME (CARBON)

14M... Profil, rozteč zubů / Tooth pitch

966... Délka řemenu / Belt length

55 ... Šířka řemenu / Belt width



14M

p = 14,0 mm

hs = 10,0 mm

ht = 6,0 mm



EXTREME mohou být v budoucnu nahrazeny CARBON / EXTREME can be in future replaced by CARBON.

Typ CONTI SYNCHROFORCE HTD 14M EXTREME - rozteč 14,0 mm / HTD 14M - Pitch 14,0 mm

Typ / Obj.č. Part.No.	Délka ř. Length [mm]	Zubů Teeth	Typ 40 Šířka 40 mm Width 40 mm	Typ 55 Šířka 55 mm Width 55 mm	Typ 85 Šířka 85 mm Width 85 mm	Typ 115 Šířka 115 mm Width 115 mm	Typ 170 Šířka 170 mm Width 170 mm	Šířka ruk. Sleeve w. [mm]
14M-0966 EXTREME	966,00	69	14M-0966-40 EXT	14M-0966-55 EXT	14M-0966-85 EXT	14M-0966-115 EXT	14M-0966-170 EXT	CT-470
14M-1190 EXTREME	1190,00	85	14M-1190-40 EXT	14M-1190-55 EXT	14M-1190-85 EXT	14M-1190-115 EXT	14M-1190-170 EXT	CT-470
14M-1400 EXTREME	1400,00	100	14M-1400-40 EXT	14M-1400-55 EXT	14M-1400-85 EXT	14M-1400-115 EXT	14M-1400-170 EXT	CT-470
14M-1610 EXTREME	1610,00	115	14M-1610-40 EXT	14M-1610-55 EXT	14M-1610-85 EXT	14M-1610-115 EXT	14M-1610-170 EXT	CT-470
14M-1778 EXTREME	1778,00	127	14M-1778-40 EXT	14M-1778-55 EXT	14M-1778-85 EXT	14M-1778-115 EXT	14M-1778-170 EXT	CT-470
14M-1890 EXTREME	1890,00	135	14M-1890-40 EXT	14M-1890-55 EXT	14M-1890-85 EXT	14M-1890-115 EXT	14M-1890-170 EXT	CT-470
14M-2100 EXTREME	2100,00	150	14M-2100-40 EXT	14M-2100-55 EXT	14M-2100-85 EXT	14M-2100-115 EXT	14M-2100-170 EXT	CT-470
14M-2310 EXTREME	2310,00	165	14M-2310-40 EXT	14M-2310-55 EXT	14M-2310-85 EXT	14M-2310-115 EXT	14M-2310-170 EXT	CT-470
14M-2450 EXTREME	2450,00	175	14M-2450-40 EXT	14M-2450-55 EXT	14M-2450-85 EXT	14M-2450-115 EXT	14M-2450-170 EXT	CT-470
14M-2590 EXTREME	2590,00	185	14M-2590-40 EXT	14M-2590-55 EXT	14M-2590-85 EXT	14M-2590-115 EXT	14M-2590-170 EXT	CT-470
14M-2800 EXTREME	2800,00	200	14M-2800-40 EXT	14M-2800-55 EXT	14M-2800-85 EXT	14M-2800-115 EXT	14M-2800-170 EXT	CT-470
14M-3150 EXTREME	3150,00	225	14M-3150-40 EXT	14M-3150-55 EXT	14M-3150-85 EXT	14M-3150-115 EXT	14M-3150-170 EXT	CT-470
14M-3500 EXTREME	3500,00	250	14M-3500-40 EXT	14M-3500-55 EXT	14M-3500-85 EXT	14M-3500-115 EXT	14M-3500-170 EXT	CT-470
14M-3850 EXTREME	3850,00	275	14M-3850-40 EXT	14M-3850-55 EXT	14M-3850-85 EXT	14M-3850-115 EXT	14M-3850-170 EXT	CT-470
14M-4326 EXTREME	4326,00	309	14M-4326-40 EXT	14M-4326-55 EXT	14M-4326-85 EXT	14M-4326-115 EXT	14M-4326-170 EXT	CT-470
14M-4578 EXTREME	4578,00	327	14M-4578-40 EXT	14M-4578-55 EXT	14M-4578-85 EXT	14M-4578-115 EXT	14M-4578-170 EXT	CT-470

Přizové ozubené řemeny SYNCHROFORCE jsou vyráběny také v profilech CTD shodných s profily SYNCHROCHAIN.

Rubber timing belts CONTI SYNCHROFORCE are produced also in variant CTD.



Oz.řem. SYNCHROFORCE EXTREME (CARBON)

Timing belts SYNCHROFORCE EXTREME (CARBON)

C14M EXT

Ozubené řemeny pro nejvyšší zatížení a rázy. / Heavy-duty timing belts for high shock loads.

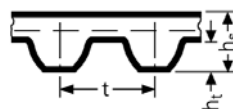

Objednací číslo / Part.No.

C14M - 1750 - 55 EXTREME (CARBON)

C14M... Profil, rozteč zubů / Tooth pitch

1750... Délka řemenu / Belt length

55 ... Šířka řemenu / Belt width



C14M CTD

p = 14,0 mm

hs = 10,0 mm

ht = 6,1 mm



EXTREME mohou být v budoucnu nahrazeny CARBON / EXTREME can be in future replaced by CARBON.

Typ CONTI SYNCHROFORCE CTD 14M EXTREME - rozteč 14,0 mm / HTD 14M - Pitch 14,0 mm

Typ / Obj.č. Part.No.	Délka ř. Length [mm]	Zubů Teeth	Typ 40 Šířka 40 mm Width 40 mm	Typ 55 Šířka 55 mm Width 55 mm	Typ 85 Šířka 85 mm Width 85 mm	Typ 115 Šířka 115 mm Width 115 mm	Typ 170 Šířka 170 mm Width 170 mm	Šířka ruk. Sleeve w. [mm]
C14M-1568 EXTREME	1568,00	112	C14M-1568-40 EX	C14M-1568-55 EX	C14M-1568-85 E.	C14M-1568-115 E.	C14M-1568-170 E.	CT-470
C14M-1750 EXTREME	1750,00	125	C14M-1750-40 EX	C14M-1750-55 EX	C14M-1750-85 E.	C14M-1750-115 E.	C14M-1750-170 E.	CT-470
C14M-2240 EXTREME	2240,00	160	C14M-2240-40 EX	C14M-2240-55 EX	C14M-2240-85 E.	C14M-2240-115 E.	C14M-2240-170 E.	CT-470
C14M-2380 EXTREME	2380,00	170	C14M-2380-40 EX	C14M-2380-55 EX	C14M-2380-85 E.	C14M-2380-115 E.	C14M-2380-170 E.	CT-470
C14M-3920 EXTREME	3920,00	280	C14M-3920-40 EX	C14M-3920-55 EX	C14M-3920-85 E.	C14M-3920-115 E.	C14M-3920-170 E.	CT-470

CT jsou Contitech rozměry. / CT are Contitech dimensions.

Jiné rozměry na základě poptávky. / Other dimensions on demand.