



Application Guide

2017/2018



Inhaltsverzeichnis / Content / Sommaire / Indice / Indice / Содержание

Service

4	ContiTech im Internet ContiTech in the Internet ContiTech sur Internet ContiTech Internet ContiTech i Internet ContiTech в Интернете	5	ContiTech auf mobilen Geräten ContiTech on mobile devices ContiTech sur les appareils mobiles ContiTech en dispositivos móviles ContiTech sui dispositivi mobili ContiTech на мобильных устройствах
---	---	---	--

Zuordnungsliste Application guide

Liste de correspondance Lista de aplicaciones

Elenco di corrispondenza Таблица применяемости

8	Verzeichnis der Fahrzeugmarken Directory of vehicle brands Liste des marques automobiles Índice de marcas de vehículos Elenco delle marche di veicoli Каталог марок автомобилей	9	Zuordnungsliste PKW + Transporter Cross-reference list for passenger cars Liste de correspondance voitures de tourisme Lista indicativa de correas para turismos Elenco di correlazione per autovetture Таблица соответствий для легковых автомобилей
---	--	---	--

Produktprogramm Product range

Programme produit Programa de productos

Gamma prodotti Ассортимент

Riemen / Belts / Courroies / Correas / Cinghie / Ремни

572	Keilriemen V-Belt Courroie trapézoïdale Correa trapezial Cinghia trapezoidale Клиновой ремень	576	Keilriemensatz V-Belt set Jeux de courroies trapézoïdales Kits de correas trapeziales Set di cinghie trapezoidali Наборы клиновых ремней
578	Verbundkeilriemen Composite V-Belt Courroie trapézoïdale jumelée Correa trapezial múltiple Cinghia trapezoidale multipla Многоручьевой клиновой ремень	580	Keilrippenriemen Multi V-Belt Courroie striée Correa acanalada Cinghia Poly-V Поликлиновой ремень
584	Keilrippenriemen Elast Multi V-Belt Elast Courroie striée Elast Correa acanalada Elast Cinghia Poly-V Elast Поликлиновой ремень Elast	586	Zahnriemen Timing Belt Courroie de distribution Correa de distribución Cinghia sincrona Зубчатый ремень ГРМ

Inhaltsverzeichnis / Content / Sommaire / Indice / Indice / Содержание

Produktprogramm Product range	Programme produit Programa de productos	Gamma prodotti Ассортимент
Kits		
594 __	Keilrippenriemen Kits Multi V-Belt kits Kits de courroies striées Kits de correas acanaladas Kit cinghia poly-V Наборы поликлиновых ремней	
596 __	Keilrippenriemen Elast + Werkzeug Multi V-Belt Elast + Tool Courroie striée Elast + Outil Correa acanalada Elast + Herramientas Cinghia Poly-V Elast + Utensile Поликлиновой ремень Elast с приспособлением	
599 __	Keilrippenriemen + Torsionsschwingungsdämpfer Multi V-Belt + Torsional Vibration Damper Courroie striée + Amortisseur de vibrations de torsion Correa acanalada + Amortiguador de vibraciones de torsión Cinghia Poly-V + smorzatore di vibrazioni torsionali Поликлиновой ремень + гаситель крутильных колебаний	
600 __	Zahnriemen Kit Timing Belt Kit Kit de courroie de distribution Kit de correa de distribución Kit cinghia sincrona Комплет ремня ГРМ / Набор для зубчатого ремня	610 __ Zahnriemen Kit + Wasserpumpe Timing Belt Kit + Water Pump Kit de courroie de distribution + Pompe à eau Kit de correa de distribución + Bomba de agua Kit cinghia sincrona + Pompa acqua Комплет ремня ГРМ / Набор для зубчатого ремня + водяной насос
Komponenten / Components / Composants / Componentes / Componenti / Компоненты		
614 __	Generatorfreilauf Overrunning Alternator Pulley Poulie débrayable d'alternateur Polea libre del alternador Puleggia a ruota libera per alternatore Муфта свободного хода генератора	620 __ Torsionsschwingungsdämpfer Torsional Vibration Damper Amortisseur de vibrations de torsion Amortiguador de vibraciones de torsión Smorzatore di vibrazioni torsionali Гаситель крутильных колебаний
626 __	Montagesätze Mounting Sets Jeux de montage Kits de montage Kit di montaggio Монтажные наборы	628 __ Wasserpumpen für Nebetrieb Water pumps for auxiliary drive Pompes à eau pour l'entraînement des accessoires Bombas de agua para la transmisión auxiliar Pompa dell'acqua per trasmissione ausiliaria Водяные насосы для вспомогательных приводов
Werkstattsausrüstung / Shop equipment / Équipement de garage / Equipamiento para talleres / Attrezzature per officina / Рабочие инструменты		
630 __	Verkaufshilfen Sales aids Aides à la vente Recursos de ventas Supporti di vendita Маркетинговые материалы	632 __ Arbeitsbekleidung Work clothing Tenue de travail Ropa de trabajo Abbigliamento da lavoro Рабочая одежда

Inhaltsverzeichnis / Content / Sommaire / Indice / Indice / Содержание

Produktprogramm Product range	Programme produit Programa de productos	Gamma prodotti Ассортимент
----------------------------------	--	-------------------------------

Werkstattsausrüstung / Shop equipment / Équipement de garage /
Equipamiento para talleres / Attrezzature per officina / Рабочие инструменты

633 __ Mess- und Montagewerkzeuge
Measuring and installation tools
Outils de mesure et de montage
Herramientas de medición y montaje
Utensili di misurazione e montaggio
Измерительные и монтажные инструменты

Produktfotos Product photos	Photos de produits Fotos de los productos	Foto prodotto Фотографии товара
--------------------------------	--	------------------------------------

614 __ Generatorfreilauf
Overrunning Alternator Pulley
Poulie débrayable d'alternateur
Polea libre del alternador
Puleggia a ruota libera per alternatore
Муфта свободного хода генератора

626 __ Montagesätze
Mounting Sets
Jeux de montage
Kits de montage
Kit di montaggio
Монтажные наборы

620 __ Torsionsschwingungsdämpfer
Torsional Vibration Damper
Amortisseur de vibrations de torsion
Amortiguador de vibraciones de torsión
Smorzatore di vibrazioni torsionali
Гаситель крутильных колебаний

670 __ Wasserpumpen für Zahnriementrieb (nur im Kit erhältlich)
Water pumps for timing belt drive (only available in kit)
Pompes à eau pour transmission par courroie de distribution (disponible uniquement en kit)
Bombas de agua para la transmisión por correa dentada (sólo se pueden adquirir como parte del kit)
Pompa dell'acqua per trasmissione a cinghia sincrona (disponibile solo in kit)
Водяные насосы для приводов зубчатым ремнем (предлагаются только в составе набора)

638 __ Kleinteile
Small parts
Petites pièces
Piezas pequeñas
Pezzi di piccole dimensioni
Детали малого размера

644 __ Spann- und Umlenkrollen
Tensioner and idler pulleys
Galet tendeur et poulie de renvoi
Poleas de tensión y poleas de inversión
Rullo tendicinghia e pulegge di rinvio
Натяжное устройство и натяжные ролики

628 __ Wasserpumpen für Nebentrieb
Water pumps for auxiliary drive
Pompes à eau pour l'entraînement des accessoires
Bombas de agua para la transmisión auxiliar
Pompa dell'acqua per trasmissione ausiliaria
Водяные насосы для вспомогательных приводов

Abkürzungsverzeichnis

678 __ Zeichenerklärung / Abkürzungsverzeichnis
Key to symbols / List of abbreviations
Signification des symboles / Liste des abréviations
Significado de símbolos / Índice de abreviaturas
Spiegazione de simbolos / Indice delle abbreviazione
Условное обозначение / Значение аббревиатуры



ContiTech im Internet
ContiTech in the Internet
ContiTech sur Internet

ContiTech Internet
ContiTech i Internet
ContiTech в Интернете



www.contitech.de/aam

ContiTech im Internet

Auf unserer Internetseite finden Sie schnell und einfach:

- Detaillierte Produktionsinformationen zu allen Produkten
- Einbauanleitungen & technische Tipps
- Online-Katalog mit Fahrzeugauswahl und Teilesuche
- Serviceprogramm
- Broschüren / Downloads
- Viele weitere Informationen...

ContiTech sur Internet

Sur nos pages Internet, vous trouverez rapidement et facilement :

- des informations détaillées sur tous les produits
- des instructions de montage et des conseils techniques
- un catalogue en ligne avec sélection des véhicules et recherche de pièces
- la gamme de services
- des brochures / fichiers à télécharger
- et bien d'autres informations...

ContiTech in Internet

Sul nostro sito Internet si trovano rapidamente e con facilità:

- informazioni dettagliate su tutti i prodotti
- istruzioni di montaggio e consigli tecnici
- il catalogo online con la funzione di selezione dei veicoli e ricerca dei componenti
- programma di assistenza
- brochure / materiale da scaricare
- e tante altre informazioni....

ContiTech online

You can find the following items quickly and easily on our website:

- Detailed information about all products
- Installation manuals & technical tips
- Online catalog featuring vehicle selection and parts search
- Service program
- Brochures / downloads
- Many other items of information...

ContiTech en Internet

En nuestro sitio web puede acceder de forma rápida y sencilla a:

- Instrucciones detallada sobre todos nuestros productos
- Instrucciones de montaje y consejos técnicos
- Catálogo online con opciones de selección de vehículos y búsqueda de piezas
- Catálogo de servicios
- Folletos y descargas
- - Mucha más información...

ContiTech в Интернете

На нашем веб-сайте Вы быстро и просто найдете:

- подробную информацию обо всей продукции
- инструкции по установке и технические советы
- онлайн-каталог с возможностью выбора автомобиля и поиска запчасти
- программу сервиса
- брошюры/материалы для загрузки
- множество другой информации...

ContiTech auf mobilen Geräten
ContiTech on mobile devices
ContiTech sur les appareils mobiles

ContiTech en dispositivos móviles
ContiTech sui dispositivi mobili
ContiTech на мобильных устройствах



www.contitech.de/pic

Sämtliche Informationen sind natürlich auch für mobile Geräte verfügbar. Mit dem Smartphone oder Tablet scannen Sie dazu den QR-Code auf der Produktverpackung oder nutzen Sie unsere App ContiDrive. Sie ist verfügbar für Android und iOS.

All information is of course available for mobile devices, too. Use your smartphone or tablet to scan the QR code on the product packaging or use our ContiDrive app. It is available for Android and iOS.

Toutes les informations sont évidemment disponibles aussi pour les appareils mobiles. Scannez avec un smartphone ou une tablette le code QR sur l'emballage du produit ou utilisez notre application ContiDrive. Elle est disponible pour les systèmes d'exploitation Android et iOS.

Por supuesto, toda la información también está disponible para dispositivos móviles. Para acceder a ella, escanee el código QR que aparece en el embalaje del producto con su smartphone o tableta o bien utilice nuestra aplicación ContiDrive, la cual está disponible para Android e iOS.

Tutte le informazioni naturalmente sono disponibili anche per i dispositivi mobili. Basta leggere il codice QR presente sulla confezione con uno smartphone o un tablet o utilizzare la nostra app ContiDrive, disponibile per Android e iOS.

Вся информация также доступна для просмотра на мобильных устройствах. Для этого сканируйте QR-код на упаковке продукта при помощи смартфона или планшета или воспользуйтесь нашим приложением ContiDrive. Скачать его можно как для Android, так и для iOS.





Zuordnungsliste

Lista de aplicaciones

Application guide

Elenco di corrispondenza

Liste de correspondance

Таблица применяемости

Inhaltsverzeichnis / Content / Sommaire / Indice / Indice / Содержание

Zuordnungsliste PKW

Application guide for passenger cars





























































Liste de correspondance voitures de tourisme

Lista de aplicaciones para turismos

Elenco di correlazione per autovetture





























































Таблица применяемости легковые автомобили




































































9	___	ABARTH	253	___	NISSAN
9	___	ALFA ROMEO			
15	___	AUDI	261	___	OPEL
44	___	AUSTIN			
44	___	AUTOBIANCHI	288	___	PEUGEOT
			340	___	PIAGGIO
44	___	BMW	340	___	PORSCHE
58	___	BMW MOTORCYCLES	341	___	PROTON
58	___	CHEVROLET	341	___	RENAULT
62	___	CHRYSLER	396	___	RENAULT TRUCKS
63	___	CITROËN	396	___	ROVER
101	___	DACIA	401	___	SAAB
110	___	DAEWOO	403	___	SEAT
112	___	DAIHATSU	428	___	SKODA
113	___	DODGE	443	___	SMART
			444	___	SSANGYONG
113	___	FIAT	444	___	SUBARU
141	___	FORD	446	___	SUZUKI
174	___	FORD OTOSAN			
174	___	FORD USA	451	___	TATA
174	___	FSO	451	___	TOYOTA
			463	___	TRABANT
175	___	GAZ	463	___	UAZ
175	___	HONDA			
180	___	HYUNDAI	463	___	VAUXHALL
			474	___	VOLVO
189	___	IVECO	495	___	VW
193	___	JAGUAR	569	___	WARTBURG
194	___	JEEP			
			570	___	ZAZ
194	___	KIA			
200	___	LADA			
202	___	LANCIA			
207	___	LAND ROVER			
209	___	LEXUS			
209	___	LTI			
209	___	MAZDA			
218	___	MERCEDES-BENZ			
223	___	MERCEDES-BENZ (BBDC)			
223	___	MERCEDES-BENZ			
244	___	MG			
244	___	MINI			
245	___	MITSUBISHI			
252	___	MOSKVICH			

					ContiTech		
ABARTH							
500 (312) ↔ 1.4	08/08-	312 A1.000	99	1368	   	5PK1173 CT1049 CT1049K1 CT1049WP1	ALT CA CA CA
GRANDE PUNTO (199) 1.4	12/07-06/10	199 A8.000	114	1368	     	4PK665 5PK1150 5PK1150K1 CT1049 CT1049K1 CT1049WP1	ALT, (-AC) ALT, (AC) ALT, (AC) CA CA CA
ALFA ROMEO							
145 (930) 1.4 i.e.	07/94-12/96	AR 33501	66	1351	     	AVX10X825 AVX13X950 5PK865 CT581 CT581K1 AP9017	PS AC ALT CA, 2x CA
1.4 i.e. 16V T.S.	12/96-01/01	AR 33503, AR 38501	76	1370	     	6PK1045 6PK1830 6PK1845 6PK1856 CT1149 CT1149K1 CT1149WP1	ALT, (-AC) ALT, (AC), OE-NO 46749664 ALT, (AC), OE-NO 71739915 ALT, (AC), OE-NO 60662991 CA, WP CA, WP, MTR-CODE: AR33503 CA, WP, MTR-CODE: AR33503
1.6 i.e.	10/94-12/96	AR 33201	76	1596	    	AVX10X825 AVX13X950 5PK865 CT581 CT581K1	PS AC ALT CA, 2x CA
1.6 i.e. 16V T.S.	12/96-01/01	AR 67601, AR 38201	88	1598	    	6PK1045 6PK1845 6PK1856 CT947 CT947K2	ALT, (-AC) ALT, (AC), OE-NO 71739915 ALT, (AC), OE-NO 60662991 CA CA, MTR-CODE: AR67601
1.9 JTD	02/99-01/01	AR 32302	77	1910	       	6PK1038 6PK1780 6PK1795 CT968 CT968K2 CT968WP2 AP9017 VD1065 MS30	ALT, PS, (-AC) ALT, PS, AC, ⇨02/1999, ⇨MTR-NO 1370829 ALT, PS, AC, 03/1999⇨, MTR-NO 1370829⇨ CA CA CA CA FOR ART-NO: VD1065
146 (930) 1.4 i.e.	12/94-12/96	AR 33501	66	1351	    	AVX10X825 AVX13X950 5PK865 CT581 CT581K1	PS AC ALT CA, 2x CA
1.4 i.e. 16V T.S.	11/96-01/01	AR 33503, AR 38501	76	1370	      	6PK1045 6PK1830 6PK1845 6PK1856 CT1149 CT1149K1 CT1149WP1	ALT, (-AC) ALT, (AC), OE-NO 46749664 ALT, (AC), OE-NO 71739915 ALT, (AC), OE-NO 60662991 CA, WP CA, WP, MTR-CODE: AR33503 CA, WP, MTR-CODE: AR33503
1.6 i.e.	12/94-12/96	AR 33201	76	1596	 	AVX10X825 AVX13X950	PS AC
↔							
































































					ContiTech	
---	---	---	---	---	-----------	---















































































ALFA ROMEO

146 (930) ↔						
					 5PK865  CT581  CT581K1	ALT CA, 2x CA
1.6 i.e. 16V T.S.	11/96-01/01	AR 67601, AR 38201	88	1598	 6PK1045  6PK1845  6PK1856  CT947  CT947K2	ALT, (AC) ALT, (AC), OE-NO 71739915 ALT, (AC), OE-NO 60662991 CA CA
1.9 JTD	02/99-01/01	AR 32302	77	1910	 6PK1038  6PK1780  6PK1795  CT968  CT968K2  CT968WP2  AP9017  VD1065  MS30	ALT, PS, (-AC) ALT, PS, AC, ⇄02/1999, ⇄MTR-NO 1370829 ALT, PS, AC, 03/1999⇄, MTR-NO 1370830⇄ CA CA CA CA
1.9 TD	12/94-02/99	AR 67501, AR 33601	66	1929	 AVX10X725  5PK915  5PK940  5PK990  CT617  CT617K1	PS ALT, (AC), MTR-NO 1723044⇄ AC ALT, (AC), MTR-NO 1723044⇄ CA CA
147 (937)						
1.6 16V T.SPARK, 1.6 16V T.SPARK ECO	01/01-03/10	AR 32104, AR 37203	77-88	1598	 6PK1033  6PK1045  6PK1845  6PK1856  CT1149  CT1149K1  CT1149WP1	ALT, PS, MTR-NO 2835764⇄ ALT, PS, ⇄MTR-NO 2835763 ALT, PS, AC, MTR-NO 2835764⇄ ALT, PS, AC, ⇄MTR-NO 2835763 CA, WP CA, WP CA, WP
1.9 JTD 16V	11/02-03/10	192 A5.000, 192 B1.000	100-103	1910	 6PK1836  CT1076  CT1076K1  AP9017  VD1065  MS30	ALT, AC CA CA FOR ART-NO: VD1065
	09/03-09/04	937 A4.000	93	1910	 6PK1836  CT1076  CT1076K2  AP9017  VD1065  MS30	ALT, PS, AC CA CA FOR ART-NO: VD1065
1.9 JTD, 1.9 JTDM, 1.9 JTDM 8V	04/01-03/10	182 B9.000, 937 A2.000, 937 A3.000, 939 A7.000	74-88	1910	 6PK1038  6PK1836  CT968  CT968K2  CT968WP2  AP9017  VD1065  MS30	ALT, PS, (-AC) ALT, PS, (AC) CA CA CA FOR ART-NO: VD1065
1.9 JTDM 16V	09/04-03/10	937 A5.000	110	1910	 6PK1836  CT1076  CT1076K1  CT1105  CT1105K3  CT1105WP2  AP9017  VD1065  MS30	ALT, PS, AC CA, MTR-CODE: 937 A5.000, Euro3 CA, MTR-CODE: 937 A5.000, Euro3 CA, Euro4 CA, Euro4 CA, Euro4 FOR ART-NO: VD1065
2.0 16V T.SPARK	01/01-03/10	AR 32310	110	1970	 6PK1060	ALT, PS, (-AC), MTR-NO 2835765⇄

					ContiTech	
ALFA ROMEO						
147 (937) 					 6PK1080	ALT, PS, (-AC), ⇄MTR-NO 2835764
					 6PK1965	ALT, PS, AC, MTR-NO 2835765⇄
					 6PK1973	ALT, PS, AC, ⇄MTR-NO 2835764
					 CT877	CA
					 CT877K2	CA
					 CT877WP2	CA
					 CT970	BS
					 CT970K1	BS
156 / 156 Sportwagon (932) 1.6 16V T.SPARK						
	09/97-09/05	AR 67601, AR 32102, AR 32104, AR 32103	88	1598	 6PK1033	ALT, PS, (-AC), OE-NO 60653027
					 6PK1045	ALT, PS, (-AC), OE-NO 60815889
					 6PK1845	ALT, PS, (AC), OE-NO 60815887
					 6PK1856	ALT, PS, (AC), OE-NO 60662991
					 CT1149	CA, MTR-CODE: AR32103, AR32104
					 CT1149K1	CA, MTR-CODE: AR32103, AR 32104
					 CT1149WP1	CA, MTR-CODE: AR32103, AR 32104
					 CT947	CA, MTR-CODE: AR32102, AR67601
					 CT947K2	CA, MTR-CODE: AR32102, AR67601
1.8 16V T.SPARK	10/00-05/06	AR 32205	103	1747	 6PK1033	ALT, PS, (-AC), OE-NO 60653027
					 6PK1045	ALT, PS, (-AC), OE-NO 60815889
					 6PK1845	ALT, PS, (AC), OE-NO 60815887
					 6PK1856	ALT, PS, (AC), OE-NO 60662991
					 CT947	CA, MTR-CODE: AR32205
	09/97-10/00	AR 32201	106	1747	 6PK1033	ALT, PS, (-AC), OE-NO 60653027
					 6PK1045	ALT, PS, (-AC), OE-NO 60815889
					 6PK1845	ALT, PS, (AC), OE-NO 60815887
					 6PK1856	ALT, PS, (AC), OE-NO 60662991
					 CT877	CA
					 CT877K1	CA
					 CT877WP1	CA
1.9 JTD	09/97-05/01	AR 32302, AR 37101	77-81	1910	 6PK1038	ALT, (AC)
					 6PK1836	ALT, (AC), OE-NO 55189677
					 6PK1845	ALT, (AC), OE-NO 71739915
					 CT968	CA
					 CT968K2	CA
					 CT968WP2	CA
					 AP9017	
					 VD1065	
					 MS30	FOR ART-NO: VD1065
	05/01-05/06	937 A2.000	85	1910	 6PK1038	ALT, (AC)
					 6PK1836	ALT, (AC)
					 CT968	CA
					 CT968K2	CA
					 CT968WP2	CA
					 AP9017	
					 VD1065	
					 MS30	FOR ART-NO: VD1065
1.9 JTD 16V	11/02-05/06	192 A5.000	103	1910	 6PK1038	ALT, PS, (-AC)
					 6PK1836	ALT, PS, (AC)
					 CT1076	CA
					 CT1076K1	CA
					 AP9017	
					 VD1065	
					 MS30	FOR ART-NO: VD1065
2.0 16V T.SPARK	10/00-03/02	AR 32310	110	1970	 6PK1060	ALT, PS, (-AC), MTR-NO 2835765⇄
					 6PK1080	ALT, PS, (-AC), ⇄MTR-NO 2835764
					 6PK1965	ALT, PS, AC, MTR-NO 2835765⇄
					 6PK1973	ALT, PS, AC, ⇄MTR-NO 2835764
					 CT877	CA
					 CT877K2	CA
					 CT877WP2	CA



					ContiTech		
ALFA ROMEO							
156 / 156 Sportwagon (932)							
						CT970	BS
						CT970K1	BS
	09/97-10/00	AR 32301	114	1970		6PK1060	ALT, PS, (-AC), MTR-NO 2835765⇒
						6PK1080	ALT, PS, (-AC), MTR-NO 1385144⇒, ⇒MTR-NO 2835764
						6PK1965	ALT, PS, AC, MTR-NO 2835765⇒
						6PK1973	ALT, PS, AC, MTR-NO 1385144⇒, ⇒MTR-NO 2835764
						7PK1080	ALT, PS, (-AC), ⇒MTR-NO 1385143
						7PK1980	ALT, PS, AC, ⇒MTR-NO 1385143
						CT877	CA
						CT877K1	CA
2.0 JTS	03/02-09/05	937 A1.000	122	1970		CT877WP1	CA
						CT970	BS
						CT970K1	BS
						6PK1965	ALT, PS, AC
						CT877	CA
						CT877K2	CA
						CT877WP2	CA
						CT970	BS
						CT970K1	BS
	2.4 JTD	10/00-09/05	839 A6.000	103	2387		6PK1105
						6PK1760	ALT, PS, AC
						6PK1760D1	ALT, PS, AC
						CT968	CA
						CT968K1	CA
						CT968WP1	CA
						AP9017	
						VD1064	
						MS28	FOR ART-NO: VD1064
09/97-09/03		AR 32501	100	2387		6PK1105	ALT, PS, (-AC)
						6PK1750	ALT, PS, AC, ⇒03/2000, ⇒MTR-NO 1904012
						6PK1760	ALT, PS, AC, 04/2000⇒, MTR-NO 1904013⇒
						6PK1760D1	04/2000⇒, MTR-NO 1904013⇒, ALT, PS, AC
						CT968	CA
						CT968K1	CA
						CT968WP1	CA
						AP9017	
						VD1064	
						MS28	FOR ART-NO: VD1064
159 / 159 Sportwagon (939)							
1.9 JTDM 16V							
09/05-11/11	939 A2.000	110	1910		6PK1725	ALT, 05/2007⇒	
						6PK1733	ALT, ⇒05/2007
						CT1105	CA, MTR-CODE: 939 A2.000, 939 A8.000
						CT1105K3	CA, MTR-CODE: 939 A2.000, 939 A8.000
						CT1105WP2	CA, MTR-CODE: 939 A2.000, 939 A8.000
						AP9017	
						AP9054	
						VD1065	
937 A8.000, 939 A8.000		100	1910		6PK1725	ALT, 05/2007⇒	
						6PK1733	ALT, ⇒05/2007
						CT1105	CA, MTR-CODE: 937 A8.000, 939 A8.000
						CT1105K3	CA, MTR-CODE: 937 A8.000, 939 A8.000
						CT1105WP2	CA, MTR-CODE: 937 A8.000, 939 A8.000
						AP9017	
						AP9054	
						VD1065	
						MS30	FOR ART-NO: VD1065
1.9 JTDM 8V							
09/05-11/11	939 A1.000	88	1910		6PK1725	ALT, 05/2007⇒	
						6PK1733	ALT, ⇒05/2007































































					ContiTech	
ALFA ROMEO						
159 / 159 Sportwagon (939)						
		939 A7.000, 937 A7.000	85	1910	 CT1106  CT1106K1  CT1106WP1  AP9017  AP9054  VD1065  MS30	CA, MTR-CODE: 939 A1.000 CA CA
					 6PK1733  CT968  CT968K2  AP9017  AP9054  VD1065  MS30	FOR ART-NO: VD1065 ALT CA CA
					 3PK977 ELAST  5PK1070	PS ALT
					 6PK1725  CT1105  CT1105K3  CT1105WP2  AP9054  VD1065	ALT CA CA CA
					 5PK1070	ALT
1.9 JTS	09/05-11/11	939 A6.000	118	1859	 5PK595 ELAST  6PK1005  6PK1580  CT1105  CT1105K2  VD1064	ALT AC PS, AC CA CA
2.0 JTDM	05/09-11/11	939 B3.000	125	1956	 6PK1080  6PK1973  7PK1080  7PK1980  CT877  CT877K1  CT877WP1  CT970  CT970K1	ALT, PS, (-AC), MTR-NO 1385144⇄ ALT, PS, AC, MTR-NO 1385144⇄ ALT, PS, (-AC), ⇄MTR-NO 1385143 ALT, PS, AC, ⇄MTR-NO 1385143 CA CA CA BS BS
2.2 JTS	09/05-11/11	939 A5.000	136	2198	 6PK1740  CT968  CT968K1  CT968WP1  AP9017  VD1064  MS28	ALT, PS, AC CA CA CA
2.4 JTDM	03/06-11/11	939 A3.000	147	2387	 6PK1740  CT1076  CT1076K2  AP9017  VD1064	FOR ART-NO: VD1064 ALT, PS, AC CA CA
166 (936)						
2.0 T.Spark	09/98-06/07	AR 34103, AR 36301	110-114	1970	 6PK1740  CT1076  CT1076K2  AP9017  VD1064	ALT, PS, AC, MTR-NO 1385144⇄ ALT, PS, AC, MTR-NO 1385144⇄ ALT, PS, (-AC), ⇄MTR-NO 1385143 ALT, PS, AC, ⇄MTR-NO 1385143 CA CA CA BS BS
	09/98-06/07	AR 34202, 839 A6.000, 841 C000	100-110	2387	 6PK1740  CT968  CT968K1  CT968WP1  AP9017  VD1064  MS28	ALT, PS, AC CA CA CA
2.4 JTD	09/98-06/07	AR 34202, 839 A6.000, 841 C000	100-110	2387	 6PK1740  CT968  CT968K1  CT968WP1  AP9017  VD1064  MS28	ALT, PS, AC CA CA CA
2.4 JTD	10/03-06/07	841 G.000, 841 H.000	129	2387	 6PK1740  CT1076  CT1076K2 AP9017 VD1064	ALT, PS, AC CA CA
	06/91-09/94	AR 30753, AR 30755	66	1351	AVX10X825 AVX10X850 AVX10X865 AVX10X875 CT581 CT581K1	PS ALT ALT, FOR ALT: 55A ALT CA, 2x CA
33 (907A)						
1.4 i.e.	06/91-09/94	AR 30753, AR 30755	66	1351	AVX10X825 AVX10X850 AVX10X865 AVX10X875 CT581 CT581K1	PS ALT ALT, FOR ALT: 55A ALT CA, 2x CA
GIULIETTA (940)						
1.4 BiFuel, 1.4 TB	04/10-	198 A4.000, 940 A2.000, 940	88-125	1368	5PK1150 5PK1150K1	ALT, NO HOT COUNTRIES ALT, NO HOT COUNTRIES






































































































































ContiTech


































































































































ALFA ROMEO						
GIULIETTA (940)						
1.6 JTDM		B7.000			5PK1219 CT1049 CT1049K1 CT1049WP1	ALT, HOT COUNTRIES CA CA CA
	02/15-	940 C5.000, 940 C1.000	88	1598	AP9029	
	04/10-	940 A3.000	77	1598	6PK1374 6PK1400 CT1155 CT1155K1 CT1155WP1 AP9029 VD1065	ALT, HOT COUNTRIES ALT, COLD COUNTRIES CA CA CA CA
1.8 TBI	09/13-	960 A1.000	177	1742	AP9029	
	04/10-	940 A1.000	173	1742	CT1157 AP9029	CA
2.0 JTDM	11/13-	940 B4.000	129	1956	AP9029	
	04/10-	940 A4.000, 940 A5.000, 940 B5.000	103-125	1956	6PK1400 CT1105 CT1105K3 CT1105WP2 AP9029 VD1065	ALT CA CA CA CA
GT (937)						
1.9 JTD	11/03-09/10	937 A5.000	110	1910	6PK1836 CT1076 CT1076K1 CT1105 CT1105K3 CT1105WP2 AP9017 VD1065 MS30	ALT, AC CA, MTR-CODE: 937 A5.000, Euro3 CA, MTR-CODE: 937 A5.000, Euro3 CA, Euro4 CA, Euro4 CA, Euro4 FOR ART-NO: VD1065
	11/03-09/10	937 A1.000, 932 A2.000	121	1970	6PK1060 6PK1965 CT877 CT877K2 CT877WP2 CT970 CT970K1	ALT, (AC) ALT, (AC) CA CA CA BS BS
GTV (916C,)						
2.0 T.SPARK 16V	05/98-08/00	AR 32301	114	1970	6PK1060 6PK1080 6PK1965 6PK1973 7PK1080 7PK1980 CT877 CT877K1 CT877WP1 CT970 CT970K1	ALT, (AC), OE-NO 60676136 ALT, (AC), OE-NO 60662969 ALT, (AC), OE-NO 60653030 ALT, (AC), OE-NO 60630741 ALT, (AC), OE-NO 60617858 ALT, (AC), OE-NO 60652358 CA CA CA BS BS
MITO (955)						
1.3 MultiJet	12/13-	199 B8.000	59	1248	AP9035	
	09/08-	199 A3.000	66	1248	6PK1180 6PK1180K1 6PK1325 AP9035 AP9078 AP9082	ALT, (AC) ALT, (AC) ALT, (AC)
	10/09-	199 B1.000	70	1248	6PK1180	ALT, (AC)

					ContiTech		
ALFA ROMEO							
MITO (955)							
					 6PK1180K3  6PK1325  AP9035  AP9078  AP9082	ALT, (-AC) ALT, (AC)	
	01/11-	199 B4.000	62	1248	 6PK1180  6PK1180K3  6PK1325  AP9035	ALT, (-AC) ALT, (-AC) ALT, (AC)	
	1.4, 1.4 Bifuel, 1.4 MultiAir, 1.4 TJet, 1.4 Turbo MultiAir	09/08-	198 A4.000, 199 A6.000, 199 A8.000, 940 A2.000, 955 A1.000, 955 A2.000, 955 A6.000, 955 A7.000	58-125	1368	 4PK665  5PK1150  5PK1150K1  CT1049  CT1049K1  CT1049WP1	ALT, (-AC) ALT, (AC) ALT, (AC) CA CA CA
	1.6 JTDM	09/08-	198 A2.000, 955 A3.000	88	1598	 6PK1038  6PK1374  CT1155  CT1155K1  CT1155WP1  AP9054  VD1065  MS30	ALT, (-AC) ALT, (AC) CA CA CA CA FOR ART-NO: VD1065
AUDI							
100 (44, 44Q, C3)							
1.8	08/83-07/89	DS, JW, NP	66	1781	 AVX10X730  AVX10X950  AVX13X800  AVX13X915  2PJ838  CT637  CT637K1	PS ALT AC, CH-NO 44-G-053 401⇨ AC, ⇨CH-NO 44-G-053 400 2.FAN CA CA	
2.2 CAT	06/89-11/90	HX, KU	101	2226	 AVX10X800  AVX10X818  AVX13X915  AVX13X960  AVX13X990  CT539  CT539K1  CT539WP1  CT660  CT660K1  CT660WP1	ALT, ⇨CH-NO 44-F-300 000 ALT, CH-NO 44-G-000 001⇨ AC PS, (-AC) PS, (AC) CA, CH-NO 44-J-246 282⇨ CA, CH-NO 44-J-246 282⇨ CA, CH-NO 44-J-246 282⇨ CA, ⇨CH-NO 44-J-246 281 CA, ⇨CH-NO 44-J-246 281 CA, ⇨CH-NO 44-J-246 281	
2.3 E	10/86-11/90	NF	100	2309	 AVX10X800  AVX10X818  AVX13X915  AVX13X960  AVX13X990  CT539  CT539K1  CT539WP1  CT660  CT660K1  CT660WP1	ALT, ⇨CH-NO 44-F-300 000 ALT, CH-NO 44-G-000 001⇨ AC PS, (-AC) PS, (AC) CA, CH-NO 44-J-246 282⇨ CA, CH-NO 44-J-246 282⇨ CA, CH-NO 44-J-246 282⇨ CA, ⇨CH-NO 44-J-246 281 CA, ⇨CH-NO 44-J-246 281 CA, ⇨CH-NO 44-J-246 281	
100 (4A, C4)							
2.0 E	12/90-06/94	AAD, ABK	85	1984	 11,2X820Ld  AVX10X825  AVX10X850	PS, ⇨CH-NO 4AM100000 PS, ⇨CH-NO 4AM100000 PS, ⇨CH-NO 4AM100000	

























































					ContiTech	
AUDI						
100 (4A, C4) ↵						
					 AVX10X913	PS, CH-NO 4AN000001⇒
					 AVX10X950	ALT, ⇒CH-NO 4AM100000
					 AVX13X800	AC
					 4PK855	ALT, CH-NO 4AN000001⇒
					 CT630	CA
					 CT630K2	CA
2.3 E	12/90-06/94	AAR	98	2309	 6PK1293	ALT, PS
					 6PK1693	ALT, PS, AC
					 CT926	CA
					 CT926K1	CA
2.6	03/92-06/94	ABC	110	2598	 6PK1675	ALT, PS, (-AC)
					 6PK1905	ALT, AC, CH-NO 4A-R-029518⇒
					 6PK2260	ALT, PS, AC, ⇒CH-NO 4A-R-029517
					 CT726	CA
					 CT726K1	CA
2.8 E	12/90-06/94	AAH	128	2771	 6PK1675	ALT, PS, (-AC)
					 6PK1905	ALT, PS, (AC), CH-NO 4A-R-029 518⇒
					 6PK2260	ALT, PS, (AC), CH-NO 4A-N-023 927⇒
					 6PK2260	ALT, PS, (AC), ⇒CH-NO 4A-R-029 517
					 6PK2280	ALT, PS, (AC), ⇒CH-NO 4A-N-023 926
					 CT726	CA
					 CT726K1	CA
80 (81, 85, B2) 1.3						
	09/78-07/86	EP	44	1297	 AVX10X763	PS, ⇒CH-NO 81G100000
					 AVX10X850	PS, CH-NO 81G160001⇒
					 AVX10X940	ALT
					 AVX13X825	AC
					 CT633	CA, ⇒07/1981
					 CT637	CA, 08/1981⇒
					 CT637K1	CA, MTR-CODE: EP
1.6	08/78-07/86	DT	55	1595	 AVX10X763	PS, ⇒CH-NO 81G100000
					 AVX10X850	PS, CH-NO 81G160001⇒
					 AVX10X940	ALT
					 AVX13X825	AC
					 CT637	CA
					 CT637K1	CA
1.6 D	08/80-08/86	CR, JK	40	1588	 AVX10X613	WP
					 AVX10X735	ALT, ⇒12/1983
					 AVX10X763	ALT, 01/1984⇒
					 AVX10X775	ALT, (AC), ⇒12/1983
					 AVX10X800	PS
					 AVX13X825	AC
					 CT513	CA
					 CT513K1	CA
1.8	01/83-08/86	DS, JV	66	1781	 AVX10X763	PS, ⇒CH-NO 81G100000
					 AVX10X850	PS, CH-NO 81G160001⇒
					 AVX10X940	ALT
					 AVX13X825	AC
					 CT637	CA
					 CT637K1	CA
80 (89, 89Q, 8A, B3) 1.6						
	09/86-09/91	PP, RN	51-55	1595	 AVX10X825	PS, 01/1991⇒, ⇒CH-NO 8CN025000
					 AVX10X850	PS
					 AVX10X950	ALT
					 AVX13X800	AC
					 CT637	CA
					 CT637K1	CA
1.6 TD	09/86-08/91	RA, SB	59	1588	 AVX10X613	WP, ⇒CH-NO 8AM040000
					 AVX10X643	WP, CH-NO 8AM040001⇒
					 AVX10X715	ALT, (AC)
					 AVX10X735	ALT






























































					ContiTech	
AUDI						
80 (89, 89Q, 8A, B3)						
					 AVX10X788	PS
					 AVX13X800	AC, MTR-CODE: JK, RA
					 AVX13X875	AC, MTR-CODE: SB
					 CT513	CA
					 CT513K1	CA
1.8, 1.8 S	08/86-10/91	JN, NE, PM, RU, SF	55-66	1781	 AVX10X850	PS
					 AVX10X950	ALT
					 AVX13X800	AC
					 CT637	CA
					 CT637K1	CA
2.0 E	08/88-10/90	3A	83	1984	 AVX10X850	PS
					 AVX10X950	ALT
					 AVX13X800	AC
					 CT637	CA
					 CT637K1	CA
80 (8C, B4)						
1.6, 1.6 E	09/91-01/96	ABM, ADA	52-74	1595	 11,2X820Ld	PS, ⇨CH-NO 8CN025000
					 AVX10X850	PS, ⇨CH-NO 8CN025000
					 AVX10X910	PS, CH-NO 8CN025001⇨
					 AVX10X950	ALT, ⇨CH-NO 8CN025000
					 AVX13X800	AC
					 4PK855	ALT, CH-NO 8CN025001⇨
					 CT637	CA
					 CT637K1	CA
1.9 TD	09/91-12/94	AAZ	55	1896	 11,9X903Ld	PS, WP
					 6PK1173	ALT, (AC)
					 6PK890	ALT, (-AC)
					 CT867	CA
					 CT867K1	CA, ⇨MTR-NO 552 765
					 CT867K2	CA, MTR-NO 552 766⇨
					 VD1084	
					 MS13	FOR ART-NO: VD1084
1.9 TDI	09/91-01/96	1Z	66	1896	 11,9X903Ld	PS, WP
					 6PK1173	ALT, (AC)
					 6PK890	ALT, (-AC)
					 CT867	CA
					 CT867K3	CA, ⇨MTR-NO 289 575
					 CT867K4	CA, MTR-NO 289 576⇨
					 VD1084	
					 MS13	FOR ART-NO: VD1084
2.0, 2.0 E	09/91-01/96	ABT, ABK	66-85	1984	 11,2X820Ld	PS, ⇨CH-NO 8CN025000
					 AVX10X850	PS, ⇨CH-NO 8CN025000
					 AVX10X913	PS, CH-NO 8CN025001⇨
					 AVX10X950	ALT, ⇨CH-NO 8CN025000
					 AVX13X800	AC
					 4PK855	ALT, CH-NO 8CN025001⇨
					 CT630	CA
					 CT630K2	CA, ⇨CH-NO 8C-S-075 037
					 CT630K4	CA, CH-NO 8C-S-075 038⇨
2.3 E	09/91-12/94	NG	98	2309	 11,2X866Ld	ALT
					 AVX13X915	AC
					 AVX13X990	PS
					 CT539	CA, ⇨CH-NO 8A-N-200000
					 CT539K1	CA, ⇨CH-NO 8A-N-200000
					 CT926	CA, CH-NO 8C-N-000001⇨
					 CT926K1	CA, CH-NO 8C-N-000001⇨
90 (89, 89Q, 8A, B3)						
2.2 E	04/87-07/91	KV	100	2226	 11,2X866Ld	ALT
					 AVX13X915	AC
					 AVX13X990	PS
					 CT539	CA, CH-NO 89J394747⇨

<div>      <div>ContiTech</div>  </div>						
AUDI 90 (89, 89Q, 8A, B3) 						
					 CT539K1  CT539WP1  CT660  CT660K1  CT660WP1	CA, CH-NO 89-J-394 743⇔ CA, CH-NO 89-J-394 743⇔ CA, ⇔CH-NO 89J394746 CA, ⇔CH-NO 89-J-394 742 CA, ⇔CH-NO 89-J-394 742
A1 (8X1, 8XF) / A1 Sportback (8XA, 8XK)						
1.2 TFSI	05/10-	CBZA	63	1197	 6PK1432  6PK1693  AP9012	ALT, (AC) ALT, (AC)
1.4 TFSI	04/12-	CPTA	103	1395	 6PK1000  6PK1005  6PK737  6PK745  CT1167  CT1167K1  CT1169	ALT, (AC), ⇔11/2013 ALT, (AC), 11/2013⇔ ALT, (-AC), ⇔11/2013 ALT, (-AC), 11/2013⇔ CA CA WP
	05/10-	CAXA, CNVA	90	1390	 6PK1090  6PK1733  6PK1733K3  AP9012	ALT, (-AC) ALT, (AC) ALT, (AC)
1.6 TDI	05/10-	CAYC	77	1598	 6PK1070  6PK1070K1  6PK842 ELAST  6PK842 ELAST T1  CT1139  CT1139K2  CT1139WP2  AP9001  MS46	ALT, (AC) ALT, (AC) ALT, (-AC) ALT, (-AC) CA CA MTR-CODE: CAYC, CA, WP
	03/11-	CAYB	66	1598	 6PK1070  6PK1070K1  6PK842 ELAST  6PK842 ELAST T1  CT1139  CT1139K2  CT1139WP2  AP9001  MS46	ALT, (AC) ALT, (AC) ALT, (-AC) ALT, (-AC) CA CA MTR-CODE: CAYB, CA, WP
2.0 TDI	05/12-	CFHB	100	1968	 6PK1070  6PK1070K1  6PK842 ELAST  6PK842 ELAST T1  CT1139  CT1139K2  CT1139WP2  AP9001  MS46	ALT, (AC) ALT, (AC) ALT, (-AC) ALT, (-AC) CA CA CA, WP
2.0 TFSI quattro	03/12-	CDLH	188	1984	 6PK1054  CT1088  CT1088K3  AP9001	ALT, (AC) CA CA
A2 (8Z0)						
1.4	02/00-08/05	AUA, BBY	55	1390	 6PK1084  6PK745  CT957(SET)  CT957K1  CT957WP1	ALT, (AC) ALT, (-AC) CA CA CA
1.4 TDI	02/00-08/05	AMF, BHC	55	1422	 6PK858  6PK995  6PK995K1  CT1028	ALT, PS ALT, PS, AC ALT, PS, AC CA

					ContiTech		
AUDI							
A2 (8Z0) 					 CT1028K2  CT1028K3  CT1028K4  CT1028WP1  CT1028WP3  CT1028WP3  AP9001  MS18	CA, ⇨CH-NO 8Z-2-019 000 CA, CH-NO 8Z-2-019 001⇨ CA, ⇨CH-NO 8Z-2-019 000 CA, MTR-CODE: AMF, CH-NO 8Z-2-019 001⇨, ⇨CH-NO 8Z-2-070 000 CA, MTR-CODE: AMF, CH-NO 8Z-3-000 001⇨ CA, MTR-CODE: BHC, CH-NO 8Z-2-019 001⇨	
	11/03-08/05	ATL	66	1422	 6PK858  6PK995  6PK995K1  CT1028  CT1028K3  CT1028WP3  AP9001	ALT, (-AC) ALT, (AC) ALT, (AC) CA, WP CA, WP CA, WP	
1.6 FSI	05/02-08/05	BAD	81	1598	 6PK1080  6PK1080K1  6PK737  CT957(SET)  CT957K1  CT957WP2	ALT, AC ALT, AC ALT CA CA CA	
A3 (8L1)							
1.6	08/00-05/03	AEH, AKL, APF, AVU, BFQ	74-75	1595	 6DPK1195  6DPK1195K1  6PK1120  CT908  CT908K1  CT908WP1  AP9001	ALT, (AC) ALT, (AC) ALT, (-AC) CA CA CA	
1.8 T	12/98-05/03	AJQ, APP, ARY, AUQ	132	1781	 6DPK1195  6DPK1195K1  6PK1120  CT909  CT909K2  CT909K3  CT909K6  CT909K7  CT909WP1  CT909WP1  CT909WP4  AP9001  VD1107	ALT, PS, AC ALT, PS, AC ALT, PS CA CA, MTR-CODE: AJQ,APP,AUQ, CH-NO 8L-Y-125 001⇨, CA, MTR-CODE: ARY CA, MTR-CODE: AJQ,APP,AUQ, CH-NO 8L-Y-125 001⇨, CA, MTR-CODE: ARY CA, MTR-CODE: AJQ,APP,AUQ, ⇨CH-NO 8L-Y-125 000 CA, MTR-CODE: AJQ,APP,AUQ, ⇨CH-NO 8L-Y-125 000 CA, MTR-CODE: AJQ,APP,AUQ, CH-NO 8L-Y-125 001⇨ CA, MTR-CODE: ARY CA, MTR-CODE: AJQ,APP,AUQ, ⇨CH-NO 8L-Y-125 000	
1.8, 1.8 T	09/96-05/03	AGN, APG, AGU, AQA, ARZ, AUM	92-110	1781	 6DPK1195  6DPK1195K1  6PK1120  CT909  CT909K2  CT909K3  CT909K6  CT909K7  CT909WP1  CT909WP4  AP9001  VD1107 	ALT, (AC) ALT, (AC) ALT, (-AC) CA CA, CH-NO 8L-Y-125 001⇨ CA, CH-NO 8L-Y-125 001⇨ CA, ⇨CH-NO 8L-Y-125 000 CA, ⇨CH-NO 8L-Y-125 000 CA, CH-NO 8L-Y-125 001⇨ CA, ⇨CH-NO 8L-Y-125 000	

					ContiTech	
---	---	---	---	---	-----------	---

AUDI						
A3 (8L1)						
 1.9 TDI	08/00-05/03	ASZ	96	1896	 6DPK1195  6DPK1195K2  6PK1120  CT1028  CT1028K2  CT1028K3  CT1028K4  CT1028WP4  CT1028WP7  AP9001  VD1091  MS17	ALT, (AC) ALT, (AC) ALT, (AC) CA CA, ⇨MTR-NO 115 000 CA, MTR-NO 115 001⇨ CA, ⇨MTR-NO 115 000 CA, MTR-NO 115 001⇨, CH-NO 8L-3-000 001⇨ CA, ⇨MTR-NO 115 000, ⇨CH-NO 8L-2-150 000 FOR ART-NO: VD1091
	10/00-05/03	ATD, AXR	74	1896	 6DPK1195  6DPK1195K2  6PK1120  CT1028  CT1028K2  CT1028K3  CT1028K3  CT1028K4  CT1028WP2  CT1028WP4  CT1028WP7  AP9001  VD1091  MS17	ALT, (AC) ALT, (AC) ALT, (AC) MTR-CODE: ATD, AXR, CA, WP MTR-CODE: ATD, ⇨MTR-NO 165 000, CA, WP MTR-CODE: ATD, MTR-NO 165 001⇨, CA, WP MTR-CODE: AXR, CA, WP MTR-CODE: ATD, ⇨MTR-NO 165 000, CA, WP MTR-CODE: ATD, MTR-NO 165 001⇨, ⇨CH-NO 8L-2-150 000, CA, WP MTR-CODE: AXR, ⇨CH-NO 8L-2-150 000, CA, WP MTR-CODE: ATD, MTR-NO 165 001⇨, CH-NO 8L-3-000 001⇨, CA, WP MTR-CODE: AXR, CH-NO 8L-3-000 001⇨, CA, WP MTR-CODE: ATD, ⇨MTR-NO 165 000, ⇨CH-NO 8L-2-150 000, CA, WP FOR ART-NO: VD1091
	09/96-07/01	AGR, ALH	66	1896	 6PK1660  6PK1660K1  6PK1660K2  6PK906  6PK906K1  6PK906K3  CT1044  CT1044  CT1044K1  CT1044WP1  CT946  CT946  CT946K1  AP9001  AP9016  VD1076  VD1089  VD1089  MS17	ALT, PS, (AC) ALT, PS, (AC), CH-NO 8L-W-200 001⇨ ALT, PS, (AC), ⇨CH-NO 8L-W-200 000 ALT, PS, (-AC), CH-NO 8L-W-200 001⇨ ALT, PS, (-AC), CH-NO 8L-W-200 001⇨ ALT, PS, (-AC), ⇨CH-NO 8L-W-200 000 CA, WP, MTR-CODE: ALH, MTR-NO 500 001⇨ CA, WP, MTR-CODE: AGR, MTR-NO 565 001⇨ CA, WP, MTR-CODE: AGR, ALH CA, WP, MTR-CODE: ALH, AGR CA, WP, MTR-CODE: AGR, ⇨MTR-NO 565 000 CA, WP, MTR-CODE: ALH, ⇨MTR-NO 500 000 CA, WP, MTR-CODE: AGR, ⇨MTR-NO 044 441 MTR-CODE: ALH, CH-NO 8L-3-070 001⇨, CH-NO 8L-31222 001⇨ ALH, ⇨CH-NO 8L-3-070 000, 8L-31222 000 MTR-CODE: AGR FOR ART-NO: VD1089, VD1076
	08/97-07/01	AHF, ASV	81	1896	 6PK1660  6PK1660K1  6PK1660K2  6PK906  6PK906K1  6PK906K3  CT1044  CT1044  CT1044K1  CT1044K1	ALT, PS, (AC) ALT, PS, (AC), CH-NO 8L-W-200 001⇨ ALT, PS, (AC), ⇨CH-NO 8L-W-200 000 ALT, PS, (-AC) ALT, PS, (-AC), CH-NO 8L-W-200 001⇨ ALT, PS, (-AC), ⇨CH-NO 8L-W-200 000 CA, WP, MTR-CODE: AHF, MTR-NO 595 001⇨ CA, WP, MTR-CODE: ASV, MTR-NO 150 001⇨ CA, MTR-CODE: AHF, MTR-NO 006 067⇨ CA, MTR-CODE: ASV

					ContiTech		
AUDI							
A3 (8L1) 					 CT1044WP1  CT946  CT946  CT946K1  AP9001  AP9016  VD1076  VD1089  MS17	CA, WP, MTR-CODE: AHF, MTR-NO 006 067⇒ CA, WP, MTR-CODE: AHF, ⇒MTR-NO 595 000 CA, WP, MTR-CODE: ASV, ⇒MTR-NO 150 000 CA, WP, MTR-CODE: AHF, ⇒MTR-NO 006 065 MTR-CODE: ASV, AHF, CH-NO 8L-3-070 001⇒, CH-NO 8L-31222 001⇒ MTR-CODE: ASV, AHF, ⇒CH-NO 8L-3-070 000, 8L-31222 000 FOR ART-NO: VD1089, VD1076	
	S3 quattro	03/99-04/02	APY, AMK, AUL	154	1781	 6DPK1195  6DPK1195K1  6PK1120  CT909  CT909K2  CT909K2  CT909K3  CT909K3  CT909K6  CT909K7  CT909WP1  CT909WP1  CT909WP4  AP9001	ALT, PS, AC ALT, PS, AC ALT, PS CA CA, MTR-CODE: APY, CH-NO 8L-Y-125 001⇒ CA, MTR-CODE: AMK, AUL CA, MTR-CODE: APY, CH-NO 8L-Y-125 001⇒ CA, MTR-CODE: AMK, AUL CA, MTR-CODE: APY, ⇒CH-NO 8L-Y-125 000 CA, MTR-CODE: APY, ⇒CH-NO 8L-Y-125 000 CA, MTR-CODE: AMK, AUL CA, MTR-CODE: APY, CH-NO 8L-Y-125 001⇒ CA, MTR-CODE: APY, ⇒CH-NO 8L-Y-125 000
A3 (8P1) / A3 Sportback (8PA)							
1.2 TSI	04/10-03/13	CBZB	77	1197	 6PK1432  6PK1693  AP9012	ALT, (AC) ALT, (AC)	
1.4 TFSI	09/07-03/13	CAXC, CMSA	92	1390	 6PK1090  6PK1733  6PK1733K3  AP9012	ALT, (AC) ALT, (AC) ALT, (AC)	
1.6	05/03-03/13	BGU, BSE, BSF	75	1595	 6PK1045  6PK1045K2  6PK900  CT908  CT908K1  CT908WP1  AP9001	ALT, (AC) ALT, (AC) ALT, (AC) CA CA CA	
1.6 FSI	08/03-09/07	BAG, BLP, BLF	85	1598	 6PK1090  6PK1733  6PK1733K3	ALT, WP, (AC) ALT, WP, (AC) ALT, WP, (AC)	
1.6 TDI	05/09-03/13	CAYC	77	1598	 6PK1070  6PK1070K1  6PK842 ELAST  6PK842 ELAST T1  CT1139  CT1139K2  CT1139WP2  AP9001  VD1076  MS18  MS46	MTR-CODE: CAYB, CAYC, ALT, (AC) MTR-CODE: CAYB, CAYC, ALT, (AC) MTR-CODE: CAYB, CAYC, ALT, (-AC) MTR-CODE: CAYB, CAYC, ALT, (-AC) MTR-CODE: CAYB, CAYC, CA CA, MTR-CODE: CAYB, CAYC MTR-CODE: CAYC, CA, WP MTR-CODE: CAYB, CAYC, ⇒10/2009 FOR ART-NO: VD1076 FOR ART-NO: VD1111	
		CAYB	66	1598	 6PK1070  6PK1070K1  6PK842 ELAST 6PK842 ELAST T1 CT1139 CT1139K2	MTR-CODE: CAYB, CAYC, ALT, (AC) MTR-CODE: CAYB, CAYC, ALT, (AC) MTR-CODE: CAYB, CAYC, ALT, (-AC) MTR-CODE: CAYB, CAYC, ALT, (-AC) MTR-CODE: CAYB, CAYC, CA CA, MTR-CODE: CAYB, CAYC	



ContiTech




































































AUDI

A3 (8P1) / A3 Sportback (8PA)






























































					 	MTR-CODE: CAYB, CA, WP MTR-CODE: CAYB, CAYC, ⇨ 10/2009 FOR ART-NO: VD1076 FOR ART-NO: VD1111
1.8 TFSI	11/06-03/13	BYT, BZB, CDAA	118	1798	 	ALT WP WP
1.9 TDI	05/03-05/10	BKC, BLS, BXE	77	1896	 	ALT, (AC) ALT, (AC) ALT, (AC), MTR-CODE: BKC, 05/2005⇨ ALT, (AC), MTR-CODE: BLS, BXE ALT, (AC), MTR-CODE: BKC, ⇨ 05/2005 ALT, (-AC) CA, WP CA, WP CA, WP MTR-CODE: BLS, FOR ART-NO: VD1076 MTR-CODE: BXE, BKC, FOR ART-NO: VD1076
2.0 FSI	05/03-06/08	AXW, BLX, BLY, BMB, BLR, BVY, BVZ	110	1984	 	ALT, (AC) ALT, (AC) ALT, (-AC) CA, MTR-CODE: AXW, BMB CA, MTR-CODE: AXW, BMB CA, MTR-CODE: BLX, BLY, BLR, BVY, BVZ CA, MTR-CODE: BLX, BLY, BLR, BVY, BVZ CA, MTR-CODE: BLX, BLY, BLR, BVY, BVZ
2.0 TDI	03/06-08/12	BMN, CBBB, CFGB	125	1968	 	MTR-CODE: BMN, ALT, (AC) MTR-CODE: BMN, ALT, (AC) MTR-CODE: BMN, ALT, (AC) MTR-CODE: CBBB, CFGB, ALT, (AC) MTR-CODE: CBBB, CFGB, ALT, (AC) MTR-CODE: CBBB, CFGB, ALT, (-AC) MTR-CODE: CBBB, CFGB, ALT, (-AC) MTR-CODE: BMN, ALT, (AC) MTR-CODE: BMN, CA, WP MTR-CODE: BMN, CA, WP MTR-CODE: BMN, CA, WP MTR-CODE: CBBB, CA, WP MTR-CODE: CBBB, CA, WP MTR-CODE: CBBB, CA, WP MTR-CODE: CFGB, CA, WP MTR-CODE: CFGB, CA, WP MTR-CODE: CFGB, CA, WP MTR-CODE: BMN, CBBB VD1111 FOR ART-NO: VD1076
	06/05-06/08	BMM	103	1968	 	ALT, (AC) ALT, (AC) ALT, (AC) ALT, (-AC) CA, WP CA, WP CA, WP










































































































































					ContiTech	
AUDI						
A3 (8P1) / A3 Sportback (8PA)						
					 VD1076  MS18	FOR ART-NO: VD1076
	06/06-06/08	BUY	120	1968	 6PK1050  6PK1050D2  6PK1050K2  6PK948  CT1051  CT1051K2  CT1051WP2  AP9001  VD1076  MS18	ALT, (AC) ALT, (AC) ALT, (AC) ALT, (-AC) MTR-CODE: BUY, CA MTR-CODE: BUY, CA MTR-CODE: BUY, CA
2.0 TDI 16V	05/03-03/13	BKD, CBAB, CFFB, CLJA	103	1968	 6PK1050  6PK1050D2  6PK1050K2  6PK1070  6PK1070K1  6PK842 ELAST  6PK842 ELAST T1  6PK948  CT1051  CT1051K1  CT1051K2  CT1051WP1  CT1051WP2  CT1134  CT1134K1  CT1134WP2  CT1139  CT1139K2  CT1139WP2  AP9001  VD1076  MS18  MS18  MS37	MTR-CODE: AZV, BKD, ALT, (AC) MTR-CODE: AZV, BKD, ALT, (AC) MTR-CODE: AZV, BKD, ALT, (AC) MTR-CODE: CBAA, CBAB, CFFA, CFFB, CLJA, ALT, (AC) MTR-CODE: CBAA, CBAB, CFFA, CFFB, CLJA, ALT, (AC) MTR-CODE: CBAA, CBAB, CFFA, CFFB, CLJA, ALT, (-AC) MTR-CODE: CBAA, CBAB, CFFA, CFFB, CLJA, ALT, (-AC) MTR-CODE: AZV, BKD, ALT, (-AC) MTR-CODE: AZV, BKD, CA, WP MTR-CODE: AZV, BKD, 02/2007 → CA, WP, MTR-CODE: AZV, BKD, 02/2007 → CA, WP, MTR-CODE: AZV, BKD, 02/2007 → MTR-CODE: AZV, BKD, CA, WP, 02/2007 → MTR-CODE: CBAA, CBAB, CA, WP MTR-CODE: CBAA, CBAB, CA, WP MTR-CODE: CBAA, CBAB, CA, WP MTR-CODE: CFFA, CFFB, CLJA, CA, WP MTR-CODE: CFFA, CFFB, CLJA, CA MTR-CODE: CFFA, CFFB, CA, WP MTR-CODE: AZV, BKD, CBAA, CBAB MTR-CODE: CBAA, CBAB, FOR ART-NO: VD1076 MTR-CODE: CFFA, CFFB, CLJA, FOR ART-NO: VD1111 MTR-CODE: AZV, BKD, FOR ART-NO: VD1076
2.0 TDI 16V quattro	08/04-03/13	BKD, CBAB, CFFB	103	1968	 6PK1050  6PK1050D2  6PK1050K2  6PK1070  6PK1070K1  6PK842 ELAST  6PK842 ELAST T1  6PK948  CT1051  CT1051K1  CT1051K2  CT1051WP1  CT1051WP2  CT1134  CT1134K1  CT1134WP2  CT1139  CT1139K2  CT1139WP2  AP9001  VD1076  MS18	MTR-CODE: AZV, BKD, ALT, (AC) MTR-CODE: AZV, BKD, ALT, (AC) MTR-CODE: AZV, BKD, ALT, (AC) MTR-CODE: CBAA, CBAB, CFFA, CFFB, ALT, (AC) MTR-CODE: CBAA, CBAB, CFFA, CFFB, ALT, (AC) MTR-CODE: CBAA, CBAB, CFFA, CFFB, ALT, (-AC) MTR-CODE: CBAA, CBAB, CFFA, CFFB, ALT, (-AC) MTR-CODE: AZV, BKD, ALT, (-AC) MTR-CODE: AZV, BKD, CA, WP MTR-CODE: AZV, BKD, 02/2007 → CA, WP, MTR-CODE: AZV, BKD, 02/2007 → CA, WP, MTR-CODE: AZV, BKD, 02/2007 → MTR-CODE: AZV, BKD, CA, WP, 02/2007 → MTR-CODE: CBAA, CBAB, CA, WP MTR-CODE: CBAA, CBAB, CA, WP MTR-CODE: CBAA, CBAB, CA, WP MTR-CODE: CFFA, CFFB, CA, WP MTR-CODE: CFFA, CFFB, CLJA, CA MTR-CODE: CFFA, CFFB, CA, WP MTR-CODE: AZV, BKD, CBAA, CBAB MTR-CODE: CFFA, CFFB, CLJA, FOR ART-NO:




































































AUDI



























































A3 (8P1) / A3 Sportback (8PA)






























































					<div><div></div><div>MS18</div></div> <div><div></div><div>MS37</div></div>	VD1111 MTR-CODE: CBAA, CBAB, FOR ART-NO: VD1076 MTR-CODE: AZV, BKD, FOR ART-NO: VD1076
2.0 TDI quattro	03/06-03/13	BMN, CBBB, CFGB	125	1968	<div><div></div><div>6PK1050</div></div> <div><div></div><div>6PK1050D2</div></div> <div><div></div><div>6PK1050K2</div></div> <div><div></div><div>6PK1070</div></div> <div><div></div><div>6PK1070K1</div></div> <div><div></div><div>6PK842 ELAST</div></div> <div><div></div><div>6PK842 ELAST T1</div></div> <div><div></div><div>6PK948</div></div> <div><div></div><div>CT1051</div></div> <div><div></div><div>CT1051K2</div></div> <div><div></div><div>CT1051WP2</div></div> <div><div></div><div>CT1134</div></div> <div><div></div><div>CT1134K1</div></div> <div><div></div><div>CT1134WP1</div></div> <div><div></div><div>CT1139</div></div> <div><div></div><div>CT1139K2</div></div> <div><div></div><div>CT1139WP6</div></div> <div><div></div><div>AP9001</div></div> <div><div></div><div>VD1076</div></div> <div><div></div><div>MS18</div></div> <div><div></div><div>MS18</div></div>	MTR-CODE: BMN, ALT, (AC) MTR-CODE: BMN, ALT, (AC) MTR-CODE: BMN, ALT, (AC) MTR-CODE: CBBB, CFGB, ALT, (AC) MTR-CODE: CBBB, CFGB, ALT, (AC) MTR-CODE: CBBB, CFGB, ALT, (-AC) MTR-CODE: CBBB, CFGB, ALT, (-AC) MTR-CODE: BMN, ALT, (-AC) MTR-CODE: BMN, CA, WP MTR-CODE: BMN, CA, WP MTR-CODE: BMN, CA, WP MTR-CODE: CBBB, CA, WP MTR-CODE: CBBB, CA, WP MTR-CODE: CBBB, CA, WP MTR-CODE: CFGB, CA, WP MTR-CODE: CFGB, CA, WP MTR-CODE: CFGB, CA, WP MTR-CODE: BMN, CBBB VD1111 FOR ART-NO: VD1076
2.0 TFSI, 2.0 TFSI quattro	09/04-03/13	AXX, BWA, BPY, CAWB, CCZA, CBFA	147	1984	<div><div></div><div>6PK1054</div></div> <div><div></div><div>6PK1120</div></div> <div><div></div><div>6PK955</div></div> <div><div></div><div>CT1088</div></div> <div><div></div><div>CT1088K3</div></div> <div><div></div><div>CT1088WP3</div></div> <div><div></div><div>CT1143</div></div> <div><div></div><div>CT1143WP1</div></div> <div><div></div><div>AP9001</div></div> <div><div></div><div>AP9009</div></div>	ALT, (AC), MTR-CODE: AXX, BWA, BPY ALT, MTR-CODE: CAWB, CCZA, CBFA ALT, (-AC), MTR-CODE: AXX, BWA, BPY CA, MTR-CODE: AXX, BWA, BPY CA, MTR-CODE: AXX, BWA, BPY CA, MTR-CODE: AXX, BWA, BPY WP, MTR-CODE: CAWB, CCZA, CBFA WP, MTR-CODE: CAWB, CCZA, CBFA
S3 quattro	11/06-08/12	BHZ, CDLA	195	1984	<div><div></div><div>6PK1054</div></div> <div><div></div><div>CT1088</div></div> <div><div></div><div>CT1088K3</div></div> <div><div></div><div>AP9001</div></div>	ALT, PS, AC CA, WP CA
A3 (8V1) / A3 Sportback (8VA)						
1.2 TFSI	05/14-	CYVB	81	1197	<div><div></div><div>6PK1005</div></div> <div><div></div><div>6PK745</div></div> <div><div></div><div>CT1167</div></div> <div><div></div><div>CT1167K1</div></div>	ALT, (AC) ALT, (-AC) CA CA
	02/13-	CJZA	77	1197	<div><div></div><div>6PK1000</div></div> <div><div></div><div>6PK1005</div></div> <div><div></div><div>6PK737</div></div> <div><div></div><div>6PK745</div></div> <div><div></div><div>CT1167</div></div> <div><div></div><div>CT1167K1</div></div>	ALT, (AC), ⇨11/2013 ALT, (AC), 11/2013⇨ ALT, (-AC), ⇨11/2013 ALT, (-AC), 11/2013⇨ CA CA
	04/12-	CMBA, CXSA	90-103	1395	<div><div></div><div>6PK1000</div></div> <div><div></div><div>6PK1005</div></div> <div><div></div><div>6PK737</div></div> <div><div></div><div>6PK745</div></div> <div><div></div><div>CT1167</div></div> <div><div></div><div>CT1167K1</div></div> <div><div></div><div>CT1169</div></div>	ALT, (AC), ⇨11/2013 ALT, (AC), 11/2013⇨ ALT, (-AC), ⇨11/2013 ALT, (-AC), 11/2013⇨ CA CA CA WP
	1.4 TFSI, 1.4 TFSI e-tron, 1.4 TFSI g-tron	11/13-	CXSB, CZCA, CZEA, CUKB, CXUA, CPWA	81-110	1395	<div><div></div><div>6PK1005</div></div> <div><div></div><div>6PK745</div></div> <div><div></div><div>CT1167</div></div> <div><div></div><div>CT1167K1</div></div> <div><div></div><div>CT1169</div></div>

































































					ContiTech		
AUDI							
A3 (8V1) / A3 Sportback (8VA)							
 1.6 TDI	10/12-	CLHA, CRKB, CXXB, DBKA	77-81	1598	 6PK1026	ALT, (AC)	
					 6PK799 ELAST	ALT, (AC)	
					 6PK799 ELAST T1	ALT, (AC)	
					 CT1168	CA	
					 CT1168K1	CA	
					 VD1076		
					 MS46	FOR ART-NO: VD1076	
1.8 TFSI, 1.8 TFSI quattro	04/12-	CJSA, CJSB	132	1798	 6PK1130	ALT	
2.0 TDI	05/13-	CUNA	135	1968	 AP9022	CH-NO 8VD-000001 	
					 VD1076		
2.0 TDI, 2.0 TDI quattro	04/12-	CRBC, CRLB, CRUA, CRFA, CRFC, CUNA	81-135	1968	 6PK1026	ALT, (AC)	
					 6PK799 ELAST	ALT, (AC)	
					 6PK799 ELAST T1	ALT, (AC)	
					 CT1168	CA	
					 CT1168K1	CA	
					 AP9022	CH-NO 8VD-000001 	
					 VD1076		
A3 Cabriolet (8P7)							
1.2 TFSI	03/10-05/13	CBZB	77	1197	 6PK1432	ALT, (AC)	
					 6PK1693	ALT, (AC)	
					 AP9012		
1.6 TDI	05/09-05/13	CAYC	77	1598	 6PK1070	MTR-CODE: CAYC, ALT, (AC)	
					 6PK1070K1	MTR-CODE: CAYC, ALT, (AC)	
					 6PK842 ELAST	MTR-CODE: CAYC, ALT, (AC)	
					 6PK842 ELAST T1	MTR-CODE: CAYC, ALT, (AC)	
					 CT1139	MTR-CODE: CAYC, CA	
					 CT1139K2	CA, MTR-CODE: CAYC	
					 CT1139WP2	MTR-CODE: CAYC, CA, WP	
					 AP9001		
					 VD1076	MTR-CODE: CAYB, CAYC,  10/2009	
					 MS18	FOR ART-NO: VD1076	
					 MS46	FOR ART-NO: VD1111	
1.8 TFSI	04/08-05/13	BZB, CDAA	118	1798	 6PK1120	ALT	
					 CT1143	WP	
					 CT1143WP1	WP	
					 AP9009		
2.0 TDI	04/08-05/13	CBAB, CFFB	103	1968	 6PK1070	MTR-CODE: CBAA, CBAB, CFFA, CFFB, ALT, (AC)	
					 6PK1070K1	MTR-CODE: CBAA, CBAB, CFFA, CFFB, ALT, (AC)	
					 6PK842 ELAST	MTR-CODE: CBAA, CBAB, CFFA, CFFB, ALT, (AC)	
					 6PK842 ELAST T1	MTR-CODE: CBAA, CBAB, CFFA, CFFB, ALT, (AC)	
					 CT1134	MTR-CODE: CBAA, CBAB, CA	
					 CT1134K1	MTR-CODE: CBAA, CBAB, CA	
					 CT1134WP2	MTR-CODE: CBAA, CBAB, CA, WP	
					 CT1139	MTR-CODE: CFFA, CFFB, CA	
					 CT1139K2	MTR-CODE: CFFA, CFFB, CA	
					 CT1139WP2	MTR-CODE: CFFA, CFFB, CA, WP	
					 AP9001		
					 VD1076	MTR-CODE: CBAA, CBAB	
					 MS46	FOR ART-NO: VD1076, VD1111	
A3 Cabriolet (8V7)							
1.4 TFSI	10/13-	CPTA	103	1395	 6PK1000	ALT, (AC),  11/2013	
					 6PK1005	ALT, (AC), 11/2013 	
					 6PK737	ALT, (AC),  11/2013	
					 6PK745	ALT, (AC), 11/2013 	
					 CT1167	CA	
					 CT1167K1	CA	
					 CT1169	WP	
	02/14-	CXSB, CZCA, CZEA	92-110	1395	 6PK1005	ALT, (AC)	
 6PK745					ALT, (AC)		
 CT1167					CA		











































































					ContiTech		
AUDI							
A3 Cabriolet (8V7)							
					 CT1167K1	CA	
					 CT1169	WP	
A3 Limousine (8VS)							
1.2 TFSI	05/14-	CYVB	81	1197	 6PK1005	ALT, (AC)	
					 6PK745	ALT, (AC)	
					 CT1167	CA	
					 CT1167K1	CA	
	10/13-	CJZA	77	1197	 6PK1000	ALT, (AC), ⇨ 11/2013	
					 6PK1005	ALT, (AC), 11/2013⇨	
					 6PK737	ALT, (AC), ⇨ 11/2013	
					 6PK745	ALT, (AC), 11/2013⇨	
					 CT1167	CA	
					 CT1167K1	CA	
1.4 TFSI	05/14-	CZEA	110	1395	 6PK1005	ALT, (AC)	
					 6PK745	ALT, (AC)	
					 CT1167	CA	
					 CT1167K1	CA	
					 CT1169	WP	
	05/13-	CPTA, CMBA, CXSA, CXSB, CZCA	90-103	1395	 6PK1000	ALT, (AC), ⇨ 11/2013	
					 6PK1005	ALT, (AC), 11/2013⇨	
					 6PK737	ALT, (AC), ⇨ 11/2013	
					 6PK745	ALT, (AC), 11/2013⇨	
					 CT1167	CA	
					 CT1167K1	CA	
					 CT1169	WP	
1.6 TDI	09/13-	CLHA	77	1598	 AP9022		
2.0 TDI	05/13-	CRFA	81	1968	 AP9022	CH-NO 8VD-000001⇨	
		CRBC, CRLB, CRUA	110	1968	 AP9022	CH-NO 8VD-000001⇨	
					 VD1076		
A4 (8D2, B5) / A4 Avant (8D5, B5)							
1.6	11/94-09/01	ADP, AHL, ANA, ARM	74	1595	 11,0X528Ld	WP	
					 4PK855	AC	
					 4PK855K1	AC	
					 5PK1300	ALT, PS	
					 5PK1300K1	ALT, PS	
					 CT848	CA, MTR-CODE: ADP	
					 CT848K3	CA, MTR-CODE: ADP	
					 CT908	CA, MTR-CODE: AHL, ANA, ARM	
					 CT908K1	CA, MTR-CODE: AHL, ANA, ARM	
					 CT908WP1	CA, MTR-CODE: AHL, ANA, ARM	
					 AP9002		
					 AP9007		
1.8	01/95-09/01	ADR, APT, ARG, AVV	92	1781	 11,0X528Ld	WP	
					 4PK855	AC	
					 4PK855K1	AC	
					 5PK1300	ALT, PS	
					 5PK1300K1	ALT, PS	
					 CT919	CA	
					 CT919K1	CA, MTR-CODE: ADR, CH-NO 8D-T-155 010⇨, CA, MTR-CODE: APT,ARG,AVV	
					 CT919K2	CA, MTR-CODE: ADR, CH-NO 8D-T-155 010⇨, CA, MTR-CODE: APT,ARG,AVV	
					 CT919K4	CA, MTR-CODE: ADR, CH-NO 8D-T-155 010⇨, CA, MTR-CODE: APT,ARG,AVV	
					 CT919K5	CA, MTR-CODE: ADR, ⇨CH-NO 8D-T-155 009	
					 AP9002		
					 AP9007		
1.8 T, 1.8 T quattro	01/95-09/01	AEB, ARK, ANB, APU, AWT	110	1781	 11,0X528Ld	WP	
					 4PK855	AC	
					 4PK855K1	AC	
					 5PK1300	ALT, PS	

































































					ContiTech						
AUDI											
A4 (8D2, B5) / A4 Avant (8D5, B5)											
					 5PK1300K1	ALT, PS					
					 CT909	CA, MTR-CODE: AWT					
					 CT909K10	CA, MTR-CODE: AWT, CH-NO 8D-1-042 385⇒					
					 CT909K2	CA, MTR-CODE: AWT, ⇒CH-NO 8D-1-042 384					
					 CT909K3	CA, MTR-CODE: AWT, ⇒CH-NO 8D-1-042 384					
					 CT909K4	CA, MTR-CODE: AWT, CH-NO 8D-1-042 385⇒					
					 CT909WP1	CA, MTR-CODE: AWT, ⇒CH-NO 8D-1-042 384					
					 CT909WP2	CA, MTR-CODE: AWT, CH-NO 8D-1-042 385⇒					
					 CT919	CA, MTR-CODE: APU, ARK, AEB, ANB					
					 CT919K1	CA, MTR-CODE: AEB, CH-NO 8D-T-155 010⇒					
					 CT919K1	CA, MTR-CODE: APU, ARK, ANB					
					 CT919K2	CA, MTR-CODE: APU, ANB, MTR-NO 020 001⇒					
					 CT919K2	CA, MTR-CODE: ARK					
					 CT919K2	CA, MTR-CODE: AEB, CH-NO 8D-T-155 010⇒					
					 CT919K4	CA, MTR-CODE: AEB, CH-NO 8D-T-155 010⇒					
				 CT919K4	CA, MTR-CODE: APU, ARK, ANB						
				 CT919K5	CA, MTR-CODE: AEB, ⇒CH-NO 8D-T-155 009						
				 AP9002							
				 AP9007							
1.9 TDI	03/00-09/01	AJM	85	1896	 4PK855	AC					
					 4PK855K1	AC					
					 5PK1432	ALT, PS					
					 5PK1432K1	ALT, PS					
					 CT1028	CA					
					 CT1028K2	CA					
					 CT1028K4	CA					
					 CT1028WP7	CA					
					 AP9002						
					 AP9032						
					 VD1090						
					 MS17	FOR ART-NO: VD1090					
						01/95-09/01	1Z, AHU, AHH	66	1896	 4PK855	AC
										 4PK855K1	AC
										 5PK1592	ALT, WP, PS
 5PK1592K1	ALT, WP, PS										
 CT867	CA, MTR-CODE: 1Z, AHU										
 CT867K4	CA, MTR-CODE: 1Z, AHU										
 CT945	CA, MTR-CODE: AHH										
 CT945K2	CA, MTR-CODE: AHH										
 AP9002											
 AP9032											
1.9 TDI, 1.9 TDI quattro	10/95-09/01	AFN, AVG	81	1896						 4PK855	AC
										 4PK855K1	AC
										 5PK1592	ALT, WP, PS
										 5PK1592K1	ALT, WP, PS
										 CT867	CA
					 CT867K4	CA					
					 AP9002						
					 AP9032						
					2.4	03/97-09/01	AGA, ALF, AML, APS, ARJ	121	2393	 6PK1760	ALT, (AC)
										 6PK1880	ALT, (AC)
										 CT920	CA
										 CT920K1	CA
										 CT920K2	CA
										 CT920WP3	CA
										2.5 TDI	09/97-09/01
 6PK2404	ALT, PS										
 6PK2404D1	ALT, PS, AC, CH-NO 8D-Y-100 718⇒										
 6PK2404K1	ALT, PS										
 CT1015	CA										
 CT1015K1	CA										
































































					ContiTech	
AUDI						
A4 (8D2, B5) / A4 Avant (8D5, B5)						
					 CT1015K2	CA
					 CT1015WP1	CA, MTR-CODE: AKN
					 CT1018	INJP
					 CT1018K1	INJP
					 VD1032	
					 MS19	FOR ART-NO: VD1032
2.6	01/95-11/00	ABC	110	2598	 6PK1760	ALT, PS, (-AC)
					 6PK1873	ALT, PS, AC, ⇨CH-NO 8D-T-185641
					 6PK1873	8D-T-080000, (S4), (quattro)
					 6PK1880	ALT, PS, AC, CH-NO 8D-T-185642⇨
					 6PK1880	CH-NO 8D-T-080001⇨, (S4), (quattro)
					 CT726	CA
					 CT726K2	CA
					 CT726WP2	CA
A4 (8E2, B6) / A4 Avant (8E5, B6)						
1.6	11/00-12/04	ALZ	75	1595	 4PK855	AC, ⇨CH-NO 8D-1-200 000
					 4PK855K1	AC, ⇨CH-NO 8D-1-200 000
					 5PK1300	ALT, ⇨CH-NO 8D-1-200 000
					 5PK1300K1	ALT, ⇨CH-NO 8D-1-200 000
					 6PK1080	ALT, (-AC), CH-NO 8E-1-000 001⇨
					 6PK1570	ALT, (AC), CH-NO 8E-4-191 001⇨
					 6PK1590	ALT, (AC), CH-NO 8E-1-000 001⇨, ⇨CH-NO 8E-4-191 000
					 CT908	CA
					 CT908K1	CA
					 CT908WP1	CA
					 AP9009	
1.8 T	11/00-07/02	AVJ	110	1781	 6PK1080	ALT, (AC)
					 6PK1590	ALT, (AC)
					 CT909	CA
					 CT909K10	CA
					 CT909K4	CA
					 CT909WP2	CA
					 AP9009	
					 VD1107	
	07/02-12/04	BEX, BFB	120-140	1781	 6PK1080	ALT, PS, (-AC)
					 6PK1570	ALT, PS, AC, CH-NO 8E-4-191001⇨
					 6PK1590	ALT, PS, AC, ⇨CH-NO 8E-4-191000
					 CT909	CA
					 CT909K10	CA
					 CT909K4	CA
					 CT909WP2	CA
					 AP9009	
					 VD1107	
1.9 TDI	11/00-12/04	AVF, AWX	96	1896	 4PK841	AC, MTR-CODE: AWX, AVF, (MANL), ⇨CH-NO 8E-4-010000
					 4PK841	AC, MTR-CODE: AVF, (AUTOM), ⇨CH-NO 8E-3-500000
					 5PK1432	ALT, PS, MTR-CODE: AVF, (AUTOM), ⇨CH-NO 8E-3-500 000
					 5PK1432	ALT, PS, MTR-CODE: AWX, AVF, (MANL), ⇨CH-NO 8E-4-010 000
					 5PK1432K1	ALT, PS, MTR-CODE: AVF, (AUTOM), ⇨CH-NO 8E-3-500 000
					 5PK1432K1	ALT, PS, MTR-CODE: AWX, AVF, (MANL), ⇨CH-NO 8E-4-010 000
					 6PK1125	ALT, PS, (-AC), MTR-CODE: AVF, (AUTOM), CH-NO 8E-4-000 001⇨
					 6PK1125	ALT, PS, (-AC), MTR-CODE: AWX, AVF, (MANL), CH-NO 8E-4-010 001⇨
					 6PK1613	ALT, PS, (AC), MTR-CODE: AVF, (AUTOM), CH-NO

					ContiTech	
AUDI						
A4 (8E2, B6) / A4 Avant (8E5, B6)						
					 6PK1613	8E-4-000 001⇨ ALT, PS, (AC), MTR-CODE: AWX, AVF, (MANL), CH-NO 8E-4-010 001⇨
					 6PK1613D1	ALT, PS, (AC), (AUTOM), MTR-CODE: AVF, CH-NO 8E-4-000 001⇨
					 6PK1613D1	ALT, PS, (AC), (MANL), MTR-CODE: AWX, AVF, CH-NO 8E-4-010 001⇨
					 6PK1613K1	ALT, PS, (AC), MTR-CODE: AVF, (AUTOM), CH-NO 8E-4-000 001⇨
					 6PK1613K1	ALT, PS, (AC), MTR-CODE: AWX, AVF, (MANL), CH-NO 8E-4-010 001⇨
					 CT1028	CA, WP
					 CT1028K2	CA, WP, ⇨CH-NO 8E-2-297 100
					 CT1028K3	CA, WP, CH-NO 8E-2-297 101⇨
					 CT1028K4	CA, WP, ⇨CH-NO 8E-2-297 100
					 CT1028WP4	CA, WP, CH-NO 8E-2-297 101⇨
					 CT1028WP7	CA, WP, ⇨CH-NO 8E-2-295 000
					 AP9001	
					 AP9002	
					 VD1076	CH-NO 8E-3-410 001⇨
					 VD1090	⇨CH-NO 8E-3-410 000
					 MS17	FOR ART-NO: VD1090
					 MS37	FOR ART-NO: VD1076
	05/01-12/04	AVB	74	1896	 4PK841	AC, ⇨CH-NO 8E-3-500 000
					 5PK1432	ALT, PS, ⇨CH-NO 8E-3-500 000
					 5PK1432K1	ALT, PS, ⇨CH-NO 8E-3-500 000
					 6PK1125	ALT, PS, (-AC), CH-NO 8E-4-000 001⇨
					 6PK1613	ALT, PS, (AC), CH-NO 8E-4-000 001⇨
					 6PK1613D1	ALT, PS, (AC), CH-NO 8E-4-000 001⇨
					 6PK1613K1	ALT, PS, (AC), CH-NO 8E-4-000 001⇨
					 CT1028	CA, WP
					 CT1028K2	CA, WP, ⇨CH-NO 8E-2-297 100
					 CT1028K3	CA, WP, CH-NO 8E-2-297 101⇨
					 CT1028K4	CA, WP, ⇨CH-NO 8E-2-297 100
					 CT1028WP4	CA, WP, CH-NO 8E-2-297 101⇨
					 CT1028WP7	CA, WP, ⇨CH-NO 8E-2-295 000
					 AP9001	
					 AP9002	
					 VD1076	CH-NO 8E-3-410 001⇨
					 VD1090	⇨CH-NO 8E-3-410 000
					 MS17	FOR ART-NO: VD1090
					 MS37	FOR ART-NO: VD1076
1.9 TDI quattro	11/01-12/04	AVF	96	1896	 4PK841	AC, (MANL), ⇨CH-NO 8E-4-010 000
					 4PK841	AC, (AUTOM), ⇨CH-NO 8E-3-500 000
					 5PK1432	ALT, PS, (MANL), ⇨CH-NO 8E-4-010 000
					 5PK1432	ALT, PS, (AUTOM), ⇨CH-NO 8E-3-500 000
					 5PK1432K1	ALT, PS, (AUTOM), ⇨CH-NO 8E-3-500 000
					 5PK1432K1	ALT, PS, (MANL), ⇨CH-NO 8E-4-010 000
					 6PK1125	ALT, PS, (-AC), (MANL), CH-NO 8E-4-010 001⇨
					 6PK1125	ALT, PS, (-AC), (AUTOM), CH-NO 8E-4-000 001⇨
					 6PK1613	ALT, PS, (AC), (AUTOM), CH-NO 8E-4-000 001⇨
					 6PK1613	ALT, PS, (AC), (MANL), CH-NO 8E-4-010 001⇨
					 6PK1613D1	ALT, PS, (AC), (AUTOM), CH-NO 8E-4-000 001⇨
					 6PK1613D1	ALT, PS, (AC), (MANL), CH-NO 8E-4-010 001⇨
					 6PK1613K1	ALT, PS, (AC), (MANL), CH-NO 8E-4-010 001⇨
					 6PK1613K1	ALT, PS, (AC), (AUTOM), CH-NO 8E-4-000 001⇨
					 CT1028	CA, WP
					 CT1028K2	CA, WP, ⇨CH-NO 8E-2-297 100
					 CT1028K3	CA, WP, CH-NO 8E-2-297 101⇨
					 CT1028K4	CA, WP, ⇨CH-NO 8E-2-297 100
					CT1028WP4	CA, WP, CH-NO 8E-2-297 101⇨

					ContiTech	
AUDI						
A4 (8E2, B6) / A4 Avant (8E5, B6)						
					 CT1028WP7  AP9001  AP9002  VD1076  VD1090  MS17  MS37	CA, WP, ⇨CH-NO 8E-2-295 000 CH-NO 8E-3-410 001⇨ ⇨CH-NO 8E-3-410 000 FOR ART-NO: VD1090 FOR ART-NO: VD1076
	2.0	11/00-12/04	ALT	96	1984	 6PK1080  6PK1570  6PK1590  CT909  CT909K10  CT909K4  CT909WP3  AP9009  VD1107
2.0 FSI	07/02-12/04	AWA	110	1984	 6PK1080  6PK1570  6PK1590  CT1056  CT1056K1  CT1088  CT1088K3  CT1088WP4  AP9009  VD1107	ALT, (-AC) ALT, (AC), CH-NO 8E-4-191 001⇨ ALT, (AC), ⇨CH-NO 8E-4-191 000 CA, ⇨CH-NO 8E-4-400 000 CA, ⇨CH-NO 8E-3-390 000, ONLY WITH 06D 109 360, 06D 109 493 C, 06D 109 147 E, N 015 083 11, CA, CH-NO 8E-3-390 001⇨, ⇨CH-NO 8E-4-400 000 CA, CH-NO 8E-5-000 001⇨ CA, CH-NO 8E-5-000 001⇨ CA, CH-NO 8E-5-000 001⇨
2.5 TDI	07/02-12/04	BFC, BCZ, BDG	120	2496	 4PK1217  6PK2404  6PK2404D2  6PK2404K1  CT1015  CT1015K1  CT1015K2  CT1015WP1  CT1018  CT1018K1  VD1032  MS19	AC ALT, PS ALT, PS, AC ALT, PS CA, MTR-CODE: BFC CA CA CA INJP INJP FOR ART-NO: VD1032
2.5 TDI, 2.5 TDI quattro	11/00-12/04	AKE, AYM, BAU, BDH, BFC, BCZ, BDG	114-132	2496	 4PK1217  6PK2404  6PK2404D2  6PK2404K1  CT1015  CT1015K1  CT1015K2  CT1015WP1  CT1018  CT1018K1  VD1032  MS19	AC ALT, PS ALT, PS, AC ALT, PS CA CA CA CA INJP INJP FOR ART-NO: VD1032
A4 (8EC, B7) / A4 Avant (8ED, B7)						
1.6	11/04-06/08	ALZ	75	1595	 6PK1570  CT908  CT908K1  CT908WP1  AP9009	ALT, PS, AC CA CA CA
1.8 T, 1.8 T quattro	11/04-06/08	BFB	120	1781	 6PK1080	ALT, (-AC)
						

					ContiTech	
AUDI						
A4 (8EC, B7) / A4 Avant (8ED, B7)						
					 6PK1570  6PK1590  CT909  CT909K10  CT909K4  CT909WP2  AP9009  VD1107	ALT, (AC), CH-NO 8E-4-191 001 ⇨ ALT, (AC), ⇨CH-NO 8E-4-191 000 CA CA CA CA
					 6PK1125  6PK1613  6PK1613D1  6PK1613K1  CT1028  CT1028K3  CT1028WP4  AP9001  AP9002  VD1076  VD1090  MS18  MS37	ALT, PS, (-AC) ALT, PS, (AC) ALT, PS, (AC) ALT, PS, (AC) CA, WP CA, WP, MTR-CODE: BKE, BRB CA, WP CH-NO 8E-3-410 001 ⇨ ⇨CH-NO 8E-3-410 000 CH-NO 8E-6-030 001 ⇨, FOR ART-NO: VD1076 ⇨CH-NO 8E-6-030 000, FOR ART-NO: VD1076
					 6PK1080  6PK1570  6PK1590  CT909  CT909K10  CT909K4  CT909WP3  AP9009  VD1107	ALT, (-AC) ALT, (AC), CH-NO 8E-4-191 001 ⇨ ALT, (AC), ⇨CH-NO 8E-4-191 000 CA CA, MTR-CODE: ALT CA, MTR-CODE: ALT CA, MTR-CODE: ALT
					 6PK1613  6PK1613D1  6PK1613K1  CT1051  CT1051K1  CT1051WP1  AP9001  VD1076  MS18	MTR-CODE: BNA, BRF, ALT, PS, AC MTR-CODE: BNA, BRF, ALT, PS, AC MTR-CODE: BNA, BRF, ALT, PS, AC MTR-CODE: BNA, BRF, CA, WP MTR-CODE: BNA, BRF, CA, WP MTR-CODE: BNA, BRF, CA, WP FOR ART-NO: VD1076
		BNA, BRF	100	1968	 6PK1613  6PK1613D1  6PK1613K1  CT1028  CT1028K3  CT1028WP4  AP9001  VD1076  MS18  MS37	ALT, PS, AC ALT, PS, AC ALT, PS, AC CA, WP CA, WP CA, WP MTR-CODE: BPW, BLB, 07/2005 ⇨, FOR ART-NO: VD1076 MTR-CODE: BPW, BLB, ⇨06/2005, FOR ART-NO: VD1076
		BPW	103	1968	 6PK1613  6PK1613D1  6PK1613K1  CT1051  CT1051K1  CT1051WP1  AP9001  VD1076  MS18  MS18	MTR-CODE: BRE, BLB, ALT, PS, (AC) MTR-CODE: BRE, BLB, ALT, PS, (AC) MTR-CODE: BRE, BLB, ALT, PS, (AC) MTR-CODE: BRE, BLB, CA, WP MTR-CODE: BRE, BLB, CA, WP MTR-CODE: BRE, BLB, CA, WP MTR-CODE: BRE, FOR ART-NO: VD1076 MTR-CODE: BPW, BLB, 07/2005 ⇨, FOR ART-NO:
2.0 TDI 16V	11/04-06/08	BLB, BRE	103	1968	 6PK1613  6PK1613D1  6PK1613K1  CT1051  CT1051K1  CT1051WP1  AP9001  VD1076 MS18 MS18	MTR-CODE: BRE, BLB, ALT, PS, (AC) MTR-CODE: BRE, BLB, ALT, PS, (AC) MTR-CODE: BRE, BLB, ALT, PS, (AC) MTR-CODE: BRE, BLB, CA, WP MTR-CODE: BRE, BLB, CA, WP MTR-CODE: BRE, BLB, CA, WP MTR-CODE: BRE, FOR ART-NO: VD1076 MTR-CODE: BPW, BLB, 07/2005 ⇨, FOR ART-NO:

<div>      <div>ContiTech</div>  </div>						
AUDI						
A4 (8EC, B7) / A4 Avant (8ED, B7)						
					 MS37	MTR-CODE: BPW, BLB, →06/2005, FOR ART-NO: VD1076
2.0 TDI quattro	01/06-06/08	BPW	103	1968	 6PK1613  6PK1613D1  6PK1613K1  CT1028  CT1028K3  CT1028WP4  AP9001  VD1076  MS18	ALT, PS, AC ALT, PS, AC ALT, PS, AC CA, WP CA, WP CA, WP MTR-CODE: BPW, BLB, 07/2005→, FOR ART-NO: VD1076
2.0 TDI, 2.0 TDI quattro	06/06-06/08	BRD	125	1968	 6PK1613  6PK1613D1  6PK1613K1  CT1051  CT1051K1  CT1051WP1  AP9001  VD1076  MS18	MTR-CODE: BRD, ALT, (AC) MTR-CODE: BRD, ALT, (AC) MTR-CODE: BRD, ALT, (AC) MTR-CODE: BRD, CA, WP MTR-CODE: BRD, CA, WP MTR-CODE: BRD, CA, WP FOR ART-NO: VD1076
		BVA	120	1968	 6PK1613  6PK1613D1  6PK1613K1  CT1051  CT1051K1  CT1051WP1  AP9001  VD1076  MS18	MTR-CODE: BVA, ALT MTR-CODE: BVA, ALT MTR-CODE: BVA, ALT MTR-CODE: BVA, CA, WP MTR-CODE: BVA, CA, WP MTR-CODE: BVA, CA, WP FOR ART-NO: VD1076
2.0 TFSI	11/04-06/08	BGB, BWE, BWT, BPG, BUL	147-162	1984	 6PK1570  CT1088  CT1088K3  CT1088WP3  AP9009	ALT, PS, AC CA CA CA
2.0 TFSI, 2.0 TFSI quattro	11/04-06/08	BGB, BWE, BWT	147	1984	 6PK1570  CT1088  CT1088K3  CT1088WP3  AP9009	ALT CA CA CA
2.5 TDI	11/04-05/06	BDG	120	2496	 4PK1217  6PK2404  6PK2404D2  6PK2404K1  CT1015  CT1015K1  CT1015K2  CT1015WP1  CT1018  CT1018K1  VD1032  MS19	AC ALT, PS ALT, PS, AC ALT, PS CA CA CA CA INJP INJP FOR ART-NO: VD1032
2.7 TDI	01/06-06/08	BPP	132	2698	 6PK2460  6PK2490  CT1094  CT1094K1  MS25	ALT, PS, AC, CH-NO 8E-6-252 205→ ALT, PS, AC, →CH-NO 8E-6-252 204 INJP INJP FOR ART-NO: VD1033
3.0 TDI quattro	11/04-06/08	ASB, BKN	150-171	2967	 6PK2460  CT1094  CT1094K1 MS25	ALT, PS, AC INJP INJP FOR ART-NO: VD1033

					ContiTech	
AUDI						
A4 (8K2, B8) / A4 Avant (8K5, B8)						
 1.8 TFSI	11/11-	CJEB	125	1798	 6PK1130	ALT
	11/07-	CABA, CABB, CDHA, CDHB	88-118	1798	 6PK1590  CT1143  CT1143WP1	ALT, PS, AC WP WP
2.0 TDI	11/11-	CGLC, CMGB	130	1968	 6PK1264  CT1139  CT1139K2  CT1139WP6  AP9022  MS46	ALT CA CA CA, WP
	05/13-	CJCD, CMFB, CSUA	110	1968	 6PK1264  CT1139  AP9022	ALT CA
2.0 TDI, 2.0 TDI quattro	11/11-	CGLC	130	1968	 6PK1264  CT1139  CT1139K2  CT1139WP6  AP9022  MS46	MTR-CODE: CGLC, CGLD, ALT MTR-CODE: CGLC, CGLD, CA MTR-CODE: CGLC, CGLD, CA MTR-CODE: CGLC, CGLD, CA, WP
	01/08-	CAHA	125	1968	 6PK1580  CT1134  CT1134K1  CT1134WP1  AP9022  VD1076  MS18	MTR-CODE: CAHA, CAHB, ALT, (AC) MTR-CODE: CAHA, CAHB, CA MTR-CODE: CAHA, CAHB, CA MTR-CODE: CAHA, CAHB, CA, WP MTR-CODE: CAHA, CAHB FOR ART-NO: VD1076
	11/07-	CAGA, CAGB, CAGC, CJCA, CMEA, CJCB, CJCC, CMFA, CSUB	88-105	1968	 6PK1264  6PK1580  CT1134  CT1134K1  CT1134WP2  CT1139  CT1139K2  CT1139WP6  AP9022  VD1076  MS18  MS46	MTR-CODE: CJCA, CJCB, CJCC, CMFA, ALT MTR-CODE: CAGA, CAGB, CAGC, CMEA, ALT, (AC) MTR-CODE: CAGA, CAGB, CAGC, CMEA, CA MTR-CODE: CAGA, CAGB, CAGC, CMEA, CA MTR-CODE: CAGA, CAGB, CAGC, CMEA, CA, WP MTR-CODE: CJCA, CJCB, CJCC, CMFA, CA MTR-CODE: CJCA, CJCB, CJCC, CMFA, CA MTR-CODE: CJCA, CJCB, CJCC, CMFA, CA, WP MTR-CODE: CAGA, CAGB, CAGC, CMEA FOR ART-NO: VD1076 FOR ART-NO: VD1111
	05/13-	CJCD, CMFB, CSUA	110	1968	 AP9022	
	06/08-	CDNB, CAEA, CFKA	132	1984	 6PK1590  CT1143  CT1143WP1	ALT WP WP, MTR-CODE: CDNB
2.0 TFSI quattro	06/08-	CDNC, CAEB, CPMA	155	1984	 6PK1590  CT1143  CT1143WP1	ALT WP WP
2.7 TDI	11/07-	CAMA, CGKA	140	2698	 6PK2498  CT1094  CT1094K1  CT1131  CT1131K1	ALT, PS, AC INJP, ⇨CH-NO 8K-8A040 982, 8K-8N022 419 INJP, ⇨CH-NO 8K-8A040 982, 8K-8N022 419 INJP, CH-NO 8K-8A040 983⇨, CH-NO 8K-8N022 420⇨ INJP, CH-NO 8K-8A040 983⇨, CH-NO 8K-8N022 420⇨
	11/07-	CAPA, CCWA, CCLA	176	2967	 6PK2460  6PK2498  CT1094  CT1094K1  CT1131  CT1131K1	ALT, MTR-CODE: CAPA ALT, MTR-CODE: CCWA, CCWB, CCLA INJP, ⇨CH-NO 8K-8A040 982, 8K-8N022 419 INJP, ⇨CH-NO 8K-8A040 982, 8K-8N022 419 INJP, CH-NO 8K-8A040 983⇨, CH-NO 8K-8N022 420⇨ INJP, CH-NO 8K-8A040 983⇨, CH-NO 8K-8N022 420⇨

					ContiTech	
---	---	---	---	---	-----------	---

AUDI

A4 (8K2, B8) / A4 Avant (8K5, B8)

↩

RS4 quattro

05/12-

CFSA

331

4163

∞

5PK1090

ALT

S4 quattro

11/08-

CAKA, CCBA, CGXC, CTUB, CGWC, CREC

245

2995

∞

6PK2445

ALT

A4 Allroad (8KH, B8)

2.0 TDI quattro

11/11-

CGLC

130

1968

∞

6PK1264

⌄

CT1139

⌄

CT1139K2

⌄

CT1139WP6

🎯

AP9022

🔧

MS46

MTR-CODE: CGLC, CGLD, ALT
MTR-CODE: CGLC, CGLD, CA
MTR-CODE: CGLC, CGLD, CA
MTR-CODE: CGLC, CGLD, CA, WP

04/09-

CAHA

125

1968

∞

6PK1580

⌄

CT1134

⌄

CT1134K1

⌄

CT1134WP1

🎯

AP9022

🎯

VD1076

🔧

MS18

MTR-CODE: CAHA, CAHB, ALT, (AC)
MTR-CODE: CAHA, CAHB, CA
MTR-CODE: CAHA, CAHB, CA
MTR-CODE: CAHA, CAHB, CA, WP

MTR-CODE: CAHA, CAHB
FOR ART-NO: VD1076

09/09-

CAGA, CAGB, CJCA, CJC

100-105

1968

∞

6PK1264

∞

6PK1580

⌄

CT1134

⌄

CT1134K1

⌄

CT1134WP2

⌄

CT1139

⌄

CT1139K2

⌄

CT1139WP6

🎯

AP9022

🎯

VD1076

🔧

MS18

🔧

MS46

MTR-CODE: CJCA, CJC, ALT
MTR-CODE: CAGA, CAGB, CAGC, ALT, (AC)
MTR-CODE: CAGA, CAGB, CAGC, CA
MTR-CODE: CAGA, CAGB, CAGC, CA
MTR-CODE: CAGA, CAGB, CAGC, CA, WP
MTR-CODE: CJCA, CJC, CA
MTR-CODE: CJCA, CJC, CA
MTR-CODE: CJCA, CJC, CA, WP

MTR-CODE: CAGA, CAGB
FOR ART-NO: VD1076
FOR ART-NO: VD1111

05/13-

CJCD

110

1968

🎯

AP9022

2.0 TFSI quattro

04/09-

CDNC, CPMA

155

1984

∞

6PK1590

⌄

CT1143

⌄

CT1143WP1

ALT
WP
WP

3.0 TDI quattro

01/12-

CDUC, CKVB, CKVC

180

2967

∞

6PK2415

ALT

04/09-

CCWA

176

2967

∞

6PK2498

⌄

CT1131

⌄

CT1131K1

ALT
INJP
INJP

A4 Cabriolet (8H7, B6, 8HE, B7)

1.8 T

07/02-03/09

BFB

120

1781

∞

6PK1570

∞

6PK1590

⌄

CT909

⌄

CT909K10

⌄

CT909K4

⌄

CT909WP2

🎯

AP9009

🎯

VD1107

ALT, PS, AC, CH-NO 8H-4-018 001↔
ALT, PS, AC, ↔CH-NO 8H-4-018 000
CA
CA
CA
CA
CA

2.0 TDI

01/06-03/09

BPW

103

1968

∞

6PK1613

∞🎯

6PK1613D1

∞

6PK1613K1

⌄

CT1028

⌄

CT1028K3

⌄

CT1028WP4

🎯

AP9001

🎯

VD1076

🔧

MS37

ALT, PS, AC
ALT, PS, AC
ALT, PS, AC
CA, WP
CA, WP
CA, WP

FOR ART-NO: VD1076

2.0 TFSI 16V

01/06-03/09

BWE, BWT

147

1984

∞

6PK1570

⌄

CT1088
































































⌄

CT1088K3

⌄

CT1088WP3

ALT, PS, AC
CA
CA
CA

					ContiTech							
AUDI												
A4 Cabriolet (8H7, B6, 8HE, B7)												
						AP9009						
2.4	04/02-12/05	BDV	125	2393		6PK1856	ALT, PS, AC					
						CT920	CA					
						CT920K1	CA					
						CT920K2	CA					
						CT920WP3	CA					
2.5 TDI	08/02-12/05	BFC, BCZ, BDG	120	2496		4PK1217	AC					
						6PK2404	ALT, PS					
						6PK2404D2	ALT, PS, AC, CH-NO 8H-5-025501➡, CH-NO 8H-5-904701➡					
						6PK2404K1	ALT, PS					
						CT1015	CA, MTR-CODE: BFC					
						CT1015K1	CA					
						CT1015K2	CA					
						CT1015WP1	CA					
						CT1018	INJP					
						CT1018K1	INJP					
						VD1032						
						MS19	FOR ART-NO: VD1032					
					A5 (8T3) / A5 Sportback (8TA)							
					1.8 TFSI	08/11-	CJEB	125	1798		6PK1130	MTR-CODE: CJEB, ALT
10/07-	CABD, CJEB	125	1798			6PK1130	MTR-CODE: CJEB, ALT					
2.0 TDI	08/08-	CAHA	125	1968		6PK1590	MTR-CODE: CABD, ALT					
						CT1143	MTR-CODE: CABD, WP					
						CT1143WP1	WP, MTR-CODE: CABD					
						6PK1580	MTR-CODE: CAHA, CAHB, ALT, (AC)					
						CT1134	MTR-CODE: CAHA, CAHB, CA					
	09/09-	CAGA, CMEA, CJCA, CMFA	105	1968		CT1134K1	MTR-CODE: CAHA, CAHB, CA					
						CT1134WP1	MTR-CODE: CAHA, CAHB, CA, WP					
						AP9022						
						VD1076	MTR-CODE: CAHA, CAHB					
						MS18	FOR ART-NO: VD1076					
						6PK1580	MTR-CODE: CAGA, CAGB, CAGC, CMEA, ALT, (AC)					
						CT1134	MTR-CODE: CAGA, CAGB, CAGC, CMEA, CA					
						CT1134K1	MTR-CODE: CAGA, CAGB, CAGC, CMEA, CA					
						CT1134WP2	MTR-CODE: CAGA, CAGB, CAGC, CMEA, CA, WP					
2.0 TDI, 2.0 TDI quattro	10/11-	CGLC	130	1968		AP9022						
						VD1076	MTR-CODE: CAGA, CAGB, CMEA					
						MS18	FOR ART-NO: VD1076					
						6PK1264	MTR-CODE: CGLC, ALT					
						CT1139	MTR-CODE: CGLC, CA					
2.0 TFSI, 2.0 TFSI quattro	06/08-	CAEB, CDNB, CDNC	132-155	1984		CT1139K2	MTR-CODE: CGLC, CA					
						CT1139WP6	MTR-CODE: CGLC, CGLD, CA, WP					
						AP9022						
						MS46						
						6PK1590	ALT					
2.7 TDI	06/07-	CAMA, CGKA	140	2698		CT1143	WP					
						CT1143WP1	WP					
						6PK2490	ALT, PS, AC, ➡CH-NO 8T-8-006 300					
						6PK2498	ALT, PS, AC, CH-NO 8T-8-006 301➡					
						CT1094	INJP, ➡CH-NO 8T-8-041 400					
3.0 TDI quattro	10/11-	CDUC, CKVB, CKVC	180	2967		CT1094K1	INJP, ➡CH-NO 8T-8-041 400					
						CT1131	INJP, CH-NO 8T-8-041 401➡					
						CT1131K1	INJP, CH-NO 8T-8-041 401➡					
						6PK2415	ALT					
					06/07-	CAPA, CCWA	176	2967		6PK2460	ALT, ➡CH-NO 8T-8-043 000	
	6PK2498	ALT, CH-NO 8T-8-043 001➡										
	CT1094	INJP, ➡CH-NO 8T-8-041 400										
	CT1094K1	INJP, ➡CH-NO 8T-8-041 400										

					ContiTech	
---	---	---	---	---	-----------	---

AUDI

A5 (8T3) / A5 Sportback (8TA)

CT1131

CT1131K1

INJP, CH-NO 8T-8-041 401⇨
INJP, CH-NO 8T-8-041 401⇨

S5 quattro

06/07-

CAUA

260

4163

5PK1125

ALT

A5 Cabriolet (8F7)

2.0 TDI quattro

01/12-

CGLC

130

1968

6PK1264

CT1139

CT1139K2

CT1139WP6

AP9022

MS46

MTR-CODE: CGLC, ALT
MTR-CODE: CGLC, CA
MTR-CODE: CGLC, CA
MTR-CODE: CGLC, CGLD, CA, WP

2.0 TFSI

03/09-

CDNC, CAEB

155

1984

6PK1590

CT1143

CT1143WP1

ALT
WP
WP

A6 (4A, C4)

2.5 TDI

08/94-10/97

AEL

103

2461

6PK1345

6PK1345D1

6PK1725

CT791

CT791K1

CT939

CT939K2

CT939WP2

VD1002

MS10

MS42

ALT, WP, PS
ALT, WP, PS
ALT, WP, AC, PS
INJP
INJP
CA
CA
CA

FOR ART-NO: VD1002
FOR ART-NO: VD1002






























































2.6



































































06/94-10/97







ABC

110













































2598



































































					ContiTech	
AUDI						
A6 (4B2, C5) / A6 Avant (4B5, C5)						
					 CT1028  CT1028K2  CT1028K3  CT1028K4  CT1028WP2  CT1028WP4  CT1028WP7  AP9002  VD1090  MS17	MTR-CODE: AWX, AVF, CA, WP MTR-CODE: AWX, AVF, CA, WP, ⇨CH-NO 4B-2-120 000 MTR-CODE: AWX, AVF, CA, WP, CH-NO 4B-2-120 001⇨ MTR-CODE: AWX, AVF, CA, WP, ⇨CH-NO 4B-2-120 000 MTR-CODE: AWX, AVF, CA, WP, CH-NO 4B-2-120 001⇨, ⇨CH-NO 4B-2-125 000 MTR-CODE: AWX, AVF, CA, WP, CH-NO 4B-2-125 001⇨ MTR-CODE: AWX, AVF, CA, WP, ⇨CH-NO 4B-2-120 000 FOR ART-NO: VD1090
	04/97-10/00	AFN, AVG	81	1896	 4PK855  4PK855K1  5PK1592  5PK1592K1  CT867  CT867K4  AP9002  AP9032	AC AC ALT, FAN, PS ALT, FAN, PS CA CA
2.4	02/97-01/05	AGA, ALF, AML, APS, ARJ, AJG, APZ, AMM, ALW, ARN, ASM, BDV	100-125	2393	 6PK1760  6PK1880  CT920  CT920K1  CT920K2  CT920WP3	ALT, PS, (-AC) ALT, PS, AC CA CA CA CA
	12/97-01/05	AGA, ALF, AML, APS, ARJ	121	2393	 6PK1760  6PK1880  CT920  CT920K1  CT920K2  CT920WP3	ALT, (-AC) ALT, (AC) CA CA CA CA
2.5 TDI	07/02-01/05	AYM, BFC, BCZ, BDG	114-120	2496	 4PK1217  6PK2404  6PK2404D2  6PK2404K1  CT1015  CT1015K1  CT1015K2  CT1015WP1  CT1018  CT1018K1  VD1032  MS19	AC ALT, PS ALT, PS, AC ALT, PS CA CA CA CA INJP INJP FOR ART-NO: VD1032
2.5 TDI, 2.5 TDI quattro	02/00-01/05	AKE, BAU, BDH	132	2496	 4PK1217  4PK1237  6PK2404  6PK2404D1  6PK2404D2  6PK2404K1  CT1015  CT1015  CT1015K1  CT1015K1  CT1015K2  CT1015K2  CT1015WP1	AC, 01/2002⇨ AC, ⇨12/2001 ALT, PS ALT, PS, AC, ⇨12/2001 ALT, PS, AC, 01/2002⇨ ALT, PS MTR-CODE: AKE, CH-NO 4B-Y-050 001⇨, CA CA, MTR-CODE: BAU, BDH CA, MTR-CODE: AKE, CH-NO 4B-Y-050 001⇨ CA, MTR-CODE: BAU, BDH CA, MTR-CODE: AKE, CH-NO 4B-Y-050 001⇨ CA, MTR-CODE: BAU, BDH CA, MTR-CODE: AKE, CH-NO 4B-Y-050 001⇨

					ContiTech		
AUDI							
A6 (4B2, C5) / A6 Avant (4B5, C5)							
					 CT1015WP1  CT1018  CT1018K1  VD1032  MS19	CA, MTR-CODE: BAU, BDH INJP, MTR-CODE: AKE, BAU, BDH INJP, MTR-CODE: AKE, BAU, BDH FOR ART-NO: VD1032	
	07/97-01/05	AFB, AKN	110	2496	 4PK1217  4PK1237  6PK2404  6PK2404D1  6PK2404K1  CT1015  CT1015K1  CT1015K2  CT1015WP1  CT1018  CT1018K1  VD1032  MS19	AC, 01/2002⇨ AC, ⇨12/2001 ALT, PS ALT, PS, AC ALT, PS CA CA CA CA, MTR-CODE: AKN, CH-NO 4B-X-037 001⇨ INJP INJP FOR ART-NO: VD1032	
	2.7 T quattro	12/97-01/05	AJK, AZA	169	2671	 6PK1733  6PK1856  CT920  CT920K1  CT920K2	ALT, PS, (-AC) ALT, PS, AC CA CA CA
	2.8	02/97-01/05	ACK, ALG, AMX, APR, AQD, AHA	142	2771	 6PK1760  6PK1880  CT920  CT920K1  CT920K1  CT920K2  CT920K2  CT920K4  CT920WP3  CT920WP3	ALT, (-AC) ALT, (AC) CA CA, MTR-CODE: ACK, MODEL '98⇨ CA, MTR-CODE: ALG, AMX, APR, AQD CA, MTR-CODE: ACK, MODEL '98⇨ CA, MTR-CODE: ALG, AMX, APR, AQD CA, MTR-CODE: ACK, ⇨MODEL '97 CA, MTR-CODE: ALG, AMX, APR, AQD CA, MTR-CODE: ACK, MODEL '98⇨
	3.0	08/01-01/05	ASN	162	2976	 6PK1880  CT1068  CT1068K1  CT1068K2	ALT CA CA CA
		06/01-01/05	BBJ	160	2976	 6PK1880  6PK1885  CT1068  CT1068K1  CT1068K2	ALT, ⇨CH-NO 8E-5-400 000 ALT, CH-NO 8E-5-400 001⇨ CA CA CA
	A6 (4F2, C6) / A6 Avant (4F5, C6) / A6 Allroad (4FH, C6)						
	2.0 TDI	07/04-10/08	BLB, BRE	103	1968	 6PK1613  6PK1613D1  CT1051  CT1051K1  CT1051WP1  AP9001  VD1076  MS18	MTR-CODE: BRE, BLB, ALT, PS, (AC) MTR-CODE: BRE, BLB, ALT, PS, (AC) MTR-CODE: BRE, BLB, CA, WP MTR-CODE: BRE, BLB, CA, WP MTR-CODE: BRE, BLB, CA, WP FOR ART-NO: VD1076
		07/04-08/11	BNA, BRF, CAGB	100	1968	 6PK1580  6PK1613  6PK1613D1  CT1051  CT1051K1  CT1051WP1  CT1134  CT1134K1  CT1134WP1  AP9001	MTR-CODE: CAGA, CAGB, ALT ALT, MTR-CODE: BRF, BNA MTR-CODE: BRF, BNA, ALT CA, MTR-CODE: BRF, BNA CA, MTR-CODE: BRF, BNA CA, MTR-CODE: BRF, BNA MTR-CODE: CAGA, CAGB, CA MTR-CODE: CAGA, CAGB, CA MTR-CODE: CAGA, CAGB, CA, WP



























































					ContiTech		
AUDI							
A6 (4F2, C6) / A6 Avant (4F5, C6) / A6 Allroad (4FH, C6)							
					AP9022 VD1076 VD1076 VD1076 MS18	CAGB, ⇨08/2009 MTR-CODE: BRF, BNA MTR-CODE: CAGB, 03/2010⇨ FOR ART-NO: VD1076	
	10/08-08/11	CAHA	125	1968	6PK1580 CT1134 CT1134K1 CT1134WP1 AP9022 VD1076 VD1076 MS18	MTR-CODE: CAHA, CAHB, ALT, (AC) MTR-CODE: CAHA, CAHB, CA MTR-CODE: CAHA, CAHB, CA MTR-CODE: CAHA, CAHB, CA, WP MTR-CODE: CAHA, CAHB, 03/2010⇨ MTR-CODE: CAHA, CAHB, ⇨08/2009 FOR ART-NO: VD1076	
	2.0 TFSI	06/05-08/11	BPJ, BYK	125	1984	6PK1570 CT1088 CT1088K3 CT1088WP3 AP9009	MTR-CODE: BPJ, BYK, ALT MTR-CODE: BPJ, BYK, CA, WP MTR-CODE: BPJ, BYK, CA, WP MTR-CODE: BPJ, BYK, CA, WP
	2.4	05/04-10/08	BDW	130	2393	6PK2415	ALT, PS, AC
	2.7 TDI	10/08-08/11	CANA	140	2698	6PK2498 CT1131 CT1131K1	ALT INJP INJP
2.7 TDI, 2.7 TDI quattro	11/04-10/08	BPP	132	2698	6PK2460	ALT, PS, AC, ESTATE, ⇨CH-NO 4F-6-017 400	
					6PK2460	ALT, PS, AC, CH-NO 4F-7-029 699⇨	
					6PK2460	ALT, PS, AC, NOTCHBACK, ⇨CH-NO 4F-5-140 000	
					6PK2460	ALT, PS, AC, ⇨CH-NO 4F-7-029 698, (CVT-AUTOM)	
					6PK2460	ALT, PS, AC, CH-NO 4F-6-172 454⇨, ⇨CH-NO 4F-7-029 698, (MANL)	
					6PK2490	ALT, PS, AC, ESTATE, (MANL), CH-NO 4F-6-017 401⇨, ⇨CH-NO 4F-6-172 453	
					6PK2490	ALT, PS, AC, NOTCHBACK, (MANL), CH-NO 4F-5-140 001⇨, ⇨CH-NO 4F-6-172 453	
					6PK2490	ALT, PS, AC, CH-NO 4F-6-172 454⇨, ⇨CH-NO 4F-7-029 698, (AUTOM)	
					6PK2490	ALT, PS, AC, NOTCHBACK, (AUTOM), CH-NO 4F-5-140 001⇨, ⇨CH-NO 4F-6-172 453	
					6PK2490	ALT, PS, AC, ESTATE, (AUTOM), CH-NO 4F-6-017 401⇨, ⇨CH-NO 4F-6-172 453	
CT1094	INJP						
CT1094K1	INJP						
MS25	FOR ART-NO: VD1033						
3.0 TDI quattro	05/04-10/08	ASB, BMK	165-171	2967	6PK2460	ALT, PS, AC, CH-NO 4F-7-029 699⇨	
					6PK2460	ALT, PS, AC, CH-NO 4F-6-172 454⇨, ⇨CH-NO 4F-7-029 698, (MANL)	
					6PK2460	ALT, PS, AC, ⇨CH-NO 4F-6-100 000	
					6PK2490	ALT, PS, AC, CH-NO 4F-6-172 454⇨, ⇨CH-NO 4F-7-029 698, (AUTOM)	
					6PK2490	ALT, PS, AC, CH-NO 4F-6-100 001⇨, ⇨CH-NO 4F-6-172 453	
	05/06-10/08	ASB	171	2967	CT1094	INJP	
					CT1094K1	INJP	
					MS25	FOR ART-NO: VD1033	
					6PK2460	ALT, PS, AC, CH-NO 4F-7-029 699⇨	
					6PK2490	ALT, PS, AC, ⇨CH-NO 4F-7-029 698	
10/08-08/11	CDYA, CDYC	176	2967	CT1094	INJP		
				CT1094K1	INJP		
				MS25	FOR ART-NO: VD1033		
3.2 FSI, 3.2 FSI quattro	05/04-05/09	AUK, BKH	188	3123	6PK2415	ALT, PS, AC	
































































					ContiTech	
---	---	---	---	---	-----------	---

AUDI						
A6 (4G2, C7, 4GC) / A6 Avant (4G5, C7, 4GD)						
↩ 2.0 TDI	03/11-	CGLC, CMGB, CGLE, CSUE	100-130	1968	 6PK1264  CT1139  CT1139K2  CT1139WP6  AP9022  MS46	ALT CA CA CA, WP
2.0 TFSI	05/11-	CDNB	132	1984	 6PK1100  CT1143  CT1143WP1	ALT WP WP
3.0 TDI, 3.0 TDI quattro	11/10-	CDUC, CKVB, CKVC, CDUD, CLAA, CLAB, CGQB	150-230	2967	 6PK2415	ALT
S6 quattro	02/12-	CEUC	309	3993	 5PK985	ALT
A6 Allroad (4GH, 4GJ)						
3.0 TDI quattro	01/12-	CLAA, CGQB, CDUD, CKVC	150-230	2967	 6PK2415	ALT
3.0 TFSI quattro	01/12-	CGWD	228	2995	 6PK2330	ALT
A7 Sportback (4GA, 4GF)						
3.0 TDI quattro	10/10-	CDUC, CKVB, CKVC, CDUD	180	2967	 6PK2415	ALT
A8 (4D2, 4D8)						
4.2 quattro	11/98-09/02	AQF, AUX, AUW	228	4172	 6PK2650  CT920  CT920K5  CT920K6  CT920WP2	ALT MTR-CODE: AQF, AUW, CA, WP MTR-CODE: AQF, AUW, CH-NO 4D-Y-016 501⇄, CA, WP MTR-CODE: AQF, AUW, ⇄CH-NO 4D-Y-016 500, CA, WP MTR-CODE: AQF, AUW, CH-NO 4D-Y-016 501⇄, CA, WP
	03/94-11/98	ABZ, AKG	220	4172	 6PK2680  CT727	ALT, PS, AC CA
A8 (4E)						
3.0 TDI quattro	08/03-07/10	ASB	171	2967	 6PK2460  6PK2460  6PK2490  CT1094  CT1094K1  MS25	ALT, PS, AC, CH-NO 4E-7-003 343⇄, ⇄CH-NO 4E-7-030 000 ALT, PS, AC, ⇄CH-NO 4E-6-020 000 ALT, PS, AC, CH-NO 4E-6-020 001⇄, ⇄CH-NO 4E-7-003 342 INJP INJP FOR ART-NO: VD1033
4.2 quattro	10/02-07/10	BFM	246	4172	 7PK2535  CT920  CT920K5  CT920WP2	ALT, CH-NO 4E-3-001 601⇄, ⇄CH-NO 4E-6-030 000 MTR-CODE: BFM, CA, WP MTR-CODE: BFM, CA, WP MTR-CODE: BFM, CA, WP
4.2 TDI quattro	07/05-07/10	BVN	240	4134	 6PK1623  CT1095	ALT, AC CA
A8 (4H)						
2.0 TFSI hybrid	02/12-	CHJA	155	1984	 CT1143  CT1143WP1	WP WP
3.0 TDI quattro	07/10-	CDTA, CMHA, CDTG	184	2967	 6PK2535	ALT
4.0 TFSI quattro	03/12-	CEUA	309	3993	 5PK985	ALT
4.2 TDI quattro	11/09-	CDSB	258	4134	 6PK1613	ALT
	10/13-	CTEC	283	4134	 CT1194	INJP
S8 quattro	04/12-	CGTA, CTFA	382	3993	 5PK985	ALT
ALLROAD (4BH, C5)						
2.5 TDI quattro	05/00-08/05	AKE, BAU	132	2496	 4PK1217  4PK1237  6PK2404  6PK2404D2	AC, CH-NO 4B-3-090 001⇄ AC, ⇄CH-NO 4B-3-090 000 ALT, PS ALT, PS, AC, CH-NO 4B-3-090 001⇄


















					ContiTech		
AUDI							
ALLROAD (4BH, C5)							
					 6PK2404K1	ALT, PS	
					 CT1015	CA	
					 CT1015K1	CA	
					 CT1015K2	CA	
					 CT1015WP1	CA	
					 CT1018	INJP	
					 CT1018K1	INJP	
					 VD1032		
					 MS19	FOR ART-NO: VD1032	
2.7 T quattro	05/00-08/05	ARE, BES	184	2671	 6PK1733	ALT, (AC)	
					 6PK1856	ALT, (AC)	
					 CT920	CA	
					 CT920K1	CA	
					 CT920K2	CA	
CABRIOLET (8G7, B4)							
2.0 E	01/93-07/98	ABK	85	1984	 AVX10X910	PS	
					 AVX13X800	AC	
					 4PK855	ALT	
					 CT630	CA	
					 CT630K2	CA, ⇨CH-NO 8G-S-002 743	
					 CT630K4	CA, CH-NO 8G-S-002 744⇨	
2.3 E	05/91-07/94	NG	98	2309	 11,2X866Ld	ALT	
					 AVX13X1000	PS	
					 CT926	CA	
					 CT926K1	CA	
2.6	06/93-08/00	ABC	110	2598	 6PK1635	ALT, PS, CH-NO 8G-S-003001⇨	
					 6PK1675	ALT, PS, ⇨CH-NO 8G-S-003000	
					 6PK1863	ALT, PS, AC, CH-NO 8G-S-003001⇨	
					 6PK1905	ALT, PS, AC, CH-NO 8G-R-003281⇨, ⇨CH-NO 8G-S-003000	
					 6PK2260	ALT, PS, AC, ⇨CH-NO 8G-R-003280	
					 CT726	CA	
					 CT726K1	CA, ⇨CH-NO 8G-S-001 302	
					 CT726K2	CA, CH-NO 8G-S-001 303⇨	
					 CT726WP2	CA, CH-NO 8G-S-001 303⇨	
Q3 (8U)							
1.4 TFSI	10/13-	CHPB, CZEA, CZDA	110	1395	 6PK1000	ALT, (AC), ⇨11/2013	
					 6PK1005	ALT, (AC), 11/2013⇨	
					 CT1167	CA	
					 CT1167K1	CA	
					 CT1169	WP	
2.0 TDI	05/13-	CFGC	130	1968	 6PK1070	ALT	
					 6PK1070K1	ALT	
					 CT1139	CA	
					 CT1139K2	CA	
					 AP9001		
					 MS46		
2.0 TDI quattro	06/11-	CFGC, CLLB	130	1968	 6PK1070	ALT	
					 6PK1070K1	ALT	
					 CT1139	CA	
					 CT1139K2	CA	
					 CT1139WP6	CA, WP	
					 AP9001		
					 MS46		
2.0 TDI, 2.0 TDI quattro	09/11-	CFFB, CLJA	103	1968	 6PK1070	ALT	
					 6PK1070K1	ALT	
					 CT1139	CA	
					 CT1139K2	CA	
					 CT1139WP6	MTR-CODE: CFFA, CFFB, CA, WP	
					 AP9001		
					 MS46		
							










					ContiTech	
---	---	---	---	---	-----------	---











AUDI							
Q3 (8U)							
↩ 2.0 TFSI quattro	06/11-	CCZC, CPSA	125-155	1984	  	6PK1100 CT1143 CT1143WP1	ALT WP WP
Q5 (8R)							
2.0 TDI quattro	11/08-	CAHA, CGLB, CMGA	125	1968		6PK1580	ALT, (AC)
						CT1134	MTR-CODE: CAHA, CAHB, CA
						CT1134K1	MTR-CODE: CAHA, CAHB, CA
						CT1134WP1	MTR-CODE: CAHA, CAHB, CA, WP
						CT1139	MTR-CODE: CGLA, CGLB, CMGA, CA
						CT1139K2	MTR-CODE: CGLA, CGLB, CMGA, CA
						CT1139WP6	MTR-CODE: CGLA, CGLB, CMGA, CA, WP
						AP9022	
						VD1076	MTR-CODE: CAHA, CAHB
						MS18	FOR ART-NO: VD1076
						MS46	FOR ART-NO: VD1111
	08/09-	CAGA, CJCA	105	1968		6PK1264	MTR-CODE: CJCA, CJCB, MODEL '13↷, ALT
						6PK1580	MTR-CODE: CAGA, CAGB, CAGC, ALT, (AC)
						6PK1580	MTR-CODE: CJCA, CJCB, ↷MODEL '12, ALT
						CT1134	MTR-CODE: CAGA, CAGB, CAGC, CA
					CT1134K1	MTR-CODE: CAGA, CAGB, CAGC, CA	
					CT1134WP1	MTR-CODE: CAGA, CAGB, CAGC, CA, WP	
					CT1139	MTR-CODE: CJCA, CJCB, CA	
					CT1139K2	MTR-CODE: CJCA, CJCB, CA	
					CT1139WP6	MTR-CODE: CJCA, CJCB, CA, WP	
					AP9022		
					VD1076	MTR-CODE: CAGA, CAGB	
					MS18	FOR ART-NO: VD1076	
					MS46	FOR ART-NO: VD1111	
06/12-	CGLC, CMGB	130	1968		6PK1264	ALT	
					CT1139	CA	
					CT1139K2	CA	
					CT1139WP6	CA, WP	
					AP9022		
					MS46		
2.0 TFSI quattro	11/08-	CDNC, CAEB, CPMA	155	1984		6PK1590	ALT
						CT1143	WP
		CT1143WP1	WP				
08/09-	CDNB, CNCB	132	1984		6PK1590	ALT	
					CT1143	WP	
					CT1143WP1	WP, MTR-CODE: CDNB	
06/12-	CNCD	165	1984		6PK1130	ALT	
05/13-	CPMB	162	1984		6PK1100	ALT	
3.0 TDI quattro	11/08-	CCWA, CPNB	176	2967		6PK2498	ALT
						CT1131	INJP
						CT1131K1	INJP
06/12-	CDUD	180	2967		6PK2415	ALT	
3.0 TFSI quattro	06/12-	CTUC, CTVA	200	2995		6PK2330	ALT
SQ5 TDI quattro	12/12-	CGQB, CVUC	230	2967		6PK2415	ALT
Q7 (4L)							
3.0 TDI	05/11-08/15	CJGD, CRCA, CLZB	180	2967		6PK2523	MTR-CODE: CLZB, MODEL '13↷, ALT
						6PK2523	MTR-CODE: CJGD, CRCA, ALT
						6PK2535	MTR-CODE: CLZB, ↷MODEL '12, ALT
	03/06-05/08	BUG	171	2967		6PK2475	ALT, CH-NO 4L-9-017 201↷
						6PK2490	ALT, ↷CH-NO 4L-9-017 200
						CT1094	INJP
						CT1094K1	INJP
						MS25	FOR ART-NO: VD1033
	11/07-08/15	CASA, CCMA, CJGA, CNRB	176	2967		6PK2475	MTR-CODE: CASA, CASB, ALT, CH-NO 4L-9-017 201↷
						6PK2475	MTR-CODE: CCMA, ALT
						6PK2490	MTR-CODE: CASA, CASB, ALT, ↷CH-NO 4L-9-017
						</	
















					ContiTech	
AUDI						
Q7 (4L)						
					 6PK2523  6PK2523  6PK2535  CT1131  CT1131K1	200 MTR-CODE: CNRB, MODEL '13⇒, ALT MTR-CODE: CJGA, CJGC, ALT MTR-CODE: CNRB, ⇒MODEL '12, ALT MTR-CODE: CASA, CCMA, INJP MTR-CODE: CASA, CCMA, INJP
4.2 FSI	03/06-05/10	BAR	257	4163	 5PK1120	ALT
4.2 TDI	03/07-06/09	BTR	240	4134	 6PK1623  CT1095	ALT INJP
	05/09-08/15	CCFA, CCFC	250	4134	 6PK1613	ALT
R8						
4.2 FSI quattro	04/07-09/10	BYH	309	4163	 5PK950	ALT
TT (8J3) / TT Roadster (8J9)						
1.8 TFSI	06/08-06/14	CDA	118	1798	 6PK1120  CT1143  CT1143WP1  AP9009	ALT WP WP
2.0 TDI quattro	06/08-06/14	CBBB, CFGB	125	1968	 6PK1070  6PK1070K1  6PK842 ELAST  6PK842 ELAST T1  CT1134  CT1134K1  CT1134WP1  CT1139  CT1139K2  CT1139WP6  AP9001  VD1076  MS18  MS18	MTR-CODE: CBBB, CFGB, ALT, (AC) MTR-CODE: CBBB, CFGB, ALT, (AC) MTR-CODE: CBBB, CFGB, ALT, (-AC) MTR-CODE: CBBB, CFGB, ALT, (-AC) MTR-CODE: CBBB, CA MTR-CODE: CBBB, CA MTR-CODE: CBBB, CA MTR-CODE: CFGB, CA MTR-CODE: CFGB, CA MTR-CODE: CFGB, CA, WP MTR-CODE: CBBB VD1111 FOR ART-NO: VD1076
2.0 TFSI	08/06-06/10	BWA, BPY, CCTA	147	1984	 6PK1054  6PK1120  6PK955  CT1088  CT1088K3  CT1088WP3  CT1143  AP9001  AP9009	MTR-CODE: BWA, BPY, ALT, (AC) MTR-CODE: CCZA, CCTA, ALT, (AC) MTR-CODE: BWA, BPY, ALT, (-AC) MTR-CODE: BWA, BPY, CA, WP MTR-CODE: BWA, BPY, CA, WP MTR-CODE: BWA, BPY, CA, WP WP, MTR-CODE: CCZA, CCTA
	05/10-06/14	CESA	155	1984	 6PK1120  CT1143  CT1143WP1  AP9009	ALT WP WP
2.0 TTS quattro	05/08-06/14	CDLB	200	1984	 6PK1054  6PK955  CT1088  CT1088K3  AP9001	ALT, (AC) ALT, (-AC) CA CA
3.2 V6 quattro	08/06-06/10	BUB	184	3189	 6PK1613  6PK1623  AP9001  AP9022	ALT, PS, AC, CH-NO 8J-7-013 501⇒ ALT, PS, AC, ⇒CH-NO 8J-7-013 500
TT (8N3) / TT Roadster (8N9)						
1.8 T	01/01-06/06	AUM	110	1781	 6DPK1195  6DPK1195K1  6PK1120  CT909  CT909K2  CT909K3  CT909WP1	ALT, PS, AC ALT, PS, AC ALT, PS CA CA CA CA







					ContiTech	
---	---	---	---	---	-----------	---

AUDI						
TT (8N3) / TT Roadster (8N9)						
1.8 T, 1.8 T quattro	10/98-06/06	AJQ, APP, AUQ, ATC, ARY, APX, BAM	132-165	1781		AP9001
						VD1107
						6DPK1195
						6DPK1195K1
						6PK1120
						CT909
						CT909K2
						CT909K3
						CT909K6
						CT909K7
						CT909WP1
						CT909WP4
						AP9001
						VD1107
						6DPK1320
						AP9001
3.2 VR6 quattro	07/03-06/06	BHE, BPF	184	3189		ALT, PS, AC


























































AUSTIN						
METRO						
1.0, 1.0 Surf HLE	10/80-04/90	99 H, 99 HA65P	30-35	999		DYN
						ALT, (AUTOM)
						ALT
MINI						
1000 Mayfair	08/82-06/93	99 HA53P, 99 H997P, 99 HC20P	31	998		ALT, (AUTOM)
						DYN
						ALT
1275 GT	10/69-08/80		39	1256		ALT
MONTEGO (XE)						
1.6 LS,HL	04/84-08/88	16 HC37	61	1598		PS
						ALT

































































AUTOBIANCHI						
Y10						
1.0, 1.0 CAT	03/85-10/95	156A2.000, 156A2.246	33	999		ALT
						ALT
						CA
						CA
1.1, 1.1 i.e. CAT	06/89-10/95	156C.000, 156C.046	42	1108		ALT, ⇨ 12/1992
						ALT, ⇨ 12/1992
						ALT, (AC), 01/1992⇨
						ALT, (AC), 01/1992⇨
						CA
						CA

BMW						
1 (E81)						
120 d	09/06-09/12	N47 D20 A, N47 D20 C	120-130	1995		ALT, (ELECTR PS), (AC), (E81)
						ALT, (PS), (AC), (E81)
						ALT, (ELECTR PS), (-AC), (E81), ⇨ 09/2010
						ALT, (ELECTR PS), (-AC), (E81), 09/2010⇨
						ALT, (PS), (-AC), (E81)
1 (E81, E82, E87, E88)						
116 d	11/08-09/12	N47 D20 A, N47 D20 C	85	1995		ALT, (AC), (ELECTR PS)
						ALT, (AC), (-ELECTR PS)
						ALT, (-AC), (ELECTR PS)
						ALT, (AC), (-ELECTR PS)
116 i	11/03-09/12	N45 B16 A	85	1596		ALT, (AC), (Facelift 2007), MTR-CODE: N45
						ALT, (-AC), ⇨ MODEL '06
						ALT, (AC), (Facelift 2007), MTR-CODE: N45
						ALT, (AC), ⇨ MODEL '06
						ALT, (AC), ⇨ MODEL '06
						ALT, (AC), (Facelift 2007), MTR-CODE: N45

					ContiTech		
BMW							
1 (E81, E82, E87, E88)							
						7PK1104	ALT, (AC), (Facelift 2007), MTR-CODE: N43
						AP9005	MTR-CODE: N45*
						AP9008	MTR-CODE: N45*
						6PK1635	ALT, (-AC), ⇄MODEL '06
						6PK1635	ALT, (AC), (Facelift 2007), MTR-CODE: N45
						6PK1870	ALT, (AC), (Facelift 2007), MTR-CODE: N45
						6PK1870	ALT, (AC), ⇄MODEL '06
						7PK1104	ALT, (AC), (Facelift 2007), MTR-CODE: N43
						AP9005	MTR-CODE: N45*
						AP9008	MTR-CODE: N45*
118 d	09/06-	N43 B16 A	90	1599		6PK1635	ALT, (-AC), ⇄MODEL '06
						6PK1635	ALT, (AC), (Facelift 2007), MTR-CODE: N45
						6PK1870	ALT, (AC), (Facelift 2007), MTR-CODE: N45
						6PK1870	ALT, (AC), ⇄MODEL '06
						7PK1104	ALT, (AC), (Facelift 2007), MTR-CODE: N43
						AP9005	MTR-CODE: N45*
						AP9008	MTR-CODE: N45*
						6PK1635	ALT, (-AC), ⇄MODEL '06
						6PK1870	ALT, (AC), ⇄MODEL '06
						7PK1104	ALT, (AC), (Facelift 2007), MTR-CODE: N43
118 i	09/06-	N43 B20 A	105	1995		6DPK1697	ALT, (ELECTR PS), (AC), MTR-CODE: N47
						6DPK1817	ALT, (-ELECTR PS), (AC), MTR-CODE: N47
						6PK1548	ALT, (ELECTR PS), (-AC), MTR-CODE: N47
						6PK1800	ALT, (-ELECTR PS), (-AC), MTR-CODE: N47
						4PK830 ELAST	PS, ⇄MODEL '06
						6DPK1697	ALT, (AC), (ELECTR PS), MODEL '07⇄, (Facelift)
						6DPK1817	ALT, (AC), (-ELECTR PS), MODEL '07⇄, (Facelift)
						6PK1605	ALT, (-AC), (ELECTR PS), MODEL '07⇄, (Facelift)
						6PK1685	ALT, (-AC), ⇄MODEL '06
						6PK1795	ALT, (-AC), (-ELECTR PS), MODEL '07⇄, (Facelift)
6PK1836	ALT, (AC), ⇄MODEL '06						
120 i	09/06-	N47 D20 A, N47 D20 C	105	1995		6DPK1697	ALT, (ELECTR PS), (AC), MTR-CODE: N47
						6DPK1817	ALT, (-ELECTR PS), (AC), MTR-CODE: N47
						6PK1548	ALT, (ELECTR PS), (-AC), MTR-CODE: N47
						6PK1800	ALT, (-ELECTR PS), (-AC), MTR-CODE: N47
						4PK830 ELAST	PS, ⇄MODEL '06
						6DPK1697	ALT, (AC), (ELECTR PS), MODEL '07⇄, (Facelift)
						6DPK1817	ALT, (AC), (-ELECTR PS), MODEL '07⇄, (Facelift)
						6PK1605	ALT, (-AC), (ELECTR PS), MODEL '07⇄, (Facelift)
						6PK1685	ALT, (-AC), ⇄MODEL '06
						6PK1795	ALT, (-AC), (-ELECTR PS), MODEL '07⇄, (Facelift)
6PK1836	ALT, (AC), ⇄MODEL '06						
120 i	07/04-09/12	N47 D20 A, N47 D20 C, M47 D20 (204D4)	90-105	1995		6PK1635	ALT, (-AC), MTR-CODE: N46
						6PK1870	ALT, AC, MTR-CODE: N46
						7PK1104	ALT, (AC), MTR-CODE: N43
						6PK1635	ALT, (AC), ⇄MODEL '06
						6PK1635	ALT, (-AC), (Facelift 2007), MTR-CODE: N46
						6PK1870	ALT, (AC), ⇄MODEL '06
						6PK1870	ALT, (AC), (Facelift 2007), MTR-CODE: N46
						6PK1870K1	ALT, (AC), (Facelift 2007), MTR-CODE: N46
						6PK1870K1	ALT, (AC), ⇄MODEL '06
						7PK1104	ALT, (AC), (Facelift 2007), MTR-CODE: N43
AP9005	MTR-CODE: N46*						
AP9008	MTR-CODE: N46*						
123 d	03/08-	N43 B20 A	125	1995		7PK1104	ALT, AC, (-ACT ST)
						7PK1915	ALT, AC, (ACT ST)
						6PK1642	ALT, (-AC)
						6PK1870	ALT, (AC)
						6PK1870K1	ALT, (AC)
						AP9005	
						AP9008	
						6PK1642	ALT, (-AC)
						6PK1870	ALT, (AC)
						6PK1870K1	ALT, (AC)
123 d	11/03-09/12	N46 B20 C, N46 B20 B, N46 B20 CC, N46 B20 BD	110	1995		6PK1642	ALT, (-AC)
						6PK1870	ALT, (AC)
						6PK1870K1	ALT, (AC)
						AP9005	
						AP9008	
						6PK1642	ALT, (-AC)
						6PK1870	ALT, (AC)
						6PK1870K1	ALT, (AC)
						AP9005	
						AP9008	
135 i	03/07-	N47 D20 B, N47 D20 C, N47 D20 D	150	1995		6DPK1697	ALT, (AC), (ELECTR PS)
						6DPK1817	ALT, (AC), (-ELECTR PS)
						6DPK1697	ALT, (AC), (ELECTR PS)
						6DPK1817	ALT, (AC), (-ELECTR PS)
						6DPK1697	ALT, (AC), (ELECTR PS)
						6DPK1817	ALT, (AC), (-ELECTR PS)
						6DPK1697	ALT, (AC), (ELECTR PS)
						6DPK1817	ALT, (AC), (-ELECTR PS)
						6DPK1697	ALT, (AC), (ELECTR PS)
						6DPK1817	ALT, (AC), (-ELECTR PS)
135 i	10/07-	N54 B30 A, N55 B30 A	225	2979		7PK1855	ALT
						7PK1855	ALT
						7PK1855	ALT
						7PK1855	ALT
						7PK1855	ALT
						7PK1855	ALT
						7PK1855	ALT
						7PK1855	ALT
						7PK1855	ALT
						7PK1855	ALT
1 (E82, E88)							
120 d	10/07-	N47 D20 A, N47 D20 C	130	1995		6DPK1697	ALT, (ELECTR PS), (AC)
						6DPK1817	ALT, (-ELECTR PS), (AC)
						6PK1548	ALT, (ELECTR PS), (-AC)
						6PK1800	ALT, (-ELECTR PS), (-AC)
						6PK1800	ALT, (-ELECTR PS), (-AC)
						6PK1800	ALT, (-ELECTR PS), (-AC)
						6PK1800	ALT, (-ELECTR PS), (-AC)
						6PK1800	ALT, (-ELECTR PS), (-AC)
						6PK1800	ALT, (-ELECTR PS), (-AC)
						6PK1800	ALT, (-ELECTR PS), (-AC)
1 (E87)							
120 d	11/03-09/12	N47 D20 A, N47 D20 C, M47 D20 (204D4)	120-130	1995		4PK830 ELAST	PS, ⇄MODEL '06
						6DPK1697	ALT, (AC), (-PS), (Facelift 2007)
						6DPK1817	ALT, (AC), (PS), (Facelift 2007)
						6PK1548	ALT, (-AC), (-PS), (Facelift 2007), ⇄09/2010
						6PK1605	ALT, (-AC), (-PS), (Facelift 2007), 09/2010⇄
						6PK1685	ALT, (-AC), ⇄MODEL '06
						6PK1800	ALT, (-AC), (PS), (Facelift 2007)
						6PK1800	ALT, (-AC), (PS), (Facelift 2007)
						6PK1800	ALT, (-AC), (PS), (Facelift 2007)
						6PK1800	ALT, (-AC), (PS), (Facelift 2007)

					ContiTech	
---	---	---	---	---	-----------	---

BMW						
1 (E87)						
					 6PK1836	ALT, (AC), ⇨MODEL '06
					 VD1120	⇨MODEL '06
					 MS44	FOR ART-NO: VD1 120, ⇨MODEL '06
1 (F20, F21)						
114 d	07/12-	N47 D16 A	70	1598	 6PK1698	ALT
114 i	11/11-	N13 B16 A	75	1598	 6PK986	ALT
116 d	12/10-	N47 D16 A, N47 D20 C	85	1995	 6PK1698	ALT
116 i	12/10-	N13 B16 A	100	1598	 6PK986	ALT
118 d, 118 d xDrive	12/10-	N47 D20 C	105	1995	 6PK1698	ALT
118 i	11/10-	N13 B16 A	125	1598	 6PK986	ALT
120 d, 120 d xDrive	12/10-	N47 D20 C	135-147	1995	 6PK1698	ALT
3 (E21)						
315	03/81-03/84	M10 B16 (164VB)	55	1573	 AVX10X825	PS
					 AVX10X875	ALT, WP, FAN
3 (E30)						
316	09/83-12/90	M10 B18 (184VD)	66	1766	 AVX10X813	PS, 09/1983⇨
					 AVX10X875	ALT, 09/1983⇨
					 AVX10X900	PS, ⇨09/1983
					 AVX10X950	ALT, ⇨09/1983
					 AVX13X800	AC
	09/82-12/87	M10 B18 (184VC)	66	1766	 AVX10X813	PS, 09/1983⇨
					 AVX10X875	ALT, 09/1983⇨
					 AVX10X900	PS, ⇨09/1983
					 AVX10X940	ALT, ⇨06/1983
					 AVX10X950	ALT, 06/1983⇨, ⇨09/1983
					 AVX13X800	AC
316 i	09/87-06/91	M40 B16 (164E1)	73-75	1596	 AVX10X1013	ALT
					 AVX10X800	PS
					 AVX13X840	AC
					 CT589	CA
					 CT589K1	CA
318 i	09/82-08/87	M10 B18 (184EA)	77	1766	 AVX10X813	PS, 09/1983⇨
					 AVX10X875	ALT, 09/1983⇨
					 AVX10X900	PS, ⇨09/1983
					 AVX10X940	ALT, ⇨06/1983
					 AVX10X950	ALT, 06/1983⇨, ⇨09/1983
					 AVX13X800	AC
	09/87-06/94	M40 B18 (184E1)	83-85	1796	 AVX10X1013	ALT
					 AVX10X800	PS
					 AVX13X840	AC
					 CT589	CA
					 CT589K1	CA
318 is	09/89-08/91	M42 B18 (184S1)	100	1796	 AVX10X1025	ALT, WP, FAN
					 AVX10X800	PS
					 AVX13X900	AC
320 i	04/86-10/93	M20 B20 (206KA)	95	1990	 AVX10X825	PS
					 AVX10X965	ALT, WP, FAN
					 AVX13X800	AC
					 CT520	CA
					 CT520K1	CA
	09/82-12/85	M20 B20 (206EB)	92	1990	 AVX10X825	PS
					 AVX10X950	ALT, WP, FAN, ⇨06/1983
					 AVX10X965	ALT, WP, FAN, 06/1983⇨
					 AVX13X800	AC, 06/1983⇨
					 AVX13X825	AC, ⇨06/1983
					 CT520	CA
					 CT520K1	CA
325 i	09/87-10/93	M20 B25 (256E2), M20	125	2494	 AVX10X825	PS
					 AVX10X965	ALT, WP, FAN






























































					ContiTech		
BMW							
3 (E30)							
						AVX13X800	AC
						CT520	CA
						CT520K1	CA
3 (E36)							
316 i	12/98-08/00	M43 B19 (194E1)	77	1895		4PK890	AC
						4PK890K1	AC
						6PK1733	ALT, WP
						6PK1733K2	ALT, WP
	09/90-09/93	M40 B16 (164E1)	73	1596		AVX10X1025	ALT, WP
						AVX10X730	PS
						4PK855	AC
						CT589	CA
						CT589K2	CA
316 i, 316 g	07/93-04/99	M43 B16 (164E2)	75-77	1596		AVX10X1025	ALT, ⇨09/1993
						AVX10X730	PS, ⇨09/1993
						4PK855	AC, ⇨03/1994
						4PK890	AC, 03/1994⇨
						4PK890K1	AC, 03/1994⇨
						6PK1660	ALT, 09/1993⇨, ⇨09/1995
						6PK1733	ALT, 09/1995⇨
						6PK1733K2	ALT, 09/1995⇨
					318 i	10/93-08/00	M43 B18 (184E2)
	4PK890	AC, 03/1994⇨					
	4PK890K1	AC, 03/1994⇨					
	6PK1660	ALT, ⇨09/1995					
	6PK1733	ALT, 09/1995⇨					
	6PK1733K2	ALT, 09/1995⇨					
12/90-10/93	M40 B18 (184E1)	83	1796			AVX10X1025	ALT, ⇨09/1993
						AVX10X730	PS, ⇨09/1993
						4PK855	AC
						6PK1660	ALT, 09/1993⇨
						CT589	CA
						CT589K2	CA
318 is	03/92-10/95	M42 B18 (184S1)	103	1796		AVX10X1025	ALT, ⇨09/1993
						AVX10X730	PS, ⇨09/1993
						4PK855	AC, ⇨03/1994
						4PK890	AC, 03/1994⇨
						4PK890K1	AC, 03/1994⇨
						6PK1660	ALT, 09/1993⇨, ⇨09/1995
						6PK1733	ALT, 09/1995⇨
318 is, 318 ti	07/95-08/00	M44 B19 (194S1)	103	1895		4PK890	AC
						4PK890K1	AC
						6PK1660	ALT, ⇨09/1995
						6PK1733	ALT, 09/1995⇨
						6PK1733K2	ALT, 09/1995⇨
318 tds	01/95-08/00	M41 D17 (174T1)	66	1665		4PK836	AC
						5PK1885	ALT
318 ti	11/94-08/95	M42 B18 (184S1)	103	1796		4PK890	AC
						4PK890K1	AC
						6PK1660	ALT
320 i	12/93-04/99	M50 B20 (206S2), M52 B20 (206S3)	110	1991		5PK890	AC, MTR-CODE: M 50
						5PK906	AC, MTR-CODE: M 52
						6PK1555	ALT
						6PK1555K1	ALT, (HYDR. TENS)
	01/95-10/99	M52 B20 (206S3)	110	1991		5PK906	AC
						6PK1555	ALT
						6PK1555K1	ALT, (HYDR. TENS)
						6PK1555K2	ALT, (MECH-TP)
	09/90-04/99	M50 B20 (206S1), M50 B20 (206S2),	110	1991		5PK890	AC, MTR-CODE: M 50
						5PK906	AC, MTR-CODE: M 52
					6PK1555	ALT, 09/1991⇨	
							








































































ContiTech




BMW

3 (E36)							
		M52 B20 (206S3)			  	6PK1555K1 6PK1555K2 6PK1560	ALT, 09/1991⇌, ⇌09/1994, (HYDR. TENS) ALT, 09/1991⇌, ⇌09/1994, (MECH-TP) ALT, ⇌09/1991
323 i, 323 ti	03/95-08/00	M52 B25 (256S3)	125	2494	   	5PK906 6PK1555 6PK1555K1 6PK1555K2	AC ALT, WP, PS ALT, WP, PS, (HYDR. TENS) ALT, WP, PS, (MECH-TP)
325 i	09/90-04/99	M50 B25 (256S1), M50 B25 (256S2)	141	2494	    	5PK890 6PK1555 6PK1555K1 6PK1555K2 6PK1560	AC ALT ALT, (HYDR. TENS), 09/1991⇌ ALT, 09/1991⇌, (MECH-TP) ALT, WP, PS
325 td, 325 tds	09/91-02/98	M51 D25 (256T1)	85-105	2497- 2503	    	4PK780 5PK1815 5PK1815D1 VD1025 MS22	AC, ⇌12/1995 ALT, WP ALT, WP FOR ART-NO: VD1025
328 i	01/95-04/99	M52 B28 (286S1)	142	2793	   	5PK906 6PK1555 6PK1555K1 6PK1555K2	AC ALT ALT, (HYDR. TENS) ALT, (MECH-TP)
3 (E46)							
316 i	09/98-02/05	M43 B19 (194E1)	77	1895	   	5PK950 6PK1705 6PK1733 6PK1733	AC ALT, HOT COUNTRIES, (AUTOM) ALT, HOT COUNTRIES, (MANL) ALT, NO HOT COUNTRIES
	04/00-02/05	M43 B16 (164E3)	77	1596	 	4PK890 6PK1733	AC ALT
316 i, 316 ti	06/01-02/05	N46 B18 A, N42 B18 A	85	1796	      	6PK1635 6PK1870 6PK1870K1 AP9005 AP9008 AP9021	ALT, (-AC) ALT, (AC) ALT, (AC)
318 Ci	09/01-12/07	N42 B20 A, N46 B20 A	105	1995	      	6PK1635 6PK1870 6PK1870K1 AP9005 AP9008 AP9021	ALT, (-AC) ALT, (AC) ALT, (AC)
	02/05-12/07	N46 B20 A, N46 B20 B	110	1995	   	6PK1870 6PK1870K1 AP9005 AP9008	ALT ALT
	03/05-07/06	N46 B20 A	110	1995	  	6PK1870 6PK1870K1 AP9008	ALT, (AC) ALT, (AC)
318 d	09/01-03/03	M47 D20 (204D1)	85	1951	      	5PK2030 5PK2030D1 5PK836 VD1030 MS11	ALT, WP ALT, WP, AC AC FOR ART-NO: VD1030
318 d, 318 td	03/03-02/05	M47 D20 (204D4)	85	1995	     	4PK917 ELAST 4PK970 6PK2080 6PK2080K1 VD1120 MS44	AC, 10/2004⇌ AC, ⇌09/2004 ALT, WP ALT, WP FOR ART-NO: VD1120
318 i	09/01-02/05	N42 B20 A, N46 B20 A	105	1995	 	6PK1635 6PK1870 6PK1870K1	ALT, (-AC), MTR-CODE: N42 ALT, (AC) ALT, (AC)




















































					ContiTech	
BMW						
3 (E46)						
					 AP9005  AP9008  AP9021	
318 i, 318 Ci	02/98-09/01	M43 B19 (194E1)	87	1895	 5PK950  6PK1705  6PK1733  6PK1733	AC ALT, HOT COUNTRIES, (AUTOM) ALT, NO HOT COUNTRIES ALT, HOT COUNTRIES, (MANL)
318 ti	09/01-02/05	N42 B20 A, N46 B20 A	105	1995	 6PK1635  6PK1870  6PK1870K1  AP9005  AP9008  AP9021	ALT, (AC) ALT, (AC) ALT, (AC)
320 Cd	11/03-07/06	M47 D20 (204D4)	110	1995	 4PK917 ELAST  4PK970  6PK2080  6PK2080K1  VD1120  MS44	AC, 10/2004⇨ AC, ⇨09/2004 ALT, WP ALT, WP
320 d	04/98-09/01	M47 D20 (204D1)	100	1951	 5PK2030  5PK2030D1  5PK836  VD1030  MS11	ALT, WP ALT, WP, AC AC FOR ART-NO: VD1120
320 d, 320 td	09/01-02/05	M47 D20 (204D4)	110	1995	 4PK917 ELAST  4PK970  6PK2080  6PK2080K1  6PK2090  VD1120  MS44	AC, 10/2004⇨ AC, ⇨09/2004 ALT, WP, 10/2002⇨ ALT, WP, 10/2002⇨ ALT, WP, ⇨09/2002 FOR ART-NO: VD1120
320 i, 320 Ci	09/00-12/07	M54 B22 (226S1)	125	2171	 4PK863  5PK865  6PK1538  6PK1538K1  6PK1538K2	AC, 09/2002⇨ AC, ⇨08/2002 ALT ALT, (MECH-TP) ALT, (HYDR. TENS)
	03/98-09/00	M52 B20 (206S4)	110	1991	 5PK865  6PK1538  6PK1538K1  6PK1538K2	AC ALT, PS ALT, PS, (MECH-TP) ALT, PS, (HYDR. TENS)
323 i, 323 Ci	03/98-09/00	M52 B25 (256S4)	125	2494	 5PK865  6PK1538  6PK1538K1  6PK1538K2	AC ALT, PS ALT, PS, (MECH-TP) ALT, PS, (HYDR. TENS)
325 i, 325 Ci, 325 ti	09/00-12/07	M54 B25 (256S5)	141	2494	 4PK863  5PK865  6PK1538  6PK1538K1  6PK1538K2	AC, 09/2002⇨ AC, ⇨09/2002 ALT, WP ALT, WP, (MECH-TP) ALT, WP, (HYDR. TENS)
328 i, 328 Ci	02/98-06/00	M52 B28 (286S2)	142	2793	 5PK865  6PK1538  6PK1538K1  6PK1538K2	AC ALT, PS ALT, PS, (MECH-TP) ALT, PS, (HYDR. TENS)
330 d	10/99-02/05	M57 D30 (306D1)	135	2926	 5PK2060  5PK813  MS24	ALT, ⇨03/2003 AC, ⇨03/2003 FOR ART-NO: VD1027
330 d, 330 Cd	03/03-07/06	M57 D30 (306D2)	150	2993	 4PK860 ELAST  4PK885 6PK2080 6PK2080K1 VD1105	AC, 10/2004⇨ AC, ⇨09/2004 ALT, WP ALT, WP































































ContiTech



BMW










































































3 (E46)								
						MS24	FOR ART-NO: VD1105	
	330 d, 330 xd	10/99-02/05	M57 D30 (306D1)	135	2926		5PK2060	ALT, WP, ⇄03/2003
							5PK813	AC, ⇄03/2003
							MS24	FOR ART-NO: VD1027
330 i, 330 Ci	06/00-12/07	M54 B30 (306S3)	170	2979		4PK863	AC, 09/2002⇄	
						5PK865	AC, ⇄08/2002	
						6PK1538	ALT	
						6PK1538K1	ALT, (MECH-TP)	
						6PK1538K2	ALT, (HYDR. TENS)	
M3	06/00-07/06	S54 B32 (326S4)	252	3246		5PK830	AC	
						6PK1460	ALT, WP	
M3 3.2	04/01-12/07	S54 B32 (326S4)	252	3246		5PK830	AC	
						6PK1460	ALT, WP	
3 (E90, E91, E92, E93)								
316 d	09/09-06/12	N47 D20 C	85	1995		6DPK1697	ALT, AC, (ELECTR PS)	
						6DPK1817	ALT, AC, (-ELECTR PS)	
						6PK1698	ALT, AC, (ELECTR PS), (Facelift/ LCI)	
						6PK1780	ALT, AC, (-ELECTR PS), (Facelift/ LCI)	
316 i	02/06-12/11	N45 B16 A	85	1596		6PK1870	ALT	
						6PK1870K1	ALT	
						AP9005		
						AP9008		
318 d	09/07-12/11	N43 B16 A	90	1599		7PK1104	ALT	
	09/05-06/12	M47 D20 (204D4)	90	1995		4PK830 ELAST	PS	
						6PK1836	ALT, WP, AC	
						AP9021		
						AP9035	ALT, (Valeo), FOR ALT: 150A, ALT-No: TG15C073, TG15C093	
						VD1120		
						MS44	FOR ART-NO: VD1120	
						6DPK1697	ALT, AC, (ELECTR PS)	
						6DPK1817	ALT, AC, (-ELECTR PS)	
						6PK1698	ALT, AC, (ELECTR PS), MTR-CODE: N47N, (Facelift/ LCI)	
						6PK1780	ALT, AC, (-ELECTR PS), MTR-CODE: N47N, (Facelift/ LCI)	
					07/07-06/12	N47 D20 C	100	1995
					6PK1780	ALT, AC, (-ELECTR PS), MTR-CODE: N47N, (Facelift/ LCI)		
318 i	09/05-06/12	N46 B20 B	95	1995		6PK1870	ALT, (AC)	
						6PK1870K1	ALT, (AC)	
						AP9005		
						AP9008		
	09/07-06/12	N43 B20 A	105	1995		6PK1870	ALT, MTR-CODE: N46	
					7PK1104	ALT, MTR-CODE: N43		
320 d	09/05-06/12	N47 D20 C, M47 D20 (204D4)	120	1995		4PK830 ELAST	MTR-CODE: M47, PS	
						6DPK1697	MTR-CODE: N47, ALT, AC, (ELECTR PS)	
						6DPK1817	MTR-CODE: N47, ALT, AC, (-ELECTR PS)	
						6PK1698	ALT, AC, (ELECTR PS), MTR-CODE: N47N, (Facelift/ LCI)	
						6PK1780	ALT, AC, (-ELECTR PS), MTR-CODE: N47N, (Facelift/ LCI)	
						6PK1836	MTR-CODE: M47, ALT, WP, AC	
						AP9035	ALT, (Valeo), FOR ALT: 150A, ALT-No: TG15C073, TG15C093, MTR-CODE: M47*	
						VD1120		
	MS44	FOR ART-NO: VD1120						
03/07-	N47 D20 A	130	1995		6DPK1697	ALT, AC, (ELECTR PS)		
					6DPK1817	ALT, AC, (-ELECTR PS)		

































































					ContiTech	
BMW						
3 (E90, E91, E92, E93)						
					 6PK1698	ALT, AC, (ELECTR PS), MTR-CODE: N47N, (Facelift/LCI)
					 6PK1780	ALT, AC, (-ELECTR PS), MTR-CODE: N47N, (Facelift/LCI)
320 d, 320 d xDrive	03/07-	N47 D20 A, N47 D20 C	130-135	1995	 6DPK1697  6DPK1817  6PK1698  6PK1780	ALT, AC, (ELECTR PS) ALT, AC, (-ELECTR PS) ALT, AC, (ELECTR PS), MTR-CODE: N47N, (Facelift/LCI) ALT, AC, (-ELECTR PS), MTR-CODE: N47N, (Facelift/LCI)
320 i	01/05-06/07	N46 B20 A, N46 B20 C, N46 B20 B	110	1995	 6PK1870  6PK1870K1  AP9005  AP9008	ALT ALT
	09/05-06/12	N46 B20 A, N46 B20 C	110	1995	 6PK1870  6PK1870K1  AP9005  AP9008	ALT, (AC) ALT, (AC)
	03/07-	N43 B20 A	125	1995	 7PK1104  7PK1915	ALT, AC, (-ACT ST) ALT, AC, (ACT ST)
	03/07-08/07	N46N B20 B, N46 B20	110	1995	 6PK1870  AP9008	ALT
325 d	09/06-06/12	M57 D30 (306D3)	145	2993	 4PK811 ELAST  6PK1836  VD1105  MS24	PS ALT, WP FOR ART-NO: VD1105
325 i	01/05-	N52 B25 A	160	2497	 6PK1990  AP9005  AP9021	ALT, PS, AC
	03/07-	N53 B30 A	160	2996	 6PK1830  6PK1990  AP9005	ALT, PS, AC, (-ACT ST) ALT, PS, AC, (ACT ST)
330 d	09/06-	M57 D30 (306D3)	170	2993	 4PK811 ELAST  6PK1836  VD1105	PS ALT, WP, AC
	01/09-06/12	N57 D30 A	180	2993	 4PK811 ELAST  6DPK1697  6DPK1817  6PK1836  VD1105	MTR-CODE: M57 N2, PS MTR-CODE: N57, ALT, (AC), (ELECTR PS) MTR-CODE: N57, ALT, (AC), (-ELECTR PS) MTR-CODE: M57 N2, ALT MTR-CODE: M57 N2
330 d, 330 xd	09/05-06/12	M57 D30 (306D3)	170	2993	 4PK811 ELAST  6PK1836  VD1105  MS24	PS ALT, WP, AC FOR ART-NO: VD1105, ⇨08/2008
330 i	01/05-08/07	N52 B30 A	190	2996	 6PK1990  AP9005  AP9021	ALT, PS, AC
	03/07-	N52 B30 A, N53 B30 A	200	2996	 6PK1990  AP9005	ALT, PS, AC
335 i	09/06-	N54 B30 A, N54 B30 B, N55 B30 A	225	2979	 7PK1855	ALT
M	03/07-	S65 B40 A	309	3999	 6DPK1100  6PK1065  6PK1460	AC, 05/2008⇨ AC, ⇨04/2008 ALT, WP
M3	03/07-	S65 B40 A	309	3999	 6DPK1100  6PK1065  6PK1460	AC, 05/2008⇨ AC, ⇨04/2008 ALT, WP
3 (F30, F31, F32, F34, F35, F80, F82)						
316 d	02/12-	N47 D20 C	85	1995	 6PK1698	ALT
316 i	10/12-	N13 B16 A	100	1598	 6PK986	ALT































































					ContiTech	
---	---	---	---	---	-----------	---
































































BMW





























































3 (F30, F31, F32, F34, F35, F80, F82)							
↩	318 d, 318 d xDrive	02/12-	N47 D20 C	100-105	1995	∞ 6PK1698	ALT
	320 d, 320 d xDrive	10/11-	N47 D20 C, B47 D20 A	120-147	1995	∞ 6PK1698	ALT
	320 i	02/12-	N20 B20 A, N20 B20 B	135	1997	∞ 6PK1005	ALT
	325 d	03/13-	N47 D20 D	160	1995	∞ 6PK1698	ALT
	328 i	10/11-	N20 B20 A, N26 B20 A	180	1997	∞ 6PK1005	ALT
	330 d, 330 d xDrive	01/12-	N57 D30 A	190	2993	∞ 6PK1698	ALT
	335 d xDrive	07/13-	N57 D30 B	230	2993	∞ 6PK1698	ALT
	430 d	11/13-	N57 D30 A	190	2993	∞ 6PK1698	ALT
	435 d xDrive	11/13-	N57 D30 B	230	2993	∞ 6PK1698	ALT
5 (E28)							
520 i	06/81-12/87	M20 B20 (206EA)	92	1990	∞ AVX10X825	PS	
					∞ AVX10X950	ALT, WP, FAN, ⇨05/1983	
					∞ AVX10X965	ALT, WP, FAN, 05/1983⇨	
					∞ AVX13X800	AC, 06/1983⇨	
					∞ AVX13X825	AC, ⇨06/1983	
					⚡ CT520	CA	
⚡ CT520K1	CA						
5 (E34)							
518 i	08/89-09/95	M43 B18 (184E2)	85	1796	∞ AVX10X1013	ALT	
					∞ AVX10X800	PS	
					∞ AVX13X850	AC	
		M40 B18 (184E1)	83	1796	∞ AVX10X1025	ALT	
					∞ AVX10X800	PS	
					∞ AVX13X855	AC, ⇨09/1991	
					∞ 4PK855	AC, 10/1991⇨	
					⚡ CT589	CA	
					⚡ CT589K1	CA, ⇨09/1991	
					⚡ CT589K2	CA, 10/1991⇨	
520 i	01/88-08/91	M20 B20 (206KA)	95	1990	∞ AVX10X825	PS	
					∞ AVX10X983	ALT, WP, FAN	
					∞ AVX13X800	AC	
					∞ AVX13X825	AC	
					⚡ CT520	CA	
					⚡ CT520K1	CA	
520 i 24V	09/89-09/95	M50 B20 (206S1), M50 B20 (206S2)	110	1991	∞ 5PK890	AC, ⇨01/1992	
					∞ 5PK906	AC, 01/1992⇨	
					∞ 6PK1548	ALT, 09/1990⇨, ⇨09/1991	
					∞ 6PK1555	ALT, 09/1991⇨, ⇨01/1994	
					⊞ 6PK1555K1	ALT, 09/1991⇨, ⇨01/1994, (HYDR. TENS)	
					⊞ 6PK1555K2	ALT, 09/1991⇨, ⇨01/1994, (MECH-TP)	
					∞ 6PK1560	ALT, ⇨09/1990, FOR ALT: 80A, FOR ALT: 90A	
					∞ 6PK1570	ALT, ⇨09/1990, FOR ALT: 115A, FOR ALT: 140A	
525 i 24V	09/89-09/95	M50 B25 (256S2)	141	2494	∞ 5PK890	AC, ⇨01/1992	
					∞ 5PK906	AC, 01/1992⇨	
					∞ 6PK1555	ALT, 09/1991⇨	
					⊞ 6PK1555K1	ALT, 09/1991⇨, (HYDR. TENS)	
					⊞ 6PK1555K2	ALT, 09/1991⇨, (MECH-TP)	
					∞ 6PK1560	ALT, WP, PS, ⇨09/1991	
525 tds	09/91-09/95	M51 D25 (256T1)	105	2503	∞ 4PK780	AC	
					∞ 5PK1815	ALT, WP	
					⊞ 5PK1815D1	ALT, WP	
					⚙ VD1025		
					🔑 MS22	FOR ART-NO: VD1025	
5 (E39)							
520 d	02/00-06/03	M47 D20 (204D1)	100	1951	∞ 5PK2030	ALT, WP	
					⊞ 5PK2030D1	ALT, WP, AC	
					∞ 5PK836	AC	

					ContiTech	
BMW						
5 (E39)						
520 i	04/99-06/03	M52 B20 (206S3)	100	1991		VD1030
						MS11
					FOR ART-NO: VD1030	
						5PK865
	09/00-05/04	M54 B22 (226S1)	125	2171		6PK1538
						6PK1538K1
						6PK1538K2
					ALT, (MECH-TP)	
	01/96-09/00	M52 B20 (206S3)	110	1991		4PK863
						5PK865
						6PK1538
						6PK1538K1
523 i	11/95-09/00	M52 B25 (256S3)	125	2494		6PK1538K2
					ALT, (HYDR. TENS)	
						5PK865
						5PK906
						6PK1538
						6PK1538K1
						6PK1538K2
					ALT, WP, 09/1998⇄, (MECH-TP)	
						6PK1555
						6PK1555K1
						6PK1555K2
					ALT, WP, FAN, PS, ⇄09/1998	
525 d						6PK1555K1
						6PK1555K2
					ALT, WP, FAN, PS, ⇄09/1998, (HYDR. TENS)	
					ALT, WP, FAN, PS, ⇄09/1998, (MECH-TP)	
	02/00-05/04	M57 D25 (256D1)	120	2497		5PK865
						5PK906
						6PK1538
						6PK1538K1
						6PK1538K2
						6PK1555
						6PK1555K1
						6PK1555K2
525 i	09/00-05/04	M54 B25 (256S5)	141	2494		5PK2060
						5PK813
						MS24
					FOR ART-NO: VD1027	
						4PK863
						5PK865
						6PK1538
						6PK1538K1
						6PK1538K2
						6PK1555
						6PK1555K1
						6PK1555K2
525 tds	01/96-05/04	M51 D25 (256T1)	105	2503		5PK2060
						5PK813
						MS22
					FOR ART-NO: VD1025	
						4PK780
						5PK1815
						5PK1815D1
						5PK1850
						VD1025
						MS22
					FOR ART-NO: VD1025	
						5PK865
528 i	11/95-09/00	M52 B28 (286S1), M52 B28 (286S2)	142	2793		5PK906
						6PK1538
						6PK1538K1
						6PK1538K2
						6PK1555
						6PK1555K1
						6PK1555K2
					ALT, ⇄09/1998, (HYDR. TENS)	
						5PK2060
						5PK813
						MS24
					FOR ART-NO: VD1027	
530 d	08/98-05/04	M57 D30 (306D1)	135-142	2926		4PK863
						5PK865
						6PK1538
						6PK1538K1
						6PK1538K2
					ALT, (HYDR. TENS)	
						5PK1005
						7PK1629
						7PK1635
					ALT, ⇄09/1998	
					ALT, 10/1998⇄	

					ContiTech		
BMW							
5 (E60, E61) ↔ 520 d	07/05-	N47 D20 A, N47 D20 C, M47 D20 (204D4)	110-120	1995	 4PK860 ELAST  6DPK1817  6PK2080  6PK2080K1  VD1120  VD1120  MS44	AC, MTR-CODE: M47 ALT, (AC), MTR-CODE: N47, ALT, MTR-CODE: N47 ALT, MTR-CODE: M47 ALT, MTR-CODE: M47 (E61) (E61 Facelift), MTR-CODE: M47N FOR ART-NO: VD1120	
	09/07-	N47 D20 A, N47 D20 C	130	1995	 4PK860 ELAST  6DPK1817  6PK2080  VD1120  VD1120  MS44	AC, MTR-CODE: M47 ALT, MTR-CODE: N47 ALT, MTR-CODE: M47 (E60 Facelift), MTR-CODE: M47N (E60) FOR ART-NO: VD1120	
520 i	07/03-03/10	M54 B22 (226S1)	125	2171	 4PK845  6PK1538	AC ALT	
523 i	07/05-03/10	N52 B25 A, N53 B25 A	130-140	2497	 6PK1990  AP9005  AP9021	ALT, PS, AC	
525 d	06/04-	M57 D25 (256D2)	130	2497	 4PK850 ELAST  4PK863  4PK867 ELAST  6PK2080  6PK2160  VD1105  MS24	AC, OE-NO 6455 7793608 AC, ↔09/2004, OE-NO 1128 7512762 AC, 09/2004↔, OE-NO 6455 7809801 ALT, (-LC) ALT, (LC) FOR ART-NO: VD1105	
	12/04-	M57N 256 D4, M57 D30 (306D3)	120-145	2497-2993	 4PK850 ELAST  4PK867 ELAST  6PK2080  6PK2160  VD1105  MS24	AC, OE-NO 6455 7793608 AC, OE-NO 6455 7809801 ALT, (-LC) ALT, (LC) FOR ART-NO: VD1105	
	12/04-03/10	M57 D25 (256D1), M57 D30 (306D3)	120-145	2497-2993	 4PK850 ELAST  4PK867 ELAST  6PK2080  6PK2160  VD1105  MS24	AC, OE-NO 6455 7793608 AC, 09/2004↔, OE-NO 6455 7809801 ALT, (-LC) ALT, (LC) FOR ART-NO: VD1105	
525 i	09/03-03/10	M54 B25 (256S5)	141	2494	 4PK845  6PK1538  6PK1560	AC ALT, (-LC) ALT, (LC)	
	07/05-03/10	N52 B25 A	160	2497	 6PK1990  AP9005  AP9021	ALT, PS, AC	
530 d	07/03-03/10	M57 D30 (306D2)	160	2993	 4PK850 ELAST  4PK850 ELAST  4PK863  4PK867 ELAST  6PK2080  6PK2160  VD1105  MS24	AC, OE-NO 6455 7793608, (E60 M57N), 09/2004↔ AC, OE-NO 6455 7793608, (E60 LCI 530d), (E60 M57N2) AC, OE-NO 11287512762, (E60 M57N), ↔09/2004 AC, OE-NO 6455 7809801, (E60 LCI 530d), (E60 M57N2) ALT, (-LC) ALT, (LC) FOR ART-NO: VD1105, 04/2007↔	
	07/03-	M57 D30 (306D3)	170-173	2993	 4PK850 ELAST  4PK867 ELAST  6PK2080  6PK2080K1  6PK2160  VD1105  MS24	AC, OE-NO 6455 7793608 AC, OE-NO 6455 7809801 ALT, (-LC) ALT, (-LC) ALT, (LC) FOR ART-NO: VD1105	

					ContiTech		
BMW							
5 (E60, E61)							
 530 i	07/03-03/10	M54 B30 (306S3)	170	2979	 4PK845	AC	
					 6PK1538	ALT	
530 xd	07/05-03/10	M57 D30 (306D3)	170	2993	 4PK850 ELAST	AC, OE-NO 6455 7793608	
					 4PK867 ELAST	AC, OE-NO 6455 7809801	
					 6PK2080	ALT	
					 6PK2080K1	ALT	
					 VD1105		
					 MS24	FOR ART-NO: VD1105	
535 d	09/04-	M57 D30 (306D4)	200	2993	 4PK850 ELAST	AC, OE-NO 6455 7793608	
					 4PK860 ELAST	AC, OE-NO 6455 7792851	
					 6PK2080	ALT, (LC)	
					 6PK2160	ALT, (LC)	
					 VD1105		
					 MS24	FOR ART-NO: VD1105	
5 (F07)							
530 d	10/09-	N57 D30 A	180	2993	 6PK1698	ALT, (ELECTR PS), 10/2010→, →06/2012	
					 6PK2145	ALT, (-ELECTR PS), 10/2009→, →06/2012	
5 (F07, F10, F11, F18)							
518 d	01/13-	N47 D20 C	105	1995	 6PK1698	ALT	
520 d, 520 d xDrive	03/10-	N47 D20 C	135	1995	 6PK1698	ALT	
523 i	12/09-	N53 B30 A	150	2996	 8PK1786	ALT	
525 d	02/10-	N57 D30 A	150	2993	 7DPK1697	ALT	
					 7DPK1884	ALT, (DYNAMIC DRIVE)	
525 d, 525 d xDrive	09/11-	N47 D20 D	160	1995	 6PK1698	ALT	
535 d	02/12-	N57 D30 B	230	2993	 6PK1698	ALT	
550 i, 550 i xDrive	05/12-	N63 B44 B	330	4395	 7PK1647	ALT	
M 550 d xDrive	01/12-	N57 D30 C	280	2993	 6PK2145	ALT	
5 (F10, F18)							
530 d	09/11-	N57 D30 A	190	2993	 6PK1698	ALT, (LC)	
	12/09-	N57 D30 A	180	2993	 7DPK1697	ALT	
					 7DPK1884	ALT, (DYNAMIC DRIVE)	
530 d xDrive	09/11-	N57 D30 A	190	2993	 6PK2145	ALT, (AC), (PS)	
5 (F11)							
530 d	09/11-	N57 D30 A	190	2993	 6PK1698	ALT, (LC)	
	09/10-	N57 D30 A	180	2993	 7DPK1697	ALT	
					 7DPK1884	ALT, (DYNAMIC DRIVE)	
530 d xDrive	09/11-	N57 D30 A	190	2993	 6PK2145	ALT	
5 Touring (E34)							
520 i	11/91-01/97	M50 B20 (206S1), M50 B20 (206S2)	110	1991	 5PK890	AC, →01/1992	
					 5PK906	AC, 01/1992→	
					 6PK1555	ALT, WP, PS	
					 6PK1555K1	ALT, WP, PS, (HYDR. TENS)	
					 6PK1555K2	ALT, WP, PS, (MECH-TP)	
6 (E63)							
630 i	09/04-	N52 B30 A	190	2996	 6PK1990	ALT, PS, AC	
					 AP9005		
					 AP9021		
645 Ci	01/04-	N62 B44 A	245	4398	 4PK844 ELAST	AC	
					 6PK1548	ALT	
7 (E38)							
728 i,iL	08/95-11/01	M52 B28 (286S1), M52 B28 (286S2)	142	2793	 5PK865	AC, 04/1998→	
					 5PK890	AC, →02/1996	
					 5PK900	AC, 02/1996→, →03/1998	
					 6PK1538	ALT, 09/1998→	
					 6PK1538K1	ALT, 09/1998→, (MECH-TP)	
					 6PK1538K2	ALT, 09/1998→, (HYDR. TENS)	
					 6PK1555	ALT, →09/1998	
					 6PK1555K1	ALT, →09/1998, (HYDR. TENS)	
					 6PK1555K2	ALT, →09/1998, (MECH-TP)	
735 i,iL	01/96-11/01	M62 B35 (358S1)	173	3498	 5PK1005	AC	
					 7PK1629	ALT, 08/1997→, →09/1998	
					 7PK1635	ALT, 09/1998→	

					ContiTech		
BMW							
7 (E38)							
 740 iL	01/96-11/01	M62 B44 (448S1), M62 B44 (448S2)	210	4398	 5PK1005	AC	
					 7PK1629	ALT, 08/1997⇨, ⇨09/1998	
					 7PK1635	ALT, 09/1998⇨	
7 (E65, E66, E67)							
730 d	10/02-	M57 D30 (306D2)	160	2993	 4PK850 ELAST	MTR-CODE: M57N2, AC	
					 4PK863	AC, MTR-CODE: M57N, 10/2003⇨	
					 4PK885	AC, MTR-CODE: M57N, ⇨09/2003	
					 6PK2080	ALT, MTR-CODE: M57N2	
					 6PK2080	ALT, MTR-CODE: M57N, (-LC)	
					 6PK2080K1	ALT, MTR-CODE: M57N2	
					 6PK2080K1	ALT, MTR-CODE: M57N, (-LC)	
					 6PK2160	ALT, MTR-CODE: M57N, (LC)	
					 6PK2160	ALT, MTR-CODE: M57N2, (ADAPTIVE DRIVE)	
					 VD1105		
					 MS24	FOR ART-NO: VD1105, (E65)	
					730 Ld	07/05-	M57 D30 (306D3)
 6PK2080	ALT, (-LC)						
 6PK2080K1	ALT, (-LC)						
 6PK2160	ALT, (LC)						
 VD1105							
 MS24	FOR ART-NO: VD1105, (E66)						
745 iLi	11/01-	N62 B44 A	245	4398	 4PK844 ELAST	AC, 10/2003⇨	
					 4PK860	AC, ⇨09/2003	
					 6PK1548	ALT, WP, 10/2003⇨	
					 6PK1555	ALT, WP, ⇨09/2003	
7 (F01, F02, F03, F04)							
730 d	10/08-	N57 D30 A	180	2993	 7DPK1884	ALT, (AC)	
	07/12-	N57 D30 A	190	2993	 6PK1698	ALT	
740 d	07/12-	N57 D30 B	230	2993	 6PK1698	ALT	
750 i, 750 i xDrive	10/12-	N63 B44 B	330	4395	 7PK1647	ALT	
X1 (E84)							
sDrive 16 d, sDrive 20 d	04/12-	N47 D20 C	85-135	1995	 6PK1698	ALT	
sDrive 18 d	10/09-	N47 D20 C	105	1995	 6DPK1817		
sDrive 18 i	01/10-	N46 B20 B	110	1995	 6PK1870	ALT, (AC)	
					 6PK1870K1	ALT, (AC)	
					 AP9005		
					 AP9008		
sDrive 20 d	10/09-	N47 D20 C	130	1995	 6DPK1817	ALT	
xDrive 18 d, xDrive 20 d, xDrive 23 d	10/09-	N47 D20 C, N47S D20 D	105- 150	1995	 6DPK1817	ALT	
xDrive 20 d	07/12-	N47 D20 C	135	1995	 6PK1698	ALT	
xDrive 20 i	09/11-	N20 B20 A	135	1997	 6PK1005	ALT	
X3 (E83)							
2.0 d	10/04-	M47 D20 (204D4)	110	1995	 4PK917 ELAST	AC	
					 6PK2080	ALT, WP	
					 6PK2080K1	ALT, WP	
					 VD1120		
					 MS44	FOR ART-NO: VD1120	
	09/07-	N47 D20 A, N47 D20 C	130	1995	 6DPK1817	ALT	
2.0 i	07/05-	N46 B20 B	110	1995	 6PK1870	ALT	
					 6PK1870K1	ALT	
					 AP9005		
2.5 i	01/04-	M54 B25 (256S5)	141	2494	 4PK863	AC	
					 6PK1538	ALT, WP	
3.0 d	01/04-	M57 D30 (306D2)	150	2993	 4PK860 ELAST	AC, MTR-CODE: M57N2	
					 6PK2065	ALT, MTR-CODE: M57N2	
					 VD1105		
					 MS24	FOR ART-NO: VD1105	
		M57 D30 (306D3)	160	2993	 4PK860 ELAST	AC, MTR-CODE: M57N2	
					 4PK867 ELAST	AC, (LCI (2006))	
					 6PK2065	ALT, MTR-CODE: M57N2	
							














					ContiTech	
BMW						
X3 (E83)						
					 VD1105  MS24	FOR ART-NO: VD1105
3.0 i xDrive	01/04-	M54 B30 (306S3)	170	2979	 4PK863  6PK1538	AC ALT, WP
3.0 sd	09/06-	M57 D30 (306D5)	210	2993	 4PK860 ELAST  4PK867 ELAST  6PK2065  VD1105  MS24	AC, OE-NO 6455 7792851 AC, OE-NO 6455 7809801 ALT FOR ART-NO: VD1105
xDrive 18 d, xDrive 20 d	09/08-	N47 D20 C	105-130	1995	 6DPK1817	ALT
xDrive 30 d	09/08-	M57 D30 (306D3)	160	2993	 4PK860 ELAST  6PK2065  VD1105	AC ALT
X3 (F25)						
xDrive 20 d, xDrive 30 d, xDrive 35 d	09/10-	N47 D20 C, N57 D30 A, N57 D30 B	120-230	1995	 6PK1698	ALT
xDrive 20 i	09/11-	N20 B20 A	135	1997	 6PK1005	ALT
X5 (E53)						
3.0 d	05/01-12/03	M57 D30 (306D1)	135	2925	 5PK2020  5PK2060  5PK813  MS24	ALT, WP, (AUTOM) ALT, WP, (MANL) AC FOR ART-NO: VD1027
	12/03-12/06	M57 D30 (306D2)	160	2993	 4PK860 ELAST  4PK885  6PK2080  6PK2080K1  VD1105  MS24	AC, 10/2004⇒ AC, ⇒09/2004 ALT ALT FOR ART-NO: VD1105
3.0 i	05/00-12/06	M54 B30 (306S3)	170	2979	 4PK863  5PK865  6PK1538  6PK1538K2	AC, 10/2002⇒ AC, ⇒09/2002 ALT ALT, (HYDR. TENS)
4.4 i	05/00-12/03	M62 B44 (448S2)	210	4398	 5PK1025  7PK1635	AC ALT, WP
	12/03-09/06	N62 B44, N62 B44 A	235	4398	 4PK860  6PK1548	AC
X5 (E70)						
3.0 d, 3.0 sd	02/07-02/09	M57 D30 (306D3)	173-210	2993	 4PK867 ELAST  6PK1893  VD1105  MS24	AC ALT FOR ART-NO: VD1105
xDrive 30 d	09/10-06/13	N57 D30 A	180	2993	 7DPK1884	ALT, (AC), (PS), (Facelift)
xDrive 30 d, xDrive 35 d	09/08-06/13	N57 D30 A, M57 D30 (306D5)	173-210	2993	 4PK867 ELAST  6PK1893  VD1105	AC ALT
xDrive 40 d	09/10-06/13	N57 D30 B	225	2993	 7DPK1884	ALT
X5 (F15, F85)						
M 50 d	07/13-	N57 D30 C	280	2993	 6PK1698	ALT
sDrive 25 d	11/13-	N47 D20 D	160	1995	 6PK1698	ALT
xDrive 25 d, xDrive 30 d	07/13-	N47 D20 D, N57 D30 A	160-190	1995-2993	 6PK1698	ALT
X6 (E71, E72)						
xDrive 30 d	09/08-	N57 D30 A	173-180	2993	 4PK867 ELAST  6PK1893  VD1105	AC ALT
xDrive 35 d	09/08-	M57 D30 (306D5)	210	2993	 4PK867 ELAST  6PK1893  VD1105  MS24	AC ALT FOR ART-NO: VD1105
xDrive 35 i	09/08-	N54 B30 A, N55	225	2979	 8DPK1827	ALT, ⇒01/2011

































































					ContiTech	
---	---	---	---	---	-----------	---
































































BMW
































































X6 (E71, E72)						
		B30 A			8DPK1833	ALT, 01/2011⇨
Z3 (E36)						
1.8	10/95-10/98	M43 B18 (184E2)	85	1796	4PK890	AC
					4PK890K1	AC
					6PK1733	ALT, PS
					6PK1733K2	ALT, PS
1.9	07/98-01/03	M43 B19 (194E1)	87	1895	4PK890	AC
					4PK890K1	AC
					6PK1733	ALT
					6PK1733K2	ALT
	10/95-03/99	M44 B19 (194S1)	103	1895	4PK890	AC
					4PK890K1	AC
					6PK1733	ALT, PS
					6PK1733K2	ALT, PS
2.0	04/99-01/03	M52 B20 (206S4)	110	1991	5PK906	AC
					6PK1538	ALT, PS
					6PK1538K1	ALT, PS
2.2	08/00-01/03	M54 B22 (226S1)	125	2171	5PK865	AC
					6PK1538	ALT
					6PK1538K1	ALT
2.8	04/97-06/00	M52 B28 (286S1)	141	2793	5PK906	AC
					6PK1538	ALT, WP, 09/1998⇨
					6PK1555	ALT, WP, ⇨09/1998
Z4 (E85)						
2.0 i	04/05-	N46 B20 A, N46 B20 B	110	1995	6PK1635	ALT, (AC)
					6PK1870	ALT, (AC)
					6PK1870K1	ALT, (AC)
					AP9005	
					AP9008	
					AP9021	
2.2 i	10/03-	M54 B22 (226S1)	125	2171	4PK863	AC
					6PK1453	ALT, WP
2.5 i	02/03-	M54 B25 (256S5)	141	2494	4PK863	AC
					6PK1453	ALT, WP
3.0 i	02/03-	M54 B30 (306S3)	170	2979	4PK863	AC
					6PK1453	ALT, WP
Z4 (E89)						
sDrive 20 i	09/11-	N20 B20 A	135	1997	6PK1005	ALT
sDrive 23 i	05/09-	N52 B25 A	150	2497	6PK1830	ALT
Z4 Coupe (E86)						
3.0 si	03/06-	N52 B30 A	195	2996	6PK1830	ALT, PS, AC
					AP9005	







BMW MOTORCYCLES						
R 1200						
R 1200 GS Adventure	01/13-		81	1170	 4PK592 ELAST	ALT, OE-NO 12317690571, MODEL '08⇄



















CHEVROLET						
AVEO (T250, T255)						
1.2	03/06-12/07	F12S3, LY4	53	1150	 4PK665	ALT
					 4PK836	PS, (AC)
					 4PK950	AC
					 CT1008	CA
					 CT1008K2	CA
					 4PK841	ALT
1.2, 1.2 LPG	04/08-	B12D1, LMU	62	1206	 4PK962	AC, (PS)
					 4PK830	PS, (AC)
					 4PK841	ALT
					 4PK962	PS, (AC)
1.4	03/06-12/07	F14D3, L14	69	1399	 6PK1873	ALT, (PS), (AC)
					 6PK884	ALT, (-PS), (-AC)
					 CT887	CA


































					ContiTech		
CHEVROLET							
AVEO (T250, T255)							
						CT887K1	CA
						CT887WP2	CA
	04/08-	F14D4, A 14 XER, LDT	74	1399		4PK643 ELAST	PS
						5PK1450	ALT, (-AC)
						5PK1570	ALT, (AC)
						CT1077	CA
						CT1077K1	CA
1.5	05/05-	F15S3, LX6	62	1498		CT1077WP1	CA
						6PK1873	ALT, (PS)
						6PK884	ALT, (-AC), (-PS)
						CT874	CA
						CT874K1	CA
AVEO (T300)							
1.2	03/11-	A 12 XEL	51	1229		6PK1210	ALT, (-AC), (ELECTR PS)
						6PK1380	ALT, (AC), (ELECTR PS), (PARTIC. FILTR)
						6PK1400	ALT, (AC), (ELECTR PS), (- PARTICL FILTER)
						6PK1698	ALT, (-AC), (-ELECTR PS)
						6PK1795	ALT, (AC), (-ELECTR PS)
		A 12 XER	63	1229		6PK1210	ALT, (-AC), (ELECTR PS)
						6PK1698	ALT, (-AC), (PS)
						6PK1795	ALT, (AC), (PS), (- PARTICL FILTER)
1.3 D	07/11-	LDV	55	1248		6PK1217	ALT, (PS)
		LSF	70	1248		6PK1217	ALT, (ELECTR PS)
1.4	03/11-	A 14 XER	74	1398		6PK1210	ALT, (-AC), (ELECTR PS)
						6PK1698	ALT, (-AC), (PS)
						6PK1795	ALT, (AC), (- PARTICL FILTER), (PS)
1.6	03/11-	F16D4	85	1598		4PK643 ELAST	PS
						6PK1453	ALT, (-AC)
						6PK1555	ALT, (AC)
						CT1077	CA
						CT1077K1	CA
						CT1077WP1	CA
BERETTA Coupe (1_37)							
3.1 LT	10/92-09/93	LHO	103	3135		6PK1560	ALT, (-AC)
						6PK1795	ALT, (AC), FOR ALT: 105A
						6PK1805	ALT, (AC), FOR ALT: 100A
CAPTIVA (C100, C140)							
2.0 D, 2.0 D 4WD	10/06-	Z 20 S	93-110	1991		6PK2065	ALT
						CT1121	CA
						CT1121K1	CA
						AP9060	
2.4, 2.4 4WD	06/06-	Z 24 SED	100	2405		6PK1893	ALT, (AC)
						CT924	CA
						CT924K1	CA
						CT924WP1	CA
3.2 4WD	06/06-	10 HM	169	3195		6PK2404	ALT
CRUZE (J300, J305, J308)							
1.4	06/12-	LUJ	103	1362		5PK1397	ALT
1.6	05/09-	F16D4, LDE	83-91	1598		4PK643 ELAST	PS
						6PK1453	ALT, (-AC)
						6PK1555	ALT, (AC)
						CT1077	CA
						CT1077K1	CA
						CT1077WP1	CA
		F16D3, LXV, LXT	80	1598		CT887	CA
						CT887K1	CA
						CT887WP2	CA
1.7 D, 1.7 TD	01/12-	LUD	96	1686		6PK1244	ALT, (-AC)
						6PK1720	ALT, (AC)
1.8	05/09-	2H0, F18D4	104	1796		4PK643 ELAST	PS
						6PK1453	ALT, (-AC)
						6PK1555	ALT, (AC)

					ContiTech		
CHEVROLET							
CRUZE (J300, J305, J308)							
					 CT1077	CA	
					 CT1077K1	CA	
					 CT1077WP1	CA	
	2.0 CDI	05/09-	Z 20 S1, Z 20 DMH	110	1991	 6PK2094  CT1121  CT1121K1	ALT, (AC), ASIA CA CA
EPICA (KL1_)							
2.0	06/06-	X 20 D1	105	1993	 6PK1836  CT870  CT870K1	ALT CA CA	
	2.0 D	01/07-	Z 20 S	110	1991	 6PK2094  CT1121  CT1121K1  AP9060	ALT, (AC), ASIA CA CA
	2.5	06/06-	LF4	115	2492	 6PK1836	ALT
EVANDA							
2.0	03/05-	X 20 SED	96	1998	 6PK1725  6PK1893  CT870  CT870K1	ALT, (-AC) ALT, (AC) CA CA	
KALOS							
1.2	03/05-	B12S1	53	1150	 4PK665  4PK665  4PK950  CT1008  CT1008K2	ALT, (-PS) AC ALT, (PS) CA CA	
	1.4	03/05-	F14S3	61	1399	 6PK1873  6PK884  CT874  CT874K1  CT874WP5	ALT, (AC) ALT, (-AC) CA CA CA
	1.4 16V	03/05-	F14D3	69	1399	 6PK1873  CT887  CT887K1  CT887WP2	ALT CA CA CA
KALOS Saloon							
1.4 16V	03/05-	F14D3	69	1399	 6PK1873  CT887  CT887K1  CT887WP2	ALT CA CA CA	
LACETTI (J200)							
1.4 16V	03/05-	F14D3	70	1399	 6PK1873  CT887  CT887K1  CT887WP2	ALT CA CA CA	
	1.6	03/05-	F16D3	80	1598	 6PK1873  CT887  CT887K1  CT887WP2	CA CA CA CA
	2.0 D	01/07-	Z 20 DM	89	1991	 6PK2094  CT1121  CT1121K1  AP9060	ALT, (AC), ASIA CA CA
LACETTI Estate (J200)							
1.6	03/05-	F16D3	80	1598	 6PK1873  CT887  CT887K1  CT887WP2	ALT CA CA CA	
LANOS Saloon							
1.5	11/05-	A15SMS	63	1498	 AVX13X850  5PK875  5PK970	AC ALT, (-PS) ALT, (PS)	
							

					ContiTech		
CHEVROLET							
LANOS Saloon							
					 CT874	CA	
					 CT874K1	CA	
MATIZ (M200, M250)							
0.8	03/05-	F8CV	38	796	 3PK670	ALT, (-PS), (-AC), MTR-CODE: F8CV	
					 4PK665	ALT, (PS), (-AC), MTR-CODE: F8CV	
					 4PK735	ALT, (-PS), (AC), MTR-CODE: F8CV	
					 4PK910	ALT, (PS), (AC), MTR-CODE: F8CV	
					 CT910	CA	
					 CT910K1	CA	
0.8 LPG	03/05-	F8CV	38	796	 3PK670	ALT	
					 4PK735	AC, (-PS)	
					 4PK790	PS, (-AC)	
					 4PK910	PS, (AC)	
					 CT910	CA	
					 CT910K1	CA	
1.0	03/05-	B10S	47	995	 4PK665	ALT	
					 4PK950	PS	
					 CT1008	CA	
					 CT1008K2	CA	
1.0, 1.0 LPG	03/05-	B10S1	49	995	 4PK665	ALT	
					 4PK665	AC, (-PS)	
					 4PK715	PS, (-AC)	
					 4PK954	PS, (AC)	
					 CT1008	CA	
					 CT1008K2	CA	
NIVA							
1.7 4x4	09/02-		59	1690	 5PK1885	ALT	
NUBIRA Estate							
1.6	03/05-	F16D3	80	1598	 6PK1873	ALT	
					 CT887	CA	
					 CT887K1	CA	
					 CT887WP2	CA	
1.8	03/05-	F18D3, T18SED	89-90	1796-1799	 6PK1873	ALT, MTR-CODE: F18D3	
					 6PK1893	ALT, MTR-CODE: T18SED	
					 CT870	CA, MTR-CODE: T18SED	
					 CT870K1	CA, MTR-CODE: T18SED	
					 CT975	CA, MTR-CODE: F18D3	
					 CT975K3	CA, MTR-CODE: F18D3	
2.0 D	01/07-	Z 20 S, Z 20 DM	89	1991	 6PK2094	ALT, (AC), ASIA	
					 CT1121	CA	
					 CT1121K1	CA	
					 AP9060		
ORLANDO (J309)							
1.4	06/12-	LUJ	103	1362	 5PK1397	ALT	
1.8	02/11-	2H0, F18D4	104	1796	 4PK643 ELAST	PS	
					 6PK1453	ALT, (AC)	
					 6PK1555	ALT, (AC)	
					 CT1077	CA	
					 CT1077K1	CA	
					 CT1077WP1	CA	
REZZO							
1.6	03/05-	A16DMS	77-79	1598	 6PK1873	ALT	
					 CT887	CA	
					 CT887K1	CA	
					 CT887WP2	CA	
2.0	03/05-	T20SED	89	1998	 6PK1725	ALT, (AC)	
					 6PK1893	ALT, (AC)	
					 CT870	CA	
					 CT870K1	CA	
SPARK							
0.8	05/05-	F8CV	37	796	 3PK670	ALT	
					 4PK665	PS, (-AC)	

					ContiTech	
---	---	---	---	---	-----------	---








































CHEVROLET						
SPARK						
					 4PK735	AC, (PS)
					 4PK910	PS, (AC)
					 CT910	CA
					 CT910K1	CA
SPARK (M300)						
1.0	03/10-	B10D1	50	995	 6PK1873	ALT
1.0 LPG	03/10-	B10D1	48-50	995	 4PK841	ALT, (AC)
					 4PK962	AC, (PS)
1.2	03/10-	B12D1, LMU	60	1206	 4PK830	PS, (AC)
					 4PK841	ALT
					 4PK962	AC, (PS)
TRAX						
1.4 AWD	12/12-	LUJ	103	1364	 6PK1380	ALT
1.6	12/12-	F16D4, LDE	85	1598	 6PK1453	ALT, (AC)
1.7 TD AWD	12/12-	LUD	96	1686	 6PK1244	ALT, (AC)
					 6PK1685	ALT, (AC)
					 CT1178	CA
1.8	03/13-	2H0, F18D4	103	1796	 4PK643 ELAST	PS
					 6PK1453	ALT, (AC)

CHRYSLER						
300 C (LX), 300 C Touring (LX)						
3.0 CRD	09/05-11/12	EXL	160	2987	 7PK2035	ALT, (AC)
					 AP9075	
300 M (LR)						
2.7 V6 24V	08/00-09/04	EER	150	2736	 6PK1060	AC
					 6PK1570	ALT
GRAND VOYAGER V (RT)						
2.8 CRD	10/07-	ENS	120	2768-2777	 6PK1740	ALT
NEON (PL)						
2.0 16V	05/94-08/99	420H	98	1996	 AVX10X1050	PS
					 AVX10X1215	PS, AC
					 4PK850	ALT
					 CT1108	CA, CAMSHFT: DOHC
					 CT1111	CA, CAMSHFT: SOHC/OHC
NEON II						
2.0 16V	08/99-12/06	420H, ECB	98	1996	 4PK1125	PS, (AC)
					 4PK1310	PS, AC
					 4PK850	ALT
					 CT1108	CA, CAMSHFT: DOHC
					 CT1111	CA, CAMSHFT: SOHC/OHC, MTR-CODE: ECB
PT CRUISER (PT_)						
1.6	11/01-12/10	EJD	85	1598	 6PK1440	ALT, (AC)
					 6PK884	ALT, (AC)
2.0	06/00-12/10	ECC	104	1996	 4PK1125	PS, (AC)
					 4PK1310	PS, AC
					 4PK850	ALT
					 CT1108	CA, CAMSHFT: DOHC
					 CT1111	CA, CAMSHFT: SOHC/OHC
2.2 CRD	03/02-12/10	EDJ	89	2148	 6PK1600	ALT
					 AP9010	
2.4	06/00-12/10	EDZ	110	2429	 4PK1290	PS, (AC), 07/2002⇄, MODEL '03⇄
					 4PK1310	PS, (AC), ⇄06/2002, ⇄MODEL '02
					 4PK1390	PS, (AC), 07/2002⇄, MODEL '03⇄
					 4PK875	ALT
					 CT1144	CA
SEBRING (JS)						
2.0 CRD	07/07-12/10	ECD	103	1968	 6PK1733	ALT
					 CT1051	CA
					 CT1051K1	CA
					 CT1051WP1	CA




















					ContiTech	
---	---	---	---	---	------------------	---

CHRYSLER

STRATUS (JA) ↔ 2.0 16V	12/95-04/01	ECB	98	1996		4PK895	PS
						6PK1345	ALT
						CT1108	CA, CAMSHFT: DOHC, ↔09/2000
						CT1111	CA, CAMSHFT: SOHC/OHC
VOYAGER II (ES) 2.5 i	01/91-09/95	K00	72	2501		AVX10X1090	PS
						AVX10X1200	AIRP
						AVX10X1200	AC
						AVX10X838	PS, (AC)
						4PK975	ALT, 01/1989↔
						CT773	CA, 01/1989↔
VOYAGER III (GS) 2.0 i	01/95-03/01	C00	98	1995		4PK895	PS
						6PK1413	ALT, AC
						CT1108	CA, CAMSHFT: DOHC
						CT1111	CA, CAMSHFT: SOHC/OHC
	01/95-03/01	B00	111	2429		4PK905	PS
						6PK1045	ALT
						6PK1420	ALT, AC
						CT1144	CA
	01/95-03/01	425 CLIRS/X, ENC	85	2499		3PK960	WP, 01/1996↔, ↔12/1998
						5PK1200	ALT, ↔12/1995
						5PK790	PS, ↔12/1995
						6PK2050	ALT, 01/1999↔
	01/95-03/01	R00	116	3301		7PK1400	ALT, PS, AC, 01/1996↔, ↔12/1998
						6PK2460	ALT, (AC)
	01/95-03/01	R00	116	3301		6PK2510	ALT, (AC)
						6PK2510	ALT, (AC)
VOYAGER IV (RG, RS) 2.4	02/00-12/08	EDZ	108	2429		4PK900	PS, MODEL '04↔
						4PK905	PS, ↔MODEL '03
						6PK1250	ALT
						CT1144	CA
	02/00-12/08	ENC	105	2499		4PK906 ELAST	PS
						6PK1420	ALT, AC
						CT1123	CA
						CT1123K1	CA
	06/04-12/08	ENR	110	2776		4PK906 ELAST	PS, MTR-CODE: ENR
						6PK1420	ALT
						CT1123	CA
						CT1123K1	CA
	02/00-12/08	EGA	128	3301		6PK2460	ALT, PS, AC

CITROËN

2 CV 6	02/70-07/90	A06/635, A06/664	20-21	602		AVX10X750	ALT
						AVX10X750	ALT
AX (ZA-) 10	09/86-06/92	C1A	32	954		AVX10X710	ALT
						4PK1028	ALT, AC, ↔04/1991, ↔ORG-NO 05283
						5PK1020	ALT, AC, 05/1991↔, ORG-NO 05284↔
						CT718	CA
	07/86-12/98	CDY (TU9M)	33	954		CT718K1	CA
						AVX10X710	ALT
						4PK1028	ALT, AC, ↔04/1991, ↔ORG-NO 05283
						5PK1020	ALT, AC, 05/1991↔, ORG-NO 05284↔
						CT718	CA
						CT718K1	CA
						CT718WP1	CA
	02/87-12/98	CDZ (TU9M)	37	954		AVX10X710	ALT
						5PK1020	ALT, AC
						CT718	CA
						CT718K1	CA



					ContiTech	
---	---	---	---	---	-----------	---

























































CITROËN

AX (ZA-)												
11	09/86-12/97	H1B, H1A, HDZ (TU1M)	40-44	1124		CT718WP1	CA					
						AVX10X710	ALT					
						4PK1028	ALT, AC, ⇨04/1991, ⇨ORG-NO 05283					
						5PK1020	ALT, AC, 05/1991⇨, ORG-NO 05284⇨					
						CT718	CA					
14	01/88-12/92	K2A, K2B	62	1360		CT718K1	CA					
						CT718WP1	CA					
						AVX10X710	ALT, (-AC)					
						4PK1020	ALT, (AC), ⇨ORG-NO 05283					
						5PK1020	ALT, (AC), ORG-NO 05284⇨					
14 D	04/87-04/97	KDZ (TU3M/Z), KDY (TU3FM), KDX (TU3M/Z), KDY (TU3M)	55	1360		CT607	CA					
						CT607K1	CA					
						AVX10X710	ALT					
						4PK1028	ALT, AC					
						5PK1020	ALT, AC					
						CT607	CA					
						CT607K1	CA, MTR-CODE: TU3M					
						CT607WP1	CA, MTR-CODE: TU3M, ⇨01/1993					
						CT744	CA, MTR-CODE: TU3F					
						CT744K1	CA, MTR-CODE: TU3FM					
14 D	09/88-12/97	K9A (TUD3), K9Y (TUD3Y)	37-38	1360		CT744WP1	CA, MTR-CODE: TU3FM					
						AVX10X700	ALT, OE-NO 5750.F5					
						5PK690	ALT, OE-NO 5750.TX					
						CT710	CA					
						CT710K1	CA					
15 D	08/94-12/97	VJZ (TUD5)	43	1527		5PK775	ALT					
						5PK962	ALT, PS					
						CT906	CA					
						CT906K1	CA					
						CT906WP1	CA					
						VD1085	⇨ORG-NO 07665, ONLY WITH 0320.P5					
						VD1085	ORG-NO 07666⇨					
						MS15	FOR ART-NO: VD1085					
					BERLINGO (B9)							
					1.6	04/08-	NFR (TU5JP4B)	66	1587		6PK1205	ALT, (-AC)
	6PK1698	ALT, (AC)										
	CT1065	CA										
	CT1065K3	CA										
	CT1065WP2	CA										
		NFU (TU5JP4)	80	1587		6PK1205	ALT, (-AC)					
						6PK1698	ALT, (AC)					
						CT1065	CA					
						CT1065K3	CA					
						CT1065WP2	CA					
1.6 HDi 110	04/08-	9HZ (DV6TED4)	80	1560		VD1100	MTR-CODE: TU5JP4, (M59)					
						6PK800	ALT, (-AC)					
						6PK976	ALT, (AC)					
						6PK976K1	ALT, (AC)					
						CT1092	CA					
						CT1092K1	CA					
						CT1092WP1	CA					
						AP9013						
						AP9019						
						AP9023						
						AP9040						
						AP9042						
						VD1096						
						MS08	FOR ART-NO: VD1096					
					07/10-	9HR (DV6C), 9HL (DV6C)	82	1560		6PK800	ALT, (-AC), (-START-STOP)	
	6PK976	ALT, (AC), (-START-STOP)										
	6PK976K1	ALT, (AC), (-START-STOP)										





































































					ContiTech	
---	---	---	---	---	-----------	---




















































CITROËN




































































BERLINGO (MF, M_)

					 5PK860	PS, (-AC), 08/2001⇨, ⇨10/2002, ORG-NO 09024⇨
					 5PK884	PS, (-AC), ⇨07/2001, ⇨ORG-NO 09023
					 6PK1453	ALT, PS, (-AC), 11/2002⇨
					 6PK1453K1	ALT, PS, (-AC), 11/2002⇨
					 6PK1560	ALT, PS, AC, 11/2002⇨, ⇨10/2005, ⇨ORG-NO 10562
					 6PK1560K1	ALT, PS, AC, 11/2002⇨, ⇨10/2005, ⇨ORG-NO 10562
					 6PK1564	ALT, (AC), 10/2005⇨, ORG-NO 10563⇨
					 6PK1564K1	ALT, (AC), 10/2005⇨, ORG-NO 10563⇨
					 CT1066	CA, MTR-CODE: TU1JP, MTR-NO 3762435⇨
					 CT1066K1	CA, MTR-NO 3 762 435⇨
					 CT1066WP1	CA, MTR-NO 3 762 435⇨
					 CT718	CA, MTR-CODE: TU1M
					 CT718	TU1JP, ⇨MTR-NO 3762434
					 CT718K1	TU1JP, ⇨MTR-NO 3 762 434
					 CT718K1	CA, MTR-CODE: TU1M
1.4 i	07/96-	KFX (TU3JP), KFW (TU3JP)	55	1360	 CT718WP1	MTR-CODE: TU1M, ⇨ORG-NO 08700
					 CT718WP1	CA, MTR-CODE: TU1JP, ⇨MTR-NO 3762433 (M59), MTR-CODE: TU1JP
					 VD1100	
					 AVX10X710	ALT, (-PS), (-AC)
					 4PK855	ALT, (-PS), (AC)
					 4PK855	ALT, (PS), (-AC)
					 5PK725	ALT, (-PS), (-AC)
					 5PK860	PS, (-AC), ORG-NO 09024⇨, 08/2001⇨
					 5PK880	PS, (-AC), ⇨ORG-NO 09023, ⇨07/2001
					 6PK1453	ALT, (-AC), MTR-CODE: TU3JP, ORG-NO 09457FL⇨, 09457FV⇨, 11773UZ⇨, 1211077⇨
					 6PK1453K1	ALT, (-AC), MTR-CODE: TU3JP, ORG-NO 09457FL⇨, 09457FV⇨, 11773UZ⇨, 1211077⇨
					 6PK1560	ALT, (AC), ⇨ORG-NO 10562, MTR-CODE: TU3JP, ⇨10/2005, (⇨2003)
					 6PK1560K1	ALT, (AC), ⇨ORG-NO 10562, MTR-CODE: TU3JP, ⇨10/2005, (⇨2003)
					 6PK1564	ALT, (AC), ORG-NO 10563⇨, MTR-CODE: TU3JP
1.6 16V	10/00-	NFU (TU5JP4)	80	1587	 6PK1564K1	ALT, (AC), ORG-NO 10563⇨, MTR-CODE: TU3JP
					 CT1067	CA, MTR-NO 3666766⇨
					 CT1067K1	CA, MTR-NO 3666766⇨
					 CT1067WP1	CA, MTR-NO 3666766⇨
					 CT607	CA, ⇨MTR-NO 3666765
					 CT607K1	CA, ⇨MTR-NO 3666765
					 CT607WP1	CA, ⇨MTR-NO 3666765
					 VD1100	(M59), MTR-CODE: TU3JP
					 4PK800	ALT, (PS), ⇨10/2002
					 4PK855	ALT, (PS), ⇨10/2002
					 5PK1219	PS, AC, 10/2001⇨, ⇨10/2002
					 5PK1255	PS, AC, ⇨09/2001
					 5PK805	AC, (-PS), ⇨10/2002
					 5PK860	PS, (-AC), 08/2001⇨, ⇨10/2002
					 5PK884	PS, (-AC), ⇨07/2001
					 6PK1453	ALT, PS, (-AC), 11/2002⇨
					 6PK1453K1	ALT, PS, (-AC), 11/2002⇨
					 6PK1560	ALT, (AC), 11/2002⇨, ⇨ORG-NO 10562, ⇨10/2005
					 6PK1560K1	ALT, (AC), 11/2002⇨, ⇨ORG-NO 10562, ⇨10/2005
					 6PK1564	ALT, (AC), 11/2002⇨, ORG-NO 10563⇨
					 6PK1564K1	ALT, (AC), 11/2002⇨, ORG-NO 10563⇨
					 CT1065	CA
					 CT1065K1	CA, ⇨MTR-NO 1806404
					 CT1065K3	CA, MTR-NO 1806405⇨
					 CT1065WP1	CA, ⇨MTR-NO 1806404
					 CT1065WP2	CA, MTR-NO 1806405⇨



					ContiTech	
CITROËN						
BERLINGO (MF, M_)						
 1.6 HDI 75	07/05-	DV6B, 9HW (DV6BTED4)	55	1560	 VD1100	(M59), MTR-CODE: TU5JP4
					 6PK1345	ALT, (-AC), ⇄ORG-NO 10570
					 6PK1345K1	ALT, (-AC), ⇄ORG-NO 10570
					 6PK1352	ALT, (-AC), ORG-NO 10571⇄
					 6PK1705	ALT, (AC), ⇄ORG-NO 10570
					 6PK1705K2	ALT, (AC), ⇄ORG-NO 10570
					 6PK1710	ALT, (AC), ORG-NO 10571⇄
					 6PK1710K1	ALT, (AC), ORG-NO 10571⇄
					 CT1092	CA, MTR-CODE: DV6B
					 CT1092K1	CA, MTR-CODE: DV6B
					 CT1092WP1	CA, MTR-CODE: DV6B
					 CT1162	CA, MTR-CODE: DV6ETED4, DV6ETED M
					 CT1162K1	CA, MTR-CODE: DV6ETED4, DV6ETED M
					 CT1162WP1	CA
					 AP9013	
1.6 HDI 90	07/05-	9HX (DV6ATED4)	66	1560	 AP9019	
					 AP9023	
					 AP9040	
					 AP9042	
					 MS08	FOR ART-NO: VD1096
					 6PK1345	ALT, (-AC), ⇄ORG-NO 10570
					 6PK1345K1	ALT, (-AC), ⇄ORG-NO 10570
					 6PK1352	ALT, (-AC), ORG-NO 10571⇄
					 6PK1705	ALT, AC, ⇄ORG-NO 10570
					 6PK1705K2	ALT, (AC), ⇄ORG-NO 10570
					 6PK1710	ALT, AC, ORG-NO 10571⇄
					 6PK1710K1	ALT, (AC), ORG-NO 10571⇄
					 CT1092	CA
					 CT1092K1	CA
					 CT1092WP1	CA
1.8 i	05/97-	LFX (XU7JB)	66	1761	 AP9013	
					 AP9019	
					 AP9023	
					 AP9040	
					 AP9042	
					 MS08	FOR ART-NO: VD1096, VD1094
					 6PK1080	ALT, PS, (-AC)
					 6PK1080K2	ALT, PS, (-AC)
					 6PK1660	ALT, PS, AC
					 6PK1660K4	ALT, PS, AC, FOR ALT: 90A
					 CT754	CA
					 CT754K1	CA
					 CT754WP1	CA
1.9 D	07/96-	DJY (XUD9A)	51	1905	 AVX10X650	VACP
					 6PK1110	ALT, PS
					 6PK1165	ALT, AC
					 6PK1740	ALT, PS, AC
					 6PK1740K2	ALT, PS, AC
					 6PK730	ALT
					 CT1061	CA
					 CT1061K2	CA
					 CT1061WP1	CA
					 VD1086	
					 MS01	FOR ART-NO: VD1086
					 AVX10X650	VACP
					 6PK1110	ALT, PS, (-AC)
					 6PK1165	ALT, AC, (-PS)
					 6PK1740	ALT, PS, AC
					 6PK1740K2	ALT, PS, AC
					 6PK730	ALT, (-PS), (-AC)
					 CT1061	CA



























































					ContiTech		
CITROËN							
BERLINGO (MF, M_) 							
					 CT1061K2	CA	
					 CT1061WP1	CA	
					 VD1086		
					 MS01	FOR ART-NO: VD1086	
1.9 D, 1.9 D 70	07/98-	WJZ (DW8), WJY (DW8B)	51	1868	 6PK1045	(M49), MTR-CODE: DW8, DW8B, ALT, (-PS), (AC)	
					 6PK1045K3	(M49), MTR-CODE: DW8, DW8B, ALT, (-PS), (AC)	
					 6PK1390	(M49), MTR-CODE: DW8, ALT, (PS), (-AC), ⇨ORG-NO 08399	
					 6PK1390K1	ALT, (PS), (-AC), ⇨ORG-NO 08399, MTR-CODE: DW8, (M49)	
					 6PK1440	(M49), MTR-CODE: DW8, ALT, (PS), (-AC), 11/1999⇨, ORG-NO 08400⇨	
					 6PK1440	(M49), (M59), MTR-CODE: DW8B, ALT, (PS), (-AC)	
					 6PK1440K1	(M49), (M59), MTR-CODE: DW8B, ALT, (PS), (-AC)	
					 6PK1440K1	(M49), MTR-CODE: DW8, ALT, (PS), (-AC), 11/1999⇨, ORG-NO 08400⇨	
					 6PK1680	(M59), MTR-CODE: DW8B, ALT, (PS), (AC)	
					 6PK1698	(M49), MTR-CODE: DW8B, ALT, (PS), (AC), ORG-NO 11893⇨	
					 6PK1698	(M49), MTR-CODE: DW8, ALT, (PS), (AC), ORG-NO 09377⇨	
					 6PK1750	(M49), MTR-CODE: DW8, ALT, (PS), (AC), ⇨ORG-NO 09376	
					 6PK1750	(M49), MTR-CODE: DW8B, ALT, (PS), (AC), ⇨ORG-NO 11892	
					 6PK1750D2	(M49), MTR-CODE: DW8B, ALT, (PS), (AC), ORG-NO 09154⇨, ⇨ORG-NO 11892	
					 6PK1750K3	(M49), MTR-CODE: DW8, ALT, (PS), (AC), ⇨ORG-NO 09376	
					 6PK1750K3	(M49), MTR-CODE: DW8B, ALT, (PS), (AC), ⇨ORG-NO 11892	
					 6PK869	(M49), MTR-CODE: DW8, DW8B, ALT, (-PS), (-AC)	
					 CT986	CA	
					 CT986K2	CA	
					 CT986WP2	CA, MTR-CODE: DW8	
					 AP9013		
					 AP9019		
					 AP9023		
					 AP9042		
					 VD1080	(AC), ORG-NO 09377⇨, ⇨ORG-NO 10897, MTR-CODE: DW8	
					 VD1080	(AC), ORG-NO 09154⇨, ⇨ORG-NO 11892, MTR-CODE: DW8B	
					 VD1080	(AC), (M59), ⇨ORG-NO 10177	
					 VD1095	(AC), (M59), ORG-NO 10178⇨, MTR-CODE: DW8B	
					 VD1095	(AC), ORG-NO 11893⇨, MTR-CODE: DW8B	
					 VD1095	(AC), ORG-NO 10898⇨, MTR-CODE: DW8	
					 VD1097	(AC), ORG-NO 09154⇨, ⇨ORG-NO 09376, MTR-CODE: DW8	
					 VD1097	(-AC), ORG-NO 09154⇨, ⇨ORG-NO 09858, MTR-CODE: DW8	
					 VD1097	(-AC), ORG-NO 09154⇨, ⇨ORG-NO 11892, MTR-CODE: DW8B	
					 VD1097	(-AC), (M59), ⇨ORG-NO 09904, MTR-CODE: DW8B	
					 VD1097	⇨ORG-NO 09153, MTR-CODE: DW8, DW8B	
					 MS01	FOR ART-NO: VD1095, MTR-CODE: DW8B	
					 MS02	MTR-CODE: DW8, FOR ART-NO: VD1080, ORG-NO 08148⇨	
					 MS12	FOR ART-NO: VD1095, MTR-CODE: DW8	
					 MS12	FOR ART-NO: VD1097, ⇨ORG-NO 08147, MTR-CODE: DW8	
							

					ContiTech	
CITROËN						
BERLINGO (MF, M_)						
					 MS14	FOR ART-NO: VD1097, ORG-NO 08148⇒, MTR-CODE: DW8
	2.0 HDi 90	12/99-	RHY (DW10TD)	66	1997	
					 6PK1468	(M49), ALT, (-AC)
					 6PK1468	(M59), ALT, (-AC)
					 6PK1468D1	(M49), ALT, (-AC)
					 6PK1468D1	(M59), ALT, (-AC), ⇒ORG-NO 10179
					 6PK1468K1	ALT, (-AC), (M49, M59)
					 6PK1740	(M59), MODEL '03⇒, ALT, (AC)
					 6PK1740D1	(M59), MODEL '03⇒, ALT, (AC), ⇒ORG-NO 10179
					 6PK1740K1	(M59), MODEL '03⇒, ALT, (AC)
					 6PK1750	(M49), ⇒MODEL '02, ALT, (AC)
					 6PK1750D2	(M49), ⇒MODEL '02, ALT, (AC)
					 6PK1750K1	(M49), ⇒MODEL '02, ALT, (AC)
					 CT987	CA
					 CT987K1	CA, ⇒ORG-NO 08735
					 CT987K2	CA, ORG-NO 08736⇒
					 CT987WP1	CA, ⇒ORG-NO 08735
					 CT987WP2	CA, ORG-NO 08736⇒
					 AP9019	
					 AP9023	
					 AP9042	
					 VD1080	
					 MS01	FOR ART-NO: VD1080
BERLINGO Box (B9)						
1.6	04/08-	NFR (TU5JP4B)	66	1587	 6PK1205	ALT, (-AC)
					 6PK1698	ALT, (AC)
					 CT1065	CA
					 CT1065K3	CA
					 CT1065WP2	CA
1.6 HDi 110	04/08-	9HZ (DV6TED4)	80	1560	 6PK800	ALT, (-AC)
					 6PK976	ALT, (AC)
					 6PK976K1	ALT, (AC)
					 CT1092	CA
					 CT1092K1	CA
					 CT1092WP1	CA
					 AP9013	
					 AP9019	
					 AP9023	
					 AP9040	
					 AP9042	
					 MS08	
1.6 HDi 115	07/10-	9HL (DV6C)	84	1560	 6PK800	ALT, (-AC), (-START-STOP)
					 6PK976	ALT, (AC), (-START-STOP)
					 6PK976K1	ALT, (AC), (-START-STOP)
					 CT1162	CA
					 CT1162K1	CA
					 CT1162WP1	CA
					 VD1096	
					 MS08	FOR ART-NO: VD1096
1.6 HDi 75	04/08-	9HT (DV6BUTED4)	55	1560	 6PK1360	ALT, (-AC)
					 6PK1710	ALT, (AC)
					 6PK1710K1	ALT, (AC)
					 CT1092	CA
					 CT1092K1	CA
					 CT1092WP1	CA
					 AP9013	
					 AP9019	
					 AP9023	
					 AP9040	
					 AP9042	
					 VD1096	
						


































































					ContiTech	
---	---	---	---	---	-----------	---




































































CITROËN

































































BERLINGO Box (B9)





































































					 MS08						
1.6 HDi 90	07/10-	9HP (DV6DTED)	68	1560	 6PK1020 EXTRA	ALT, (START-STOP)					
					 6PK1020 EXTRA K1	ALT, (AC), (START-STOP)					
					 6PK800	ALT, (AC), (-START-STOP)					
					 6PK976	ALT, (AC), (-START-STOP)					
					 6PK976K1	ALT, (AC), (-START-STOP)					
					 CT1162	CA					
					 CT1162K1	CA					
					 CT1162WP1	CA					
					 AP9019						
					 VD1096						
					 MS08	FOR ART-NO: VD1096					
1.6 HDi 90 16V	04/08-	9HX (DV6ATED4), 9HS (DV6TED4BU)	66	1560	 6PK1352	ALT, (-AC), ORG-NO 10571⇄, MTR-CODE: DV6ATED4					
					 6PK1705	ALT, (AC), ⇄ORG-NO 10570, MTR-CODE: DV6ATED4					
					 6PK1710	ALT, (AC), ⇄ORG-NO 10571, MTR-CODE: DV6ATED4					
					 6PK1710K1	ALT, (AC)					
					 6PK800	ALT, (-AC), MTR-CODE: DV6TED4BU					
					 6PK976	ALT, (AC), MTR-CODE: DV6TED4BU					
					 CT1092	CA					
					 CT1092K1	CA					
					 CT1092WP1	CA					
					 AP9013						
					 AP9019						
					 AP9023						
					 AP9040						
					 AP9042						
					 VD1094	⇄ORG-NO 10562					
					 VD1096	ORG-NO 10563⇄					
						 MS08	FOR ART-NO: VD1094, VD1096				
					BX (XB-) 19 D	09/83-09/93	162 (XUD9), DJZ (XUD9Y), D9A (XUD9)	47	1905	 AVX10X625	HYDP
										 AVX10X650	VACP
										 4PK1230	ALT, AC, ORG-NO 4071⇄, ⇄ORG-NO 4356
 4PK698	ALT, (MANL)										
 5PK1230	ALT, AC, ORG-NO 4357⇄										
 5PK710	ALT, (AUTOM)										
 5PK975	ALT, AC, ⇄ORG-NO 3857										
 CT1061	CA										
 CT1061K1	CA										
 CT1061WP2	CA										
C15 (VD-) 1.1	11/88-07/96	H1A	40	1124						 AVX10X650	PS
										 AVX10X715	ALT, ORG-NO 4196⇄
										 CT718	CA, ORG-NO 04222⇄
					 CT718K1	CA, ORG-NO 04222⇄					
					 CT718WP1	CA, ORG-NO 04222⇄					
1.8 D	07/86-12/00	161A (XUD7)	44	1769	 AVX10X650	VACP					
					 4PK698	ALT					
					 CT1061	CA					
					 CT1061K1	CA, ⇄12/1993, ⇄ORG-NO 6264					
					 CT1061K2	CA, 01/1994⇄, ORG-NO 6265⇄					
					 CT1061WP2	CA, ORG-NO 03584⇄					
C15 Estate 1.1	08/88-07/96	HDZ (TU1M)	44	1124	 AVX10X650	PS					
					 AVX10X715	ALT					
					 CT718	CA					
					 CT718K1	CA					
					 CT718WP1	CA					
1.8 D	04/87-08/00	161A (XUD7)	44	1769	 AVX10X650	PS					
					 4PK698	ALT					
					 CT1061	CA					































































































































					ContiTech		
CITROËN							
C15 Estate							
					 CT1061K1	CA, ⇨12/1993	
					 CT1061K2	CA, 01/1994⇨	
					 CT1061WP2	⇨12/1993	
C25 Bus (280_, 290_) 2.5 D							
10/85-02/94	CRD93L (U25-661)	54	2500	 AVX10X600	VACP		
				 AVX10X625	HYDP		
				 AVX10X666	HYDP, (AUTOM)		
				 AVX10X700	ALT		
				 AVX10X800	PS		
				 AVX10X825	WP, 2X		
				 AVX10X838	AC		
				 CT662	INJP		
				 CT662K1	INJP		
				 CT700	CA		
				 CT700K1	CA		
C1 (PM_, PN_) 1.0							
06/05-	1KR-FE	50	998	 6PK1210	ALT, (AC)		
				 6PK850	ALT, (AC)		
1.4 HDi	06/05-	8HT (DV4TD)	40	1398	 6PK800	ALT, (AC)	
				 6PK800K1	ALT, (AC)		
				 6PK962	ALT, (AC)		
				 CT1063	CA, OE-NO 0816E7		
				 CT1063K1	CA		
				 CT1063WP2	CA		
				 VD1094			
				 MS08	FOR ART-NO: VD1094		
C1 II 1.2 VTi 82							
04/14-	HMT (EB2D)	60	1199	 6PK1060	ALT, (AC)		
				 6PK848 ELAST	ALT, (AC)		
				 AP9019			
C2 (JM_) 1.1							
09/03-	HFX (TU1JP)	44	1124	 6PK1050	ALT, (AC), ORG-NO 09885⇨		
				 6PK1050K3	ALT, (AC), ORG-NO 09885⇨		
				 6PK1125	ALT, (AC), ⇨ORG-NO 09884		
				 6PK1125K1	ALT, (AC), ⇨ORG-NO 09884, ⇨12/2003		
				 6PK730	ALT, (AC)		
				 CT1066	CA, MTR-CODE: TU1JP, TU1A		
				 CT1066K1	CA, MTR-CODE: TU1JP, TU1A		
				 CT1066WP1	CA, MTR-CODE: TU1JP, TU1A		
				 VD1100	(MANL)		
1.4	09/03-	KFV (TU3JP)	54-55	1360	 6PK1050	ALT, (AC), ORG-NO 09885⇨	
					 6PK1050K3	ALT, (AC), ORG-NO 09885⇨	
					 6PK1125	ALT, (AC), ⇨ORG-NO 09884	
					 6PK1125K1	ALT, (AC), ⇨ORG-NO 09884	
					 6PK730	ALT, (AC)	
					 CT1067	CA	
					 CT1067K1	CA	
					 CT1067WP1	CA	
					 VD1100		
1.4 16V	06/06-	KFU (ET3J4)	65	1360	 6PK1033	ALT	
					 CT1101	CA, MTR-CODE: ET3J4	
					 CT1101K1	CA, MTR-CODE: ET3J4	
					 CT1101WP1	CA, MTR-CODE: ET3J4	
1.4 HDi	09/03-	8HX (DV4TD), 8HZ (DV4TD)	50	1398	 6PK1090 ELAST	ALT, (AC), ORG-NO 10539⇨, ⇨ORG-NO 11073	
					 6PK780 ELAST	ALT, (AC), ORG-NO 10539⇨, ⇨ORG-NO 11073	
					 6PK800	ALT, (AC), ⇨ORG-NO 10426, ORG-NO 11074⇨	
					 6PK800K1	ALT, (AC), ⇨ORG-NO 10426	
					 6PK976	ALT, (AC), ORG-NO 11074⇨	
					 6PK976K1	ALT, (AC), ORG-NO 11074⇨	
					 CT1063	CA	
					 CT1063K1	CA	
					 CT1063WP2	CA	
							





























































					ContiTech	
CITROËN						
C2 (JM.)						
					 AP9013	
					 AP9019	
					 AP9023	
					 AP9042	
					 VD1094	⇒ORG-NO 10415
					 VD1096	ORG-NO 10416⇒
					 MS08	FOR ART-NO: VD1094, VD1096
1.6	09/03-	NFU (TU5JP4)	80	1587	 6PK1050	ALT, (AC), ORG-NO 09885⇒, ⇒ORG-NO 11196
					 6PK1050K3	ALT, (AC), ORG-NO 09885⇒, ⇒ORG-NO 11196
					 6PK1070	ALT, (AC), ORG-NO 11197⇒
					 6PK1070K3	ALT, (AC), ORG-NO 11197⇒
					 6PK1125	ALT, (AC), ⇒ORG-NO 09884
					 6PK730	ALT, (-AC)
					 CT1065	CA
					 CT1065K3	CA, MTR-CODE: TU5JP4
					 CT1065WP2	MTR-CODE: TU5JP4, CA
					 VD1100	
1.6 VTS	01/05-	NFS (TU5JP4S)	90	1587	 6PK1050	ALT, (AC)
					 6PK1050K3	ALT, (AC)
					 6PK730	ALT, (-AC)
					 CT1065	CA
					 CT1065K3	CA
					 CT1065WP2	CA
					 VD1100	
C3 I (FC.) / C3 Pluriel (HB.)						
1.1 i	02/02-	HFX (TU1JP), HFX (TU1A)	44	1124	 6PK1050	ALT, (AC), ORG-NO 09885⇒
					 6PK1050K3	ALT, (AC), ORG-NO 09885⇒
					 6PK1125	ALT, (AC), ⇒ORG-NO 09884
					 6PK1125K1	ALT, (AC), ⇒ORG-NO 09884, ⇒12/2003
					 6PK730	ALT, (-AC)
					 CT1066	CA
					 CT1066K1	CA
					 CT1066WP1	CA
					 VD1100	
1.4	05/03-	KFV (TU3JP)	54	1360	 6PK1050	ALT, (AC), ORG-NO 09885⇒
					 6PK1050K3	ALT, (AC), ORG-NO 09885⇒
					 6PK1125	ALT, (AC), ⇒ORG-NO 09884
					 6PK1125K1	ALT, (AC), ⇒ORG-NO 09884
					 6PK730	ALT, (-AC)
					 CT1067	CA
					 CT1067K1	CA
					 CT1067WP1	CA
					 VD1100	
1.4 16V	12/03-	KFU (ET3J4)	65	1360	 6PK1050	ALT, (AC), ORG-NO 09885⇒
					 6PK1050K3	ALT, (AC), ORG-NO 09885⇒
					 6PK1125	ALT, (AC), ⇒ORG-NO 09884
					 6PK1125K1	ALT, (AC), ⇒ORG-NO 09884, ⇒12/2003
					 6PK730	ALT, (-AC)
					 CT1101	CA
					 CT1101K1	CA
					 CT1101WP1	CA
					 VD1100	(-START-STOP), MTR-CODE: ET3J4
1.4 16V HDi	02/02-	8HY (DV4TED4)	66	1398	 6PK800	ALT, (-AC)
					 6PK800K1	ALT, (AC), ⇒ORG-NO 10555
					 6PK976	ALT, (AC)
					 6PK976K1	ALT, (AC)
					 CT1104	CA, MTR-CODE: DV4TED4
					 CT1104K1	CA
					 AP9013	
					 AP9019	
					 AP9023	































































					ContiTech		
CITROËN							
C3 I (FC_) / C3 Pluriel (HB_) 							
1.4 HDi	02/02-	8HX (DV4TD)	50-55	1398		AP9042	ALT, (AC), ORG-NO 10556⇒, ⇒ORG-NO 11073, 10/2005⇒, ⇒03/2007 ALT, (-AC), ORG-NO 10556⇒, ⇒ORG-NO 11073, 10/2005⇒, ⇒03/2007 ALT, (-AC), ORG-NO 11074⇒, 03/2007⇒ ALT, (-AC), ⇒ORG-NO 10555, ⇒10/2005 ALT, (-AC), ⇒ORG-NO 10555, ⇒10/2005 ALT, (AC), ⇒ORG-NO 10555, ⇒10/2005 ALT, (AC), ORG-NO 11074⇒, 03/2007⇒ ALT, (AC), ORG-NO 11074⇒, 03/2007⇒, ALT, (AC), ⇒ORG-NO 10555, ⇒10/2005 CA CA CA
						VD1094	
						6PK1090 ELAST	
						6PK780 ELAST	
						6PK800	
						6PK800	
						6PK800K1	
						6PK976	
						6PK976	
						6PK976K1	
						CT1063	
						CT1063K1	
						CT1063WP2	
						AP9013	
						AP9019	
	AP9023						
	AP9042						
	VD1094	⇒ORG-NO 10555					
	VD1096	ORG-NO 10556⇒					
	MS08	FOR ART-NO: VD1094, VD1096					
1.4 i, 1.4 i Bivalent	02/02-	KFV (TU3JP), KFV (TU3A)	54	1360		6PK1050	ALT, (AC), ORG-NO 09885⇒ ALT, (AC), ORG-NO 09885⇒ ALT, (AC), ⇒ORG-NO 09884 ALT, (AC), ⇒ORG-NO 09884, ⇒12/2003 ALT, (-AC) CA CA CA
						6PK1050K3	
						6PK1125	
						6PK1125K1	
						6PK730	
						CT1067	
						CT1067K1	
						CT1067WP1	
						VD1100	
					1.6 16V HDi	09/05-	
	6PK780 ELAST						
	6PK800						
	6PK800						
	6PK800K1						
	6PK976						
	6PK976						
	6PK976K1						
	CT1092						
	CT1092K1						
	CT1092WP1						
	AP9013						
	AP9023						
	AP9042						
	VD1094	⇒ORG-NO 10555					
	VD1096	ORG-NO 10556⇒					
	MS08	FOR ART-NO: VD1094, VD1096					
10/05-	9HX (DV6ATED4)	66	1560			6PK1345	ALT, (-AC) ALT, (-AC), MTR-CODE: DV6ATED4 ALT, (AC) CA, MTR-CODE: DV6ATED4 CA, MTR-CODE: DV6ATED4 MTR-CODE: DV6ATED4, CA
						6PK1345K1	
						6PK1705	
						CT1092	
						CT1092K1	
						CT1092WP1	
						AP9013	
						AP9019	
					AP9023		
					AP9042		
	VD1094	⇒ORG-NO 10555					
	VD1096	ORG-NO 10556⇒					



































































					ContiTech	
CITROËN						
C3 I (FC.) / C3 Pluriel (HB.)						
					 MS08	FOR ART-NO: VD1094, VD1096
1.6, 1.6 16V	02/02-	NFU (TU5JP4)	80	1587	 6PK1050  6PK1050K3  6PK1070  6PK1125  6PK1125K1  6PK730  CT1065  CT1065K1  CT1065K3  CT1065WP1  CT1065WP2  VD1100	ALT, (AC), ORG-NO 09885⇄, ⇄ORG-NO 11633 ALT, (AC), ORG-NO 09885⇄, ⇄ORG-NO 11633 ALT, (AC), ORG-NO 11634⇄ ALT, (AC), ⇄ORG-NO 09884 ALT, (AC), ⇄ORG-NO 09884, ⇄12/2003 ALT, (-AC) CA CA, MTR-CODE: TU5JP4, ⇄MTR-NO 1806404 CA, MTR-CODE: TU5JP4, MTR-NO 1806405⇄ MTR-CODE: TU5JP4, CA, ⇄MTR-NO 1806404 MTR-CODE: TU5JP4, CA, MTR-NO 1806405⇄
C3 II						
1.0 VTi 68	08/12-	ZMZ (EB0)	50	999	 6PK1070  6PK848 ELAST  AP9019	ALT, (AC) ALT, (AC)
1.1	11/09-	HFX (TU1JP)	44	1124	 6PK1050  6PK1050K3  6PK730  CT1066  CT1066K1  CT1066WP1	ALT, (AC), ⇄ORG-NO 12998, ⇄06/2012 ALT, (AC) ALT, (-AC) CA, MTR-CODE: TU1A CA, MTR-CODE: TU1A CA, MTR-CODE: TU1A
1.1 BiFuel	11/10-	HFX (TU1A)	44	1124	 6PK1050K3  6PK1054  6PK730  CT1066  CT1066K1  VD1100	ALT, (AC), ⇄ORG-NO 12998, ⇄06/2012 ALT, (AC), ⇄06/2012, ⇄ORG-NO 12998 ALT, (-AC) CA CA
1.2 VTi 110	10/14-	HNZ (EB2DT)	81	1199	 AP9019	MTR-CODE: EB2DT
1.2 VTi 82	06/12-	HMZ (EB2F)	60	1199	 6PK1070  6PK848 ELAST  AP9019	ALT, (AC) ALT, (-AC)
1.4	11/09-	KFV (TU3A), KFT (TU3A)	54	1360	 6PK1050  6PK1050K3  6PK730  CT1067  CT1067K1  CT1067WP1  VD1100	ALT, (AC), ⇄06/2012, ⇄ORG-NO 12999 ALT, (AC) ALT, (-AC) CA CA CA
1.4 HDi 70	11/09-	8HZ (DV4TD), 8HR (DV4C)	50	1398	 6PK1020 EXTRA  6PK1020 EXTRA K1  6PK800  6PK976  6PK976K1  CT1063  CT1063K1  CT1063WP2  CT1163  CT1163K1  AP9019  VD1094  VD1096  MS08	ALT, (START-STOP) ALT, (AC), (START-STOP) ALT, (-AC), (-START-STOP) ALT, (AC), (-START-STOP) ALT, (AC), (-START-STOP) ALT, (AC), (-START-STOP) CA, MTR-CODE: DV4TD CA, MTR-CODE: DV4TD CA, MTR-CODE: DV4TD CA, MTR-CODE: DV4C CA, MTR-CODE: DV4C ⇄ORG-NO 10415 ORG-NO 10416⇄ FOR ART-NO: VD1094, VD1096
1.4 LPG, 1.4 VTi 95	11/09-	8FN (EP3), 8FP (EP3)	70	1397	 6PK684 ELAST  6PK905 EXTRA  6PK905 EXTRA K1  AP9018	ALT, (AC) ALT, (AC) ALT, (AC)
1.6 HDi	11/09-	9HP (DV6DTED)	68	1560	 6PK1020 EXTRA  6PK1020 EXTRA K1  6PK800	ALT, (START-STOP) ALT, (START-STOP), (AC) ALT, (-AC), MTR-CODE: DV6ATED4, DV6DTED
						

					ContiTech	
CITROËN						
C3 II 					 6PK976	ALT, (AC), MTR-CODE: DV6ATED4
					 6PK976	ALT, (AC), MTR-CODE: DV6DTED, (-START-STOP)
					 6PK976K1	ALT, (AC), MTR-CODE: DV6ATED4
					 6PK976K1	ALT, (AC), MTR-CODE: DV6DTED, (-START-STOP)
					 CT1162	CA
					 CT1162K1	CA
					 CT1162WP1	CA
					 AP9019	
					 VD1096	
					 MS08	FOR ART-NO: VD1096
1.6 HDi 110	11/09-	9HR (DV6C)	82	1560	 6PK1020 EXTRA	ALT, (START-STOP)
					 6PK1020 EXTRA K1	ALT, (START-STOP), (AC)
					 6PK800	ALT, (AC), MTR-CODE: DV6ATED4, DV6DTED
					 6PK976	ALT, (AC), MTR-CODE: DV6ATED4
					 6PK976	ALT, (AC), MTR-CODE: DV6DTED, (-START-STOP)
					 6PK976K1	ALT, (AC), MTR-CODE: DV6ATED4
					 6PK976K1	ALT, (AC), MTR-CODE: DV6DTED, (-START-STOP)
					 CT1162	CA
					 CT1162K1	CA
					 CT1162WP1	CA
					 AP9019	
					 VD1094	MTR-CODE: DV6ATED4, ⇄ ORG-NO 10555
					 VD1096	MTR-CODE: DV6DTED
					 VD1096	MTR-CODE: DV6ATED4, ORG-NO 10556⇄
					 MS08	FOR ART-NO: VD1096, VD1094
1.6 HDi 115	09/12-	9HD (DV6C)	84	1560	 6PK1020 EXTRA	ALT, (START-STOP)
					 6PK1020 EXTRA K1	ALT, (START-STOP), (AC)
					 6PK800	ALT, (AC), (-START-STOP)
					 6PK976	ALT, (AC), (-START-STOP)
					 6PK976K1	ALT, (AC), (-START-STOP)
					 CT1162	CA
					 CT1162K1	CA, MTR-CODE: DV6C, DV6DTED
					 CT1162WP1	CA
					 VD1096	
1.6 HDi 90	11/09-	9HX (DV6ATED4)	66	1560	 6PK800	ALT, (AC), (-START-STOP)
					 6PK976	ALT, (AC), (-START-STOP)
					 6PK976K1	ALT, (AC), (-START-STOP)
					 CT1092	CA
					 CT1092K1	CA
					 CT1092WP1	CA
					 AP9019	
					 AP9023	
					 AP9042	
					 VD1096	
1.6 VTi 120	11/13-		85	1587	 AP9018	MTR-CODE: EP6
	11/09-	5FS (EP6C)	88	1598	 6PK684 ELAST	ALT, (AC)
					 6PK905 EXTRA	ALT, (AC)
					 6PK905 EXTRA K1	ALT, (AC)
					 AP9018	
C3 Picasso						
1.2 THP 110	01/15-	HNZ (EB2DT)	81	1199	 AP9019	MTR-CODE: EB2DT
1.4 VTi 95, 1.4 VTi 95 LPG	02/09-	8FS (EP3), 8FP (EP3), 8FN (EP3)	70	1397	 6PK684 ELAST	ALT, (AC)
					 6PK905 EXTRA	ALT, (AC)
					 6PK905 EXTRA K1	ALT, (AC)
					 AP9018	
1.6 HDi	02/09-	9HZ (DV6TED4)	80	1560	 6PK800	ALT, (AC)
					 6PK976	ALT, (AC)
					 6PK976K1	ALT, (AC)
					 CT1092	CA
					CT1092K1	CA





























































C3 Picasso					 CT1092WP1  AP9019  VD1096  MS08	CA FOR ART-NO: VD1096	
		9HX (DV6ATED4)	66	1560	 6PK800  6PK976  6PK976K1  CT1092  CT1092K1  CT1092WP1  AP9013  AP9019  AP9023  AP9042  VD1096  MS08	CA ALT, (-AC) ALT, (AC) ALT, (AC) CA CA CA FOR ART-NO: VD1096	
	1.6 HDi 110	05/10-	9HR (DV6C)	82	1560	 6PK976  6PK976K1  CT1162  CT1162K1  CT1162WP1  AP9019  VD1096  MS08	ALT, (AC) ALT, (AC) CA CA CA FOR ART-NO: VD1096
	1.6 HDi 115	01/13-	9HD (DV6C)	84	1560	 6PK976  6PK976K1  CT1162  CT1162K1  CT1162WP1  AP9019  VD1096	ALT, (AC), (-START-STOP) ALT, (AC), (-START-STOP) CA CA CA
	1.6 HDi 90	07/10-	9HP (DV6DTED)	68	1560	 6PK1020 EXTRA  6PK1020 EXTRA K1  6PK800  6PK976  6PK976K1  CT1092  CT1092K1  CT1092WP1  CT1162  CT1162K1  CT1162WP1  AP9019  VD1096  MS08	ALT, (START-STOP) ALT, (START-STOP), (AC) ALT, (-AC) ALT, (AC) ALT, (AC) CA CA CA CA CA CA CA FOR ART-NO: VD1096
1.6 VTi 120	02/09-	5FW (EP6), 5FS (EP6C)	88	1598	 6PK684 ELAST  6PK905 EXTRA  6PK905 EXTRA K1  AP9018	ALT, (-AC) ALT, (AC) ALT, (AC)	
C4 (LA, LC) 1.4 16V	11/04-07/11	KFU (ET3J4)	65	1360	 6PK1050  6PK1050K3  6PK1070  6PK1070K3  6PK730  CT1101  CT1101K1  CT1101WP1  VD1100	ALT, (AC), FOR ALT: 80A ALT, (AC), FOR ALT: 80A ALT, (AC), FOR ALT: 120A ALT, (AC), FOR ALT: 120A ALT, (-AC) CA CA CA	
1.6 16V, 1.6 16V Bio-Flex	11/04-07/11	NFU (TU5JP4)	80	1587	 6PK1050 6PK1050K3	ALT, (AC), FOR ALT: 80A ALT, (AC), FOR ALT: 80A	




































































					ContiTech	
CITROËN						
C4 (LA, LC)						
1.6 HDi	11/04-07/11	9HZ (DV6TED4), 9HY (DV6TED4)	80	1560	 6PK1070  6PK1070K3  6PK730  CT1065  CT1065K3  CT1065WP2  VD1100	ALT, (AC), FOR ALT: 120A ALT, (AC), FOR ALT: 120A ALT, (-AC) CA CA CA
		9HX (DV6ATED4)	66	1560	 6PK1090 ELAST  6PK780 ELAST  6PK800  6PK800  6PK800K1  6PK976  6PK976  6PK976K1  CT1092  CT1092K1  CT1092WP1  AP9013  AP9019  AP9023  AP9042  VD1094  VD1096  MS08	ALT, (AC), ORG-NO 10556⇒, ⇒ORG-NO 11073, 10/2005⇒, ⇒03/2007 ALT, (-AC), ORG-NO 10556⇒, ⇒ORG-NO 11073, 10/2005⇒, ⇒03/2007 ALT, (-AC), ⇒ORG-NO 10555, ⇒10/2005 ALT, (-AC), ORG-NO 11074⇒, 03/2007⇒ ALT, (-AC), ⇒ORG-NO 10555, ⇒10/2005 ALT, (AC), ORG-NO 11074⇒, 03/2007⇒ ALT, (AC), ⇒ORG-NO 10555, ⇒10/2005 ALT, (AC), ORG-NO 11074⇒, 03/2007⇒, ALT, (AC), ⇒ORG-NO 10555, ⇒10/2005 CA CA CA ⇒ORG-NO 10555 ORG-NO 10556⇒ FOR ART-NO: VD1094, VD1096
1.6 VTi 120	07/08-07/11	5FW (EP6)	88	1598	 6PK1090 ELAST  6PK780 ELAST  6PK800  6PK800  6PK800K1  6PK976  6PK976  6PK976K1  CT1092  CT1092K1  CT1092WP1  AP9013  AP9019  AP9023  AP9042  VD1094  VD1096  MS08	ALT, (AC), ORG-NO 10556⇒, ⇒ORG-NO 11073, 10/2005⇒, ⇒03/2007 ALT, (-AC), ORG-NO 10556⇒, ⇒ORG-NO 11073, 10/2005⇒, ⇒03/2007 ALT, (-AC), ORG-NO 11074⇒, 03/2007⇒ ALT, (-AC), ⇒ORG-NO 10555, ⇒10/2005 ALT, (-AC), ⇒ORG-NO 10555, MTR-CODE: DV6ATED4, ⇒10/2005 ALT, (AC), ORG-NO 11074⇒, 03/2007⇒ ALT, (AC), ⇒ORG-NO 10555, ⇒10/2005 ALT, (AC), ORG-NO 11074⇒, 03/2007⇒, ALT, (AC), ⇒ORG-NO 10555, ⇒10/2005 CA CA CA ⇒ORG-NO 10555 ORG-NO 10556⇒ FOR ART-NO: VD1094, VD1096
					 6PK684 ELAST  6PK905 EXTRA  6PK905 EXTRA K1  AP9018	ALT, (-AC) ALT, (AC) ALT, (AC)
2.0 HDi	11/04-12/10	RHR (DW10BTED4)	100	1997	 6PK1217  6PK1217K1  CT1091  CT1091K1  CT1091WP1  AP9019  AP9023	ALT, AC, MTR-CODE: DW10BTED4 ALT, AC, MTR-CODE: DW10BTED4 CA, MTR-CODE: DW10BTED4 CA, MTR-CODE: DW10BTED4 CA, MTR-CODE: DW10BTED4






































































					ContiTech		
CITROËN							
C4 (LA, LC.)						AP9042	
C4 AIRCROSS							
1.6 HDi 115, 1.6 HDi 115 AWC	04/12-	9HL (DV6C)	84	1560	        	6PK800 6PK976 6PK976K1 CT1162 CT1162K1 CT1162WP1 AP9019 VD1096 MS08	ALT, (-AC), (-START-STOP) ALT, (AC), (-START-STOP) ALT, (AC), (-START-STOP) CA CA CA CA FOR ART-NO: VD1096
1.8 HDi 150, 1.8 HDi 150 AWC	04/12-	4N13	110	1798	 	6PK1370 6PK1486	ALT, ORG-NO 13115⇨, 10/2012⇨ ALT, ⇨ORG-NO 13114, ⇨10/2012
2.0, 2.0 AWC	04/12-	4B11	110	1998		AP9080	
C4 CACTUS							
1.2 VTi 75, 1.2 VTi 82	09/14-	HMU (EB2D), HMZ (EB2F)	55-60	1199	 	6PK1070 6PK848 ELAST	ALT, (AC) ALT, (-AC)
1.6 HDi 90	09/14-	9HP (DV6DTED)	68	1560	      	6PK1020 EXTRA 6PK1020 EXTRA K1 6PK1020 EXTRA K1 CT1162 CT1162K1 CT1162WP1 VD1096	ALT, (START-STOP) ALT, (START-STOP), (-AC) ALT, (START-STOP), (AC) CA, MTR-CODE: DV6DTED CA, MTR-CODE: DV6DTED CA
C4 Grand Picasso II							
1.6 HDi 115	09/13-	9HC (DV6C)	85	1560	         	6PK1020 EXTRA 6PK1020 EXTRA K1 6PK962 6PK976 CT1162 CT1162K1 CT1162WP1 VD1096 MS08	ALT, (START-STOP) ALT, (AC), (START-STOP) ALT, (-START-STOP), FOR ALT: 150A ALT, (-START-STOP), FOR ALT: 180A CA CA CA ⇨09/2013, ⇨ORG-NO 13453 FOR ART-NO: VD1096
1.6 HDi 90	09/13-	9HP (DV6DTED)	68	1560	         	6PK1020 EXTRA 6PK1020 EXTRA K1 6PK962 6PK976 CT1162 CT1162K1 CT1162WP1 AP9019 VD1096 MS08	ALT, (START-STOP) ALT, (AC), (START-STOP) ALT, (-START-STOP), FOR ALT: 150A ALT, (-START-STOP), FOR ALT: 180A CA CA CA (-START-STOP) ⇨09/2013, ⇨ORG-NO 13453 FOR ART-NO: VD1096
1.6 THP 155, 1.6 VTi 120	09/13-	5FS (EP6C), 5FV (EP6CDT)	88-115	1598	  	6PK905 EXTRA 6PK905 EXTRA K1 AP9018	ALT, (AC) ALT, (AC)
2.0 BlueHDi 150	09/13-	AHX (DW10FD)	110	1997	 	6PK1073 EXTRA CT1140	ALT, (AC), (START-STOP) CA
C4 II (B7)							
1.2 THP 130	04/14-	HNY (EB2DTS)	96	1199		AP9019	MTR-CODE: EB2DT
1.4 VTi 95	11/09-	8FP (EP3)	70	1397	  	6PK905 EXTRA 6PK905 EXTRA K1 AP9018	ALT, (AC) ALT, (AC)
1.6 HDi 115	07/12-	9HR (DV6C)	84	1560	      	6PK1020 EXTRA 6PK1020 EXTRA K1 6PK800 6PK976 6PK976K1 CT1162 CT1162K1 CT1162WP1	ALT, (START-STOP) ALT, (START-STOP), (AC) ALT, (-AC), (-START-STOP) ALT, (AC), (-START-STOP) ALT, (AC), (-START-STOP) CA CA CA


































































					ContiTech						
CITROËN											
C4 II (B7)											
 1.6 HDi 90, 1.6 HDi 110	11/09-	9HR (DV6C), 9HP (DV6DTED)	68-82	1560	 VD1096	FOR ART-NO: VD1096					
					 MS08						
					 6PK1020 EXTRA		ALT, (START-STOP)				
					 6PK1020 EXTRA K1		ALT, (START-STOP), (AC)				
					 6PK800		ALT, (-AC), (-START-STOP)				
					 6PK976		ALT, (AC), (-START-STOP)				
					 6PK976K1		ALT, (AC), (-START-STOP)				
					 CT1162		CA				
					 CT1162K1		CA				
					 CT1162WP1		CA				
					 AP9019						
					 AP9023						
					 AP9042						
					 VD1096						
					 MS08		FOR ART-NO: VD1096				
					1.6 VTi 120		11/09-	5FS (EP6C)	88	1598	 6PK905 EXTRA
 6PK905 EXTRA K1	ALT, (AC)										
 AP9018											
C4 Picasso / C4 Grand Picasso I (UD_, UA_)											
1.6 HDi	10/06-	9HZ (DV6TED4), 9HY (DV6TED4)	80	1560	 6PK1090 ELAST	ALT, (AC), ⇨ORG-NO 10948					
					 6PK780 ELAST	ALT, (-AC)					
					 6PK800	ALT, (-AC), (FAP)					
					 6PK976	ALT, (AC), ORG-NO 10949⇨					
					 6PK976K1	ALT, (AC), ORG-NO 10949⇨					
					 CT1092	CA, MTR-CODE: DV6TED4					
					 CT1092K1	CA, MTR-CODE: DV6TED4					
					 CT1092WP1	MTR-CODE: DV6TED4, CA					
					 AP9013						
					 AP9019						
					 AP9023						
					 AP9040						
					 AP9042						
					 VD1096						
					 MS08	FOR ART-NO: VD1096					
					1.6 HDi 110	09/10-	9HR (DV6C), 9HL (DV6C)	82	1560	 6PK1020 EXTRA	ALT, (START-STOP)
										 6PK1020 EXTRA K1	ALT, (START-STOP), (AC)
										 6PK800	ALT, (-AC), (-START-STOP)
										 6PK976	ALT, (AC), (-START-STOP)
 6PK976K1	ALT, (AC), (-START-STOP)										
 CT1162	CA										
 CT1162K1	CA										
 CT1162WP1	CA										
 AP9019											
 VD1096											
 MS08	FOR ART-NO: VD1096										
1.6 VTi 120	07/08-08/13	5FW (EP6)	88	1598	 6PK684 ELAST	ALT, (-AC)					
					 6PK905 EXTRA	ALT, (AC)					
					 6PK905 EXTRA K1	ALT, (AC)					
					 AP9018						
1.6 VTi 120, 1.6 16V	07/08-	5FW (EP6), 5FX (EP6DT)	88-110	1598	 6PK905 EXTRA	ALT, (AC)					
					 6PK905 EXTRA K1	ALT, (AC)					
					 AP9018						
1.8 i 16V	02/07-12/11	6FY (EW7A)	92	1749	 6PK1000	CA					
					 CT1110	CA, MTR-CODE: EW7A					
					 CT1110K1	CA, MTR-CODE: EW7A					
2.0 HDi 138	10/06-	RHJ (DW10BTED4), RHR (DW10BTED4)	100	1997	 6PK1217	ALT, AC, MTR-CODE: DW10BTED4					
					 6PK1217K1	ALT, AC, MTR-CODE: DW10BTED4					
					 6PK1244	ALT, MTR-CODE: DW10CTED4					
					 CT1091	CA, MTR-CODE: DW10BTED4					
					 CT1091K1	CA, MTR-CODE: DW10BTED4					

					ContiTech	
---	---	---	---	---	-----------	---

CITROËN						
C4 Picasso / C4 Grand Picasso I (UD_, UA_) 						
					       	CA, MTR-CODE: DW10BTED4 CA, MTR-CODE: DW10CTED4 CA, MTR-CODE: DW10CTED4
2.0 HDi 150	07/09-	RHE (DW10CTED4)	110	1997	     	ALT CA CA, MTR-CODE: DW10DTED4
2.0 i 16V	02/07-08/13	RFJ (EW10A)	103	1997	  	ALT CA, MTR-CODE: EW10A CA, MTR-CODE: EW10A
C4 Picasso II						
1.2 THP 130	04/14-	HNY (EB2DTS)	96	1199		MTR-CODE: EB2DT
1.6 HDi 115	02/13-	9HC (DV6C)	85	1560	        	ALT, (START-STOP) ALT, (START-STOP) ALT, (-START-STOP), FOR ALT: 150A ALT, (-START-STOP), FOR ALT: 180A CA CA CA CA ⇒09/2013, ⇒ORG-NO 13453 FOR ART-NO: VD1096
1.6 HDi 90	02/13-	9HP (DV6DTED)	68	1560	         	ALT, (START-STOP) ALT, (START-STOP) ALT, (-START-STOP), FOR ALT: 150A ALT, (-START-STOP), FOR ALT: 180A CA CA CA CA (-START-STOP) ⇒09/2013, ⇒ORG-NO 13453 FOR ART-NO: VD1096
1.6 VTi 120, 1.6 THP 155	02/13-	5FS (EP6C), 5FV (EP6CDT)	88-115	1598	  	ALT, (AC) ALT, (AC)
2.0 BlueHdi 150	09/13-	AHX (DW10FD)	110	1997	 	ALT, (AC), (START-STOP) CA
C4 Saloon						
1.6 Flex	12/14-		128	1598		MTR-CODE: EP6CDT
C5 I (DC_, DE_) 						
1.8 16V	03/01-08/04	6FZ (EW7J4)	85	1749	     	ALT, (AC) ALT, (AC) ALT, (AC) CA CA CA
2.0 16V	03/01-08/04	RFN (EW10J4)	100	1997	     	ALT, PS ALT, PS, AC ALT, (AC), (PS) CA CA CA
2.0 16V HPI	03/01-08/04	RLZ (EW10D)	103	1997	  	ALT, PS, (-AC) ALT, PS, AC ALT, (AC), (PS)

					ContiTech	
CITROËN						
C5 I (DC, DE)						
2.0 HDi	03/01-08/04	RHZ (DW10ATED)	80	1997	 CT1019  CT1019K1  6PK1453  6PK1740  6PK1740D1  6PK1743  6PK1750  6PK1750D2  6PK1750D2  6PK1750K1  CT987  CT987K1  CT987K2  CT987WP1  CT987WP2  AP9019  AP9023  AP9038  AP9042  VD1080  VD1080  VD1095  VD1095  MS01	CA CA ALT, (-AC) ALT, (AC), ⇨ORG-NO 09337, (SANDEN) ALT, (AC), ⇨ORG-NO 09337, (SANDEN) ALT, (AC), ORG-NO 09338⇨, (SANDEN) ALT, (AC), (DELPHI) ALT, (AC), (AUTOM), ⇨ORG-NO 09365, (DELPHI) ALT, (AC), (MANL), ⇨ORG-NO 09337, (DELPHI) ALT, (AC), (DELPHI) CA CA, ⇨ORG-NO 08756 CA, ORG-NO 08757⇨ CA, ⇨ORG-NO 08756 CA, ORG-NO 08757⇨
		RHY (DW10TD)	66	1997	 6PK1453  6PK1740  6PK1740D1  6PK1750  6PK1750D2  6PK1750K1  CT987  CT987K1  CT987K2  CT987WP1  CT987WP2  AP9019  AP9023  AP9038  AP9042  VD1080  VD1080  VD1095  VD1095  MS02	ALT, (-AC) ALT, (AC), (SANDEN) ALT, (AC), (SANDEN), ⇨ORG-NO 09337 ALT, (AC), (DELPHI) ALT, (AC), (DELPHI), ⇨ORG-NO 09337 ALT, (AC), (DELPHI) CA CA, ⇨ORG-NO 08756 CA, ORG-NO 08757⇨ CA, ⇨ORG-NO 08756 CA, ORG-NO 08757⇨ (AUTOM), ⇨ORG-NO 09365 (MANL), ⇨ORG-NO 09337 (AUTOM), ORG-NO 09366⇨ (MANL), ORG-NO 09338⇨ FOR ART-NO: VD1080, VD1095
2.2 HDi	03/01-08/04	4HX (DW12TED4/FAP)	98	2179	 6PK1453  6PK1740  6PK1740D1  6PK1750  6PK1750D2  CT1037  CT1037K2  CT1037WP1  AP9019  AP9023  AP9038  AP9042  VD1080  MS02	ALT, (-AC) ALT, (AC), (SANDEN) ALT, (AC), (SANDEN) ALT, (AC), (DELPHI) ALT, (AC), (DELPHI) CA, MTR-CODE: DW12TED4 CA, MTR-CODE: DW12TED4 CA, MTR-CODE: DW12TED4 FOR ART-NO: VD1080
3.0 V6	03/01-08/04	XFX (ES9J4S)	152	2946	 6PK1590  CT1052  CT1052K1	ALT, AC CA CA

					ContiTech	
CITROËN						
C5 II (RC_,RE_) ↳ 1.6 HDi	09/04-	9HZ (DV6TED4), 9HY (DV6TED4)	80	1560	 6PK1705K2	ALT
					 6PK1710	ALT
					 CT1092	CA
					 CT1092K1	CA
					 CT1092WP1	CA
1.8 16V	09/05-	6FY (EW7A)	92	1749	 AP9013	⇒ORG-NO 10555 ORG-NO 10556⇒ FOR ART-NO: VD1094, VD1096
					 AP9019	
					 AP9023	
					 AP9042	
					 VD1094	
2.0 16V	09/04-	RFJ (EW10A)	103	1997	 VD1096	
					 MS08	
					 6PK1000	
					 CT1110	
					 CT1110K1	
2.0 HDi	09/04-	RHR (DW10BTED4)	100	1997	 6PK1000	ALT
					 CT1110	CA, MTR-CODE: EW7A
					 CT1110K1	CA, MTR-CODE: EW7A
					 6PK1217	ALT, AC
					 6PK1217K1	ALT, AC
2.2 HDi	09/04-	4HX (DW12TED4/FAP)	98	2179	 CT1091	CA
					 CT1091K1	CA
					 CT1091WP1	CA
					 AP9013	ALT, MTR-CODE: DW12TED4 MTR-CODE: DW12TED4, ALT, (AC) ALT, MTR-CODE: DW12TED4 CA, MTR-CODE: DW12TED4 CA CA
					 AP9019	
C5 III (RD_,TD_) 1.6 HDi	02/08-	9HZ (DV6TED4)	80	1560	 AP9023	
					 AP9040	
					 AP9042	
					 VD1080	
					 MS02	FOR ART-NO: VD1080
1.6 HDi 110, 1.6 HDi 115	07/10-	9HR (DV6C), 9HL (DV6C)	82-84	1560	 6PK1740	ALT, MTR-CODE: DW12TED4
					 6PK1740D1	MTR-CODE: DW12TED4, ALT, (AC)
					 6PK1740K4	ALT, MTR-CODE: DW12TED4
					 CT1037	CA, MTR-CODE: DW12TED4
					 CT1037K2	CA
1.6 THP 155	04/09-	5FV (EP6CDT)	115	1598	 CT1037WP1	CA
					 AP9019	ALT, (START-STOP) ALT, (START-STOP), (AC) ALT, (AC), (-START-STOP) ALT, (AC), (-START-STOP) CA CA CA MTR-CODE: DV6TED4 FOR ART-NO: VD1096
					 AP9023	
					 AP9038	
					 AP9042	
C5 III (RD_,TD_) 1.6 HDi	02/08-	9HZ (DV6TED4)	80	1560	 VD1080	
					 MS08	FOR ART-NO: VD1080
					 6PK1710	ALT
					 6PK1710K1	ALT, (-ELECTR PS)
					 CT1092	CA
1.6 THP 155	04/09-	5FV (EP6CDT)	115	1598	 CT1092K1	CA
					 CT1092WP1	CA
					 AP9019	CA
					 AP9040	CA
					 VD1096	CA
1.6 THP 155	04/09-	5FV (EP6CDT)	115	1598	 VD1096	MTR-CODE: DV6TED4
					 MS08	FOR ART-NO: VD1096
					 6PK1020 EXTRA	ALT, (START-STOP)
					 6PK1020 EXTRA K1	ALT, (START-STOP), (AC)
					 6PK976	ALT, (AC), (-START-STOP)
1.6 THP 155	04/09-	5FV (EP6CDT)	115	1598	 6PK976K1	ALT, (AC), (-START-STOP)
					 CT1162	CA
					 CT1162K1	CA
					 CT1162WP1	CA
					 AP9019	ALT, (AC)
1.6 THP 155	04/09-	5FV (EP6CDT)	115	1598	 VD1096	
					 MS08	
					 6PK905 EXTRA	

					ContiTech		
CITROËN							
C5 III (RD_,TD_)↵							
2.0 16V	02/08-	RFJ (EW10A)	103	1997	 	6PK905 EXTRA K1 AP9018	ALT, (AC)
						6PK1000	ALT
						CT1110	CA
						CT1110K1	CA
2.0 HDi	02/08-	RHR (DW10BTED4), RHF (DW10BTED4)	100	1997	           	6PK1217 6PK1217K1 6PK1244 CT1091 CT1091K1 CT1091WP1 CT1140 CT1140K1 AP9019 AP9023 AP9040 AP9042	ALT, AC, MTR-CODE: DW10BTED4 ALT, AC, MTR-CODE: DW10BTED4 ALT, MTR-CODE: DW10CTED4 CA, MTR-CODE: DW10BTED4 CA, MTR-CODE: DW10BTED4 CA, MTR-CODE: DW10BTED4 CA, MTR-CODE: DW10CTED4 CA, MTR-CODE: DW10CTED4
2.0 HDi 140	04/09-	RHF (DW10BTED4)	103	1997	        	6PK1217 6PK1217K1 CT1091 CT1091K1 CT1091WP1 AP9013 AP9023 AP9040 AP9042	ALT ALT CA CA CA CA
2.0 HDi 165	04/09-	RHH (DW10CTED4)	120	1997	   	6PK1244 CT1140 CT1140K1 AP9019	ALT, (-START-STOP) CA CA
2.0 HDi 180	03/15-	AHW (DW10FC)	133	1997	 	6PK1073 EXTRA AP9019	ALT, (START-STOP)
C6 (TD_)↵							
2.7 HDi	09/05-	DT17ED4, UHZ (DT17BTED4)	150	2720	    	6PK1885 CT1117 CT1117K1 CT1118 CT1118K1	ALT CA CA INJP INJP
C8 (EA_,EB_)↵							
2.0 16V	09/05-	RFJ (EW10A)	103	1997	      	6PK1000 6PK1705 CT1110 CT1110K1 CT1138 CT1138K1 CT1138WP1	ALT, AC, MTR-CODE: EW10A ALT, PS, AC, MTR-CODE: EW10J4 CA, MTR-CODE: EW10A CA, MTR-CODE: EW10A CA, MTR-CODE: EW10J4 CA, MTR-CODE: EW10J4 CA, MTR-CODE: EW10J4
2.0 HDi	07/02-	RHT (DW10ATED4), RHM (DW10ATED4)	79	1997		6PK1740	ALT, (AC)
						6PK1740D1	ALT, (AC), ⇨ORG-NO 09519
						6PK1740K1	ALT, (AC)
						CT1063	CA
						CT1063K2	CA
						CT1063WP1	CA
						AP9019	
						AP9023	
						AP9038	
						AP9042	
						VD1080	⇨ORG-NO 09519
						VD1095	ORG-NO 09520⇨
						MS02	FOR ART-NO: VD1080, VD1095
02/07-	RHK (DW10UTED4)	88	1997	 	6PK1217 6PK1217K1	ALT ALT	






































































ContiTech






































































































































CITROËN



































































C8 (EA_, EB_) ↗

































































					CT1091 CT1091K1 CT1091WP1 AP9013 AP9019 AP9023 AP9040 AP9042	CA CA CA
2.0 HDi 135	03/06-	RHR (DW10BTED4), RHD (DW10CTED4), RHD (DW10CB)	100	1997	6PK1217 6PK1217K1 6PK1244 CT1091 CT1091K1 CT1091WP1 CT1140 CT1140K1 AP9013 AP9019 AP9023 AP9040 AP9042	ALT, (AC), MTR-CODE: DW10BTED4 ALT, (AC), MTR-CODE: DW10BTED4 ALT, (AC), MTR-CODE: DW10CTED4 CA, MTR-CODE: DW10BTED4 CA, MTR-CODE: DW10BTED4 CA, MTR-CODE: DW10BTED4 CA, MTR-CODE: DW10CTED4 CA, MTR-CODE: DW10CTED4
2.0 HDi 165	03/06-	RHH (DW10CTED4), RHE (DW10CTED4)	120	1997	6PK1244 CT1140 CT1140K1 AP9019	ALT CA CA
2.2 HDi	07/02-	4HW (DW12TED4)	94	2179	6PK1740 6PK1740D1 6PK1740K4 CT1037 CT1037K2 CT1037WP1 AP9019 AP9023 AP9038 AP9042 VD1080 VD1095 MS02	ALT ALT, (AC), ↗ORG-NO 10247 ALT CA CA CA CA ↗ORG-NO 10247 ORG-NO 10248↗ FOR ART-NO: VD1080, VD1095
C-CROSSER (EP_) 2.2 HDi	02/07-	4HN (DW12MTED4)	115	2179	6PK1743 CT1142 CT1142K1	ALT CA CA
2.4 16V	08/08-	SFZ (4B12-MMC)	125	2360	6PK2563 AP9080	ALT, ↗ORG-NO 12464
C-ELYSEE 1.2 VTi 72	11/12-	HMY (EB2M)	53	1199	6PK1070 6PK848 ELAST AP9019	ALT, (AC) ALT, (AC)
1.6 HDi 92	11/12-	9HP (DV6DTED), 9HJ (DV6DTEDM)	68	1560	6PK800 6PK962 CT1162 CT1162K1 CT1162WP1 AP9019 VD1096 MS08	ALT, (AC) ALT, (AC) CA CA CA FOR ART-NO: VD1096
1.6 VTi 115	11/12-	NFP (EC5)	85	1587	6PK730 CT1065 CT1065K3 VD1100	ALT, (AC) CA CA

					ContiTech	
CITROËN						
DS3 / DS3 Cabriolet						
 1.2 VTi 82	01/13-	HMZ (EB2F)	60	1199	 6PK1070  6PK848 ELAST  AP9019	ALT, (AC) ALT, (AC)
1.4 HDi 70	04/10-	8HR (DV4C)	50	1398	 6PK1020 EXTRA  6PK1020 EXTRA K1  6PK800  6PK976  6PK976K1  CT1163  CT1163K1  AP9019	ALT, (START-STOP) ALT, (START-STOP), (AC) ALT, (AC), (-START-STOP) ALT, (AC), (-START-STOP) ALT, (AC), (-START-STOP) CA CA
1.4 VTi 95	04/10-	8FP (EP3)	70	1397	 6PK684 ELAST  6PK905 EXTRA  6PK905 EXTRA K1  AP9018	ALT, (AC) ALT, (AC) ALT, (AC)
1.4 VTi 95 LPG	08/12-	8FN (EP3)	70	1397	 6PK684 ELAST  6PK905 EXTRA  6PK905 EXTRA K1	ALT, (AC) ALT, (AC) ALT, (AC)
1.6 HDi 115	08/12-	9HL (DV6C)	84	1560	 6PK1020 EXTRA  6PK1020 EXTRA K1  6PK800  6PK976  6PK976K1  CT1162  CT1162K1  CT1162WP1  VD1096  MS08	ALT, (START-STOP) ALT, (START-STOP), (AC) ALT, (AC), (-START-STOP) ALT, (AC), (-START-STOP) ALT, (AC), (-START-STOP) CA CA CA CA
1.6 HDi 90, 1.6 HDi 110	11/09-	9HP (DV6DTE), 9HR (DV6C)	68-82	1560	 6PK1020 EXTRA  6PK1020 EXTRA K1  6PK800  6PK976  6PK976K1  CT1162  CT1162K1  CT1162WP1  AP9019  VD1096  MS08	ALT, (START-STOP) ALT, (START-STOP), (AC) ALT, (AC), (-START-STOP) ALT, (AC), (-START-STOP) ALT, (AC), (-START-STOP) CA CA CA FOR ART-NO: VD1096
1.6 Racing	03/14-	5FD (EP6DTS)	152	1598	 AP9018	
1.6 THP 165	10/14-	5GZ (EP6FDT)	121	1598	 AP9018	MTR-CODE: EP6CDT / EP6FDT
1.6 VTi 120, 1.6 THP 150, 1.6 THP 155	04/10-	5FS (EP6C), 5FN (EP6CDT), 5FR (EP6DT), 5FV (EP6CDT)	88-115	1598	 6PK684 ELAST  6PK905 EXTRA  6PK905 EXTRA K1  AP9018	ALT, (AC) ALT, (AC) ALT, (AC)
DS4						
1.6 HDi 110	04/11-	9HR (DV6C)	82	1560	 6PK1020 EXTRA  6PK1020 EXTRA K1  6PK976  6PK976K1  CT1162  CT1162K1  CT1162WP1  AP9019  VD1096  MS08	ALT, (START-STOP) ALT, (START-STOP) ALT, (AC), (-START-STOP) ALT, (AC), (-START-STOP) CA CA CA FOR ART-NO: VD1096
1.6 HDi 110, 1.6 HDi 115	04/11-	9HL (DV6C)	81-84	1560	 6PK1020 EXTRA  6PK1020 EXTRA K1  6PK976  6PK976K1  CT1162	ALT, (START-STOP) ALT, (START-STOP) ALT, (AC), (-START-STOP) ALT, (AC), (-START-STOP) CA

					ContiTech		
CITROËN							
DS4 						CT1162K1	CA
						CT1162WP1	CA
						VD1096	
						MS08	FOR ART-NO: VD1096
1.6 VTi 120, 1.6 THP 160	04/11-	5FS (EP6C), 5FM (EP6DT)	88-120	1598		6PK905 EXTRA	ALT, (AC)
						6PK905 EXTRA K1	ALT, (AC)
						AP9018	
2.0 BlueHDi 150, 2.0 BlueHDi 180	07/14-	AHX (DW10FD), AHW (DW10FC)	110-133	1997		6PK1073 EXTRA	ALT, (START-STOP)
2.0 HDi 165	04/11-	RHH (DW10CTED4)	120	1997		6PK1244	ALT, (-START-STOP)
						CT1140	CA
						CT1140K1	CA
						AP9019	
DS5							
1.6 HDi	11/13-	BHX (DV6FC)	85	1560		6PK962	ALT
						VD1096	
1.6 HDi 115	06/12-	9HD (DV6C)	84	1560		6PK1020 EXTRA	ALT, (START-STOP)
						6PK1020 EXTRA K1	ALT, (START-STOP), MTR-CODE: DV6C
						CT1162	CA
						CT1162K1	CA
						CT1162WP1	CA
						VD1096	
						MS08	FOR ART-NO: VD1096
2.0 BlueHDi 150	07/14-	AHX (DW10FD)	110	1997		6PK1073 EXTRA	ALT, (START-STOP)
2.0 BlueHDi 180	08/13-	AHW (DW10FC)	133	1997		6PK1073 EXTRA	ALT, (AC), (START-STOP)
2.0 HDi 165	11/11-	RHH (DW10CTED4)	120	1997		6PK1080	ALT, (CHAIN HYBRID), (-START-STOP)
						6PK1244	ALT, (NOT CHAIN HYBRID), (-START-STOP)
						CT1140	CA
						CT1140K1	CA
						AP9019	
EVASION (22, U6) 2.0 HDi 16V							
	09/99-07/02	RHW (DW10ATED4)	80	1997		6PK1468	ALT, (-AC)
						6PK1468D1	ALT, (-AC)
						6PK1468K1	ALT, (-AC), (Evasion, Synergie)
						6PK1740	ALT, (AC), (SANDEN)
						6PK1740D1	ALT, (AC), (SANDEN)
						6PK1740K1	ALT, (AC), (SANDEN)
						6PK1750	ALT, (AC), (DELPHI)
						6PK1750D2	ALT, (AC), (DELPHI)
						6PK1750K1	ALT, (AC), (DELPHI)
						CT1063	CA
						CT1063K2	CA
						CT1063WP1	CA
						AP9023	
						AP9042	
						VD1080	
JUMPER (230, 230L, 230P) 1.9 D, 1.9 TD, 1.9 TD 4x4							
	02/94-04/02	D9B (XUD9A/U), DHX (XUD9TF/BTF), D8C (XUD9UTF)	51-68	1905		AVX10X710	PS, ⇄12/1996
						4PK755	PS, 12/1996⇄
						6PK1153	ALT, (AC)
						6PK730	ALT, (-AC)
						CT1061	CA
						CT1061K2	CA
						CT1061WP1	CA, ⇄01/1997
						CT1061WP3	CA, 02/1997⇄
						VD1086	(-PS)
						MS01	FOR ART-NO: VD1086
2.5 D, 2.5 D 4x4	08/94-04/02	T9A (DJ5)	63	2446		3PK866	WP, 06/1996⇄
						4PK866	WP, ⇄05/1996
						6PK1015	ALT, PS
						6PK800	ALT, (-PS)
							

					ContiTech			
CITROËN								
JUMPER (230, 230L, 230P)								
						6PK915	AC	
						CT891	CA	
						CT891K1	CA	
	2.5 TD	08/94-04/02	T8A (DJ5T)	76	2446		3PK945	WP, 06/1996⇄
							4PK945	WP, ⇄05/1996
						6PK1015	ALT, PS	
						6PK800	ALT, (-PS)	
						6PK915	AC	
						CT891	CA	
						CT891K1	CA	
2.5 TDi	12/96-04/02	THX (DJ5TED)	79	2446		3PK945	WP	
						6PK1015	ALT, PS	
						6PK800	ALT, (-PS)	
						6PK915	AC	
						CT951	CA	
						CT951K1	CA	
2.8 HDi	09/00-04/02	8140.43S	94	2798		5PK1100	AC	
						6PK948	ALT, PS, (MANL)	
						6PK995	ALT, PS, (AUTOM)	
						6PK995D1	ALT, (AUTOM)	
						CT1038	CA	
						CT1038K1	CA	
						CT1038K2	CA	
						AP9038		
						VD1062	(-AC)	
						MS27	FOR ART-NO: VD1062	
JUMPER (244, 244, Z)								
2.0 HDi	04/02-	RHV (DW10UTD)	62	1997		4PK755	MTR-CODE: DW10TD, 06/2004⇄, PS, (-AC)	
						4PK755	MTR-CODE: DW10TD, PS, (AC)	
						6PK1185	MTR-CODE: DW10TD, ALT, (AC)	
						6PK1468	MTR-CODE: DW10TD, ALT, PS, (-AC), ⇄05/2004	
						6PK1468D1	MTR-CODE: DW10TD, ⇄04/2004, ALT, PS, (-AC)	
						6PK875	MTR-CODE: DW10TD, ALT, (-AC), 06/2004⇄	
						CT987	MTR-CODE: DW10TD, CA	
						CT987K1	MTR-CODE: DW10TD, CA	
						CT987WP1	MTR-CODE: DW10TD, CA	
						AP9038		
						AP9042		
						VD1080	(-AC)	
						MS02	FOR ART-NO: VD1080	
		RHV (DW10UTD), RHV (DW10TD)	62	1997		4PK755	MTR-CODE: DW10TD, 06/2004⇄, PS, (-AC)	
						4PK755	MTR-CODE: DW10TD, PS, (AC)	
						6PK1185	MTR-CODE: DW10TD, ALT, (AC)	
						6PK1468	MTR-CODE: DW10TD, ALT, PS, (-AC), ⇄05/2004	
						6PK1468D1	MTR-CODE: DW10TD, ⇄04/2004, ALT, PS, (-AC)	
						6PK875	MTR-CODE: DW10TD, ALT, (-AC), 06/2004⇄	
						CT987	MTR-CODE: DW10TD, CA	
						CT987K1	MTR-CODE: DW10TD, CA	
						CT987WP1	MTR-CODE: DW10TD, CA	
						AP9019		
						AP9023		
						AP9038		
						AP9042		
						VD1080	(-AC), MTR-CODE: DW10TD	
						MS02	FOR ART-NO: VD1080	
2.0, 2.0 bivalent	04/02-	XU10J2	81	1998		4PK755	PS	
						6PK1095	ALT, (AC)	
						6PK698	ALT, (-AC)	
						CT865	CA	
						CT865K1	CA	


























































					ContiTech		
CITROËN							
 JUMPER (244, 244, Z_) 2.2 HDi	04/02-	4HY (DW12UTED)	74	2179	 4PK755  4PK755  6PK1185  6PK1468  6PK1468D1  6PK875  CT1100  CT1100K2  AP9019  AP9023  AP9038  AP9042  VD1080  MS02	MTR-CODE: DW12UTED, 06/2004⇨, PS, (-AC) MTR-CODE: DW12UTED, PS, (AC) MTR-CODE: DW12UTED, ALT, (AC) MTR-CODE: DW12UTED, ALT, PS, (-AC), ⇨05/2004 ALT, PS, (-AC) MTR-CODE: DW12UTED, ALT, (-AC), 06/2004⇨ MTR-CODE: DW12UTED, CA MTR-CODE: DW12UTED, CA, 04/2004⇨	
	2.8 HDi	05/04-	8140.43N	107	2798	 5PK1100  6PK948  6PK995  CT1038  AP9038  VD1062  MS27	AC ALT, PS, (MANL) ALT, PS, (AUTOM) CA (-AC) FOR ART-NO: VD1062
	2.8 HDi, 2.8 HDi 4x4	04/02-	8140.43S	94	2798	 5PK1100  6PK948  6PK995  6PK995D1  CT1038  CT1038K1  CT1038K2  AP9038  VD1062  MS27	AC ALT, PS, (MANL) ALT, PS, (AUTOM) ALT, (AUTOM) CA CA CA (-AC) FOR ART-NO: VD1062
JUMPER Box / Bus / Platform / Chassis							
2.2 HDi 100	04/06-	4HV (P22DTE)	74	2198	 4PK922 ELAST  4PK922 ELAST T1  6PK1670  6PK873 ELAST  6PK873 ELAST T1  AP9048	PS PS, (AC) ALT, (AC) ALT, (-AC) ALT, PS, (-AC), 2 BELTS	
2.2 HDi 120	04/06-	4HU (P22DTE)	88	2198	 4PK922 ELAST  4PK922 ELAST T1  6PK1670  6PK873 ELAST  6PK873 ELAST T1  AP9048  VD1098	PS PS, (AC) ALT, (AC) ALT, (-AC) ALT, PS, (-AC), 2 BELTS MTR-CODE: 22DT	
2.2 HDi 130	07/11-	4HH (P22DTE)	96	2198	 AP9048		
3.0 HDi 155, 3.0 HDi 160	09/06-	F1CE0481D (F30DT)	115- 116	2999	 4PK1102 ELAST  6PK1165  AP9074  VD1121	AC ALT	
JUMPY (U6U, BS_, BT_, BY_, BZ_, BU_, BV_, BW_, BX_)							
1.6 i	10/95-	220 A2.000, 1580 SPI	58	1581	 AVX10X675  4PK900  6PK890  6PK923  CT605  CT605K1	PS ALT, (AC) ALT AC CA CA	
1.9 D 70	04/98-	WJZ (DW8)	51	1868	 6PK1045  6PK1045K3  6PK1390  6PK1390K1	ALT, (-PS), (AC), MTR-CODE: DW8 ALT, (-PS), (AC), MTR-CODE: DW8 ALT, (PS), (-AC), ⇨ORG-NO 08374, MTR-CODE: DW8 ALT, (PS), (-AC), MTR-CODE: DW8, ⇨ORG-NO 08374	









































































					ContiTech	
CITROËN						
JUMPY (U6U, BS_, BT_, BY_, BZ_, BU_, BV_, BW_, BX_) 						
					 6PK1440 ALT, (PS), (-AC), ORG-NO 08375⇒, MTR-CODE: DW8, 10/1999⇒, (Jumpy, Dispatch)  6PK1440K1 ALT, (PS), (-AC), ORG-NO 08375⇒, MTR-CODE: DW8, 10/1999⇒, (Jumpy, Dispatch)  6PK1750 ALT, (PS), (AC), MTR-CODE: DW8  6PK1750K3 ALT, (PS), (AC), MTR-CODE: DW8  6PK869 ALT, (-PS), (-AC), MTR-CODE: DW8  CT986 CA  CT986K2 CA  CT986WP2 CA, MTR-CODE: DW8  AP9019  AP9023  AP9042  VD1080 (AC), ⇒ORG-NO 10177, MTR-CODE: DW8B  VD1095 (AC), ORG-NO 10178⇒, MTR-CODE: DW8B  VD1097 DW8  VD1097 (-AC), ⇒ORG-NO 09894, MTR-CODE: DW8B  MS02 FOR ART-NO: VD1080, VD1095  MS12 FOR ART-NO: VD1097, ⇒ORG-NO 08147  MS14 FOR ART-NO: VD1097, ORG-NO 08148⇒	
		WJZ (DW8), WJY (DW8B)	51	1868	 6PK1045 ALT, (-PS), (AC), MTR-CODE: DW8  6PK1045K3 ALT, (-PS), (AC), MTR-CODE: DW8  6PK1390 ALT, (PS), (-AC), ⇒ORG-NO 08374, MTR-CODE: DW8  6PK1390K1 ALT, (PS), (-AC), MTR-CODE: DW8, ⇒ORG-NO 08374  6PK1440 ALT, (PS), (-AC), ORG-NO 08375⇒, MTR-CODE: DW8, 10/1999⇒, (Jumpy, Dispatch)  6PK1440K1 ALT, (PS), (-AC), ORG-NO 08375⇒, MTR-CODE: DW8, 10/1999⇒, (Jumpy, Dispatch)  6PK1750 ALT, (PS), (AC), MTR-CODE: DW8  6PK1750K3 ALT, (PS), (AC), MTR-CODE: DW8  6PK869 ALT, (-PS), (-AC), MTR-CODE: DW8  CT986 CA  CT986K2 CA  CT986WP2 CA, MTR-CODE: DW8  AP9019  AP9023  AP9042  VD1080 (AC), ⇒ORG-NO 10177  VD1095 (AC), ORG-NO 10178⇒  VD1097 (-AC), ⇒ORG-NO 09894  MS02 FOR ART-NO: VD1080, VD1095  MS12 FOR ART-NO: VD1097, ⇒ORG-NO 08147  MS14 FOR ART-NO: VD1097, ORG-NO 08148⇒	
1.9 D, 1.9 DT	10/95-08/00	D9B (XUD9A/U)	51-65	1905	 6PK1115 ALT, (AC), (PS)  6PK1165 ALT, (AC), (-PS)  6PK1740 ALT, (AC), (PS)  6PK1740K2 ALT, (AC), (PS)  6PK730 ALT, (AC), (-PS)  CT1061 CA  CT1061K2 CA  CT1061WP1 CA  VD1086  MS01 FOR ART-NO: VD1086	
1.9 TD	10/99-	D8B (XUD9TF)	68	1905	 AVX10X650 VACP  6PK1110 ALT, PS, (-AC)  6PK1165 ALT, AC, (-PS)  6PK1740 ALT, PS, AC  6PK1740K2 ALT, PS, AC  6PK730 ALT, (-PS), (-AC)  CT1061 CA  CT1061K2 CA	

					ContiTech	
---	---	---	---	---	-----------	---

CITROËN

JUMPY (U6U, BS_, BT_, BY_, BZ_, BU_, BV_, BW_, BX_)

					 CT1061WP1  AP9019  AP9023  AP9042  VD1086  MS01	CA, MTR-CODE: XUD9TF FOR ART-NO: VD1086
	10/95-	DHX (XUD9TF/ BTF)	66	1905	 AVX10X650  6PK1110  6PK1165  6PK1740  6PK1740K2  6PK730  CT1061  CT1061K2  CT1061WP1  VD1086  MS01	VACP ALT, PS, (-AC) ALT, AC, (-PS) ALT, PS, AC ALT, PS, AC ALT, PS, AC ALT, (-PS), (-AC) CA CA CA, MTR-CODE: XUD9TF MTR-CODE: XUD9TE FOR ART-NO: VD1086
2.0 HDi 110	03/00-	RHW (DW10ATED4)	80	1997	 6PK1468  6PK1468K1  6PK1740  6PK1740K1  CT1063  CT1063K2  CT1063K3  CT1063WP1  AP9019  AP9023  AP9038  AP9042  VD1080  VD1080  VD1095  MS01  MS02	ALT, (-AC) ALT, (-AC), (Dispatch, Jumpy) ALT, (AC) ALT, (AC) CA, MTR-CODE: DW10ATED4 CA, MTR-CODE: DW10ATED4, ⇨ORG-NO 10010 CA, MTR-CODE: DW10ATED4, ORG-NO 10011⇨ CA, ⇨ORG-NO 10010, MTR-CODE: DW10ATED4 MTR-CODE: DW10ATED DW10ATED4, ⇨ORG-NO 09519 MTR-CODE: DW10ATED4, ORG-NO 09520⇨ FOR ART-NO: VD1080 FOR ART-NO: VD1095
		RHZ (DW10ATED)	80	1997	 6PK1468  6PK1468D1  6PK1468K1  6PK1740  6PK1740D1  6PK1740K1  CT1063  CT1063K2  CT1063K3  CT1063WP1  CT987  CT987K1  CT987K1  CT987K2  CT987K2  CT987WP1  CT987WP1  CT987WP2  CT987WP2  AP9019  AP9023  AP9038	ALT, (-AC) MTR-CODE: DW10ATED, ALT, (-AC) ALT, (-AC), (Dispatch, Jumpy) ALT, (AC) MTR-CODE: DW10ATED, ALT, (AC), ⇨ORG-NO 09519 ALT, (AC) CA, MTR-CODE: DW10ATED4 CA, MTR-CODE: DW10ATED4, ⇨ORG-NO 10010 CA, MTR-CODE: DW10ATED4, ORG-NO 10011⇨ CA, ⇨ORG-NO 10010, MTR-CODE: DW10ATED4 CA, MTR-CODE: DW10ATED, DW10BTED CA, MTR-CODE: DW10ATED, DW10BTED W3, ⇨ORG-NO 08560 CA, MTR-CODE: DW10BTED W4, ⇨ORG-NO 09867 CA, MTR-CODE: DW10BTED W4, ORG-NO 09868⇨ CA, MTR-CODE: DW10ATED, DW10BTED W3, ORG-NO 08561⇨ CA, MTR-CODE: DW10ATED, DW10BTED W3, ⇨ORG-NO 08560 CA, MTR-CODE: DW10BTED W4, ⇨ORG-NO 09867 CA, MTR-CODE: DW10ATED, DW10BTED W3, ORG-NO 08561⇨ CA, MTR-CODE: DW10BTED W4, ORG-NO 09868⇨

					ContiTech	
CITROËN						
JUMPY (U6U, BS_, BT_, BY_, BZ_, BU_, BV_, BW_, BX_) 						
					 AP9042  VD1080  VD1080  VD1095  MS01  MS02	DW10ATED4, ⇨ORG-NO 09519 MTR-CODE: DW10ATED MTR-CODE: DW10ATED4, ORG-NO 09520⇨ FOR ART-NO: VD1080 FOR ART-NO: VD1095
2.0 HDi 95	10/99-	RHX (DW10BTED)	69	1997	 6PK1468  6PK1468D1  6PK1468K1  6PK1740  6PK1740K1  CT987  CT987K1  CT987K1  CT987K2  CT987K2  CT987WP1  CT987WP1  CT987WP2  CT987WP2  AP9023  AP9042  VD1080  VD1095  MS01	ALT, (-AC) MTR-CODE: DW10BTED, ALT, (-AC), ⇨ORG-NO 09519 ALT, (-AC), (Dispatch, Jumpy) ALT, (AC) ALT, (AC) CA, MTR-CODE: DW10ATED, DW10BTED CA, MTR-CODE: DW10ATED, ⇨ORG-NO 08560 CA, MTR-CODE: DW10BTED, ORG-NO 09868⇨ CA, MTR-CODE: DW10ATED, ORG-NO 08561⇨ CA, MTR-CODE: DW10BTED, ⇨ORG-NO 09867 CA, MTR-CODE: DW10BTED, ORG-NO 09868⇨ CA, MTR-CODE: DW10ATED, ⇨ORG-NO 08560 CA, MTR-CODE: DW10ATED, ORG-NO 08561⇨ CA, MTR-CODE: DW10BTED, ⇨ORG-NO 09867  AP9023  AP9042  VD1080  VD1095 ⇨ORG-NO 09519 ORG-NO 09520⇨ FOR ART-NO: VD1080, VD1095
2.0 i 16V	03/00-	RFN (EW10J4)	102	1997	 6PK1190  6PK1710  6PK1710K2  CT1138  CT1138K1  CT1138WP1	ALT, (-AC) ALT, (AC) ALT, (AC), MTR-CODE: RFN, ⇨ORG-NO 10614, ⇨11/2005 CA CA, MTR-CODE: RFN CA, MTR-CODE: RFN
JUMPY / JUMPY Box						
1.6 HDi 90 16V	01/07-	9HU (DV6UTED4)	66	1560	 6PK1352  6PK1710  CT1092  CT1092K1  CT1092WP1  AP9013  AP9019  AP9023  AP9042  VD1096  MS08	ALT, (-AC) ALT, (AC) CA CA CA CA FOR ART-NO: VD1096
1.6 HDi 90 8V	01/07-	9HM (DV6UC), 9HH (DV6DUM)	66	1560	 6PK1352  6PK1710  CT1162  CT1162K1  CT1162WP1  VD1096	ALT, (-AC) ALT, (AC) CA CA CA
2.0 HDi 120	01/07-	RHK (DW10UTED4)	88	1997	 6PK1217  6PK1217K1  CT1091  CT1091K1  CT1091WP1  AP9013  AP9019  AP9023  AP9040	ALT, AC ALT, AC CA, MTR-CODE: DW10UTED4 CA, MTR-CODE: DW10UTED4 CA, MTR-CODE: DW10UTED4  AP9013  AP9019  AP9023  AP9040



ContiTech



CITROËN

JUMPY / JUMPY Box



2.0 HDi 125	07/11-	AHZ (DW10CD)	94	1997	AP9042 6PK1244 CT1140 CT1140K1 AP9019	ALT CA CA
2.0 HDi 140	01/07-	RHR (DW10BTED4)	100	1997	6PK1217 6PK1217K1 6PK1244 CT1091 CT1091K1 CT1091WP1 CT1140 CT1140K1 AP9013 AP9019 AP9023 AP9040 AP9042	ALT, (AC), MTR-CODE: DW10BTED4 ALT, (AC), MTR-CODE: DW10BTED4 ALT, (AC), MTR-CODE: DW10CTED4 CA, MTR-CODE: DW10BTED4 CA, MTR-CODE: DW10BTED4 CA, MTR-CODE: DW10BTED4 CA, MTR-CODE: DW10CTED4 CA, MTR-CODE: DW10CTED4
2.0 i	01/07-	RFH (EW10A)	103	1997	6PK1000 CT1110 CT1110K1	ALT CA CA































































NEMO Box (AA_) / NEMO Estate

1.3 HDi 75	10/10-	FHZ (F13DTE5)	55	1248	6PK1526 6PK1670 AP9035 AP9082	ALT, (AC) ALT, (AC)
1.4	02/08-	KFV (TU3A)	54	1360	6PK1225 6PK1564 6PK1564K1 CT1067 CT1067K1 CT1067WP1 VD1100	ALT, (AC) ALT, (AC) ALT, (AC) CA CA CA
	04/09-	KFV (TU3A), KFT (TU3A)	54	1360	6PK1225 6PK1564 6PK1564K1 CT1067 CT1067K1 CT1067WP1	ALT, (AC) ALT, (AC) ALT, (AC) CA CA CA
1.4 HDi	02/08-	8HS (DV4TED)	50	1398	6PK1352 6PK1710 6PK1710K1 CT1063 CT1063K1 CT1063WP2 AP9019 VD1096 MS08	ALT, (AC) ALT, (AC) ALT, (AC) CA CA CA CA FOR ART-NO: VD1096

SAXO (S0, S1)

1.0 X	05/96-06/03	CDZ (TU9M)	33-37	954	AVX10X710 5PK1030 5PK725 CT1066 CT718 CT718K1 CT718WP1	ALT ALT, AC ALT CA, MTR-NO 3762434⇒ CA, ⇒MTR-NO 3762433 CA CA
1.1 X,SX	05/96-09/03	HDZ (TU1M), HFX (TU1JP)	44	1124	AVX10X710 5PK1030 5PK725 CT1066 CT1066K1	ALT ALT, AC ALT CA, MTR-NO 3762435⇒ CA, MTR-NO 3 762 435⇒































































					ContiTech	
CITROËN						
SAXO (S0, S1)						
					 CT1066WP1  CT718  CT718K1  CT718WP1	CA, MTR-NO 3 762 435⇨ CA, ⇨MTR-NO 3762434 CA, ⇨MTR-NO 3 762 434 CA, ⇨MTR-NO 3 762 434
		HDZ (TU1M)	40	1124	 AVX10X710  5PK1030  5PK725  CT1066  CT1066K1  CT718  CT718K1  CT718WP1	ALT, FOR ALT: 70A ALT, AC ALT, FOR ALT: 80A CA, MTR-NO 3762435⇨ CA, MTR-NO 3 762 435⇨ CA, ⇨MTR-NO 3762434 CA, ⇨MTR-NO 3 762 434 CA, ⇨MTR-NO 3 762 434
1.4 VTS	05/96-06/03	KFX (TU3JP), KFW (TU3JP)	55	1360	 AVX10X710  5PK1030  5PK725  CT1067  CT1067K1  CT1067WP1  CT607  CT607K1  CT607WP1	ALT ALT, PS ALT CA, MTR-NO 3666766⇨ CA, MTR-NO 3666766⇨ CA, MTR-NO 3666766⇨ CA, ⇨MTR-NO 3666765 CA, ⇨MTR-NO 3666765 CA, ⇨MTR-NO 3666765
1.5 D	09/96-04/04	VJZ (TUD5)	42-43	1527	 5PK1030  5PK775  5PK962  CT906  CT906K1  CT906K2  CT906WP1  VD1085  MS15	ALT, AC ALT ALT, PS CA CA, MTR-CODE: TUD5 CA, MTR-CODE: TUD5B CA, MTR-CODE: TUD5 VD1085 FOR ART-NO: VD1085
1.6	02/96-06/03	NFZ (TU5JP)	66	1587	 4PK860  5PK1255  5PK830  5PK880  6PK1453  6PK1560  6PK1564  CT744  CT744K1  CT744WP1	ALT, (XSARA I), MTR-CODE: TU5JP PS, (AC), (XSARA I), MTR-CODE: TU5JP PS, (-AC), ORG-NO 07833⇨, (XSARA I), MTR-CODE: TU5JP PS, (-AC), ⇨ORG-NO 07832, (XSARA I), MTR-CODE: TU5JP ALT, (-AC), (XSARA II), MTR-CODE: TU ALT, (AC), ORG-NO 09156⇨, (XSARA II), MTR-CODE: TU ALT, (AC), ⇨ORG-NO 09155, (XSARA II), MTR-CODE: TU CA CA CA
	02/96-04/04	NFX (TU5JP4)	88	1587	 5PK1054  5PK775  CT1065  CT1065K2	ALT, (AC) ALT, (-AC) CA CA
1.6 VTL,VTR	05/96-06/03	NFZ (TU5JP)	65	1587	 5PK1030  5PK725  CT744  CT744K1  CT744WP1	ALT, AC ALT CA CA CA
XANTIA (X1)						
1.6 i	03/93-01/98	BFZ (XU5JP)	65	1580	 6PK1080  6PK1080K2  CT754  CT754K1  CT754WP1	ALT ALT CA CA CA
1.8 i	03/93-01/98	LFZ (XU7JP)	74	1761	 6PK1080  6PK1080K2	ALT, PS, (-AC) ALT, PS, (-AC)























































CITROËN
































































XANTIA (X1)						
1.8 i 16V	06/95-01/98	LFY (XU7JP4)	81	1761	6PK1660 CT754 CT754K1 CT754WP1	ALT, PS, AC CA CA CA
1.9 D	06/94-01/98	DJZ (XUD9Y), D9B (XUD9A/L)	50-51	1905	6PK1080 6PK1080K2 6PK1660 6PK1660K4 CT955 CT955K1 CT955K2	ALT, (AC) ALT, (AC), ⇨ORG-NO 07904 ALT, (AC) ALT, (AC), FOR ALT: 90A CA CA, ⇨ORG-NO 8469 CA, ORG-NO 8470⇨
1.9 Turbo D	10/94-01/98	DHX (XUD9TF/ BTF), DHY (XUD9TE/Y)	66	1905	6PK1100 6PK1130 6PK1698 6PK1710 6PK1725 6PK1740 CT1061 CT1061K2 CT1061WP1 VD1086 MS01	ALT, (AC), 07/1995⇨, ORG-NO 6809⇨ ALT, (AC), ⇨06/1995, ⇨ORG-NO 6808 ALT, (AC), ⇨ORG-NO 07358, (SANDEN) ALT, (AC), ⇨ORG-NO 07358, (HARRISSON) ALT, (AC), ORG-NO 06809⇨, (SANDEN) ALT, (AC), ORG-NO 06809⇨, (HARRISSON) CA CA CA, ORG-NO 06265⇨ MTR-CODE: XUD9A FOR ART-NO: VD1086
2.0 i	03/93-01/98	RFX (XU10J2C)	89	1998	6PK1100 6PK1130 6PK1698 6PK1710 6PK1725 6PK1740 CT1061 CT1061K2 CT1061WP1 VD1086 MS01	ALT, (AC), 07/1995⇨, ORG-NO 6809⇨ ALT, (AC), ⇨06/1995, ⇨ORG-NO 6808 ALT, (AC), ⇨ORG-NO 07358, (SANDEN) ALT, (AC), ⇨ORG-NO 07358, (HARRISSON) ALT, (AC), ORG-NO 06809⇨, (SANDEN) ALT, (AC), ORG-NO 06809⇨, (HARRISSON) CA CA CA, ORG-NO 06265⇨ MTR-CODE: XUD9TE FOR ART-NO: VD1086
2.1 Turbo D 12V	06/95-01/98	P8C (XUD11BTE)	80	2088	6PK1080 6PK1080K2 6PK1660 CT754 CT754K1	ALT ALT ALT, AC CA CA
2.0 i	03/93-01/98	RFX (XU10J2C)	89	1998	6PK1130 6PK1705 CT772 CT772K1 CT772WP1 VD1088 MS01	ALT ALT, AC CA CA CA FOR ART-NO: VD1088
XANTIA (X2)						
1.8 i 16V	01/98-04/03	LFY (XU7JP4)	81	1761	6PK1080 6PK1080K2 6PK1660 6PK1660K4 CT955 CT955K1 CT955K2	ALT, (AC) ALT, (AC), ⇨ORG-NO 07904, ⇨06/1998 ALT, (AC) ALT, (AC), FOR ALT: 90A CA CA, ⇨ORG-NO 8469 CA, ORG-NO 8470⇨
1.9 Turbo D	01/98-04/03	DHX (XUD9TF/ BTF), DHY (XUD9TE/Y)	66	1905	6PK1110 6PK1733 CT1061 CT1061K2 VD1086 MS01	ALT, (AC) ALT, (AC) CA CA MTR-CODE: XUD9TE FOR ART-NO: VD1086
2.0 HDI 90, 2.0 HDI 109	02/99-04/03	RHY (DW10TD), RHZ (DW10ATED)	66-80	1997	6PK1453 6PK1740	ALT, (AC) ALT, (AC), (SANDEN)

					ContiTech	
CITROËN						
XANTIA (X2) 					 6PK1740D1  6PK1750  6PK1750D2  6PK1750K1  CT987  CT987K1  CT987WP1  AP9038  VD1080  MS01	ALT, (AC), (SANDEN) ALT, (AC), (DELPHI) ALT, (AC), (DELPHI) ALT, (AC), (DELPHI) CA CA CA CA FOR ART-NO: VD1080
XANTIA Break (X2) 2.0 HDi 109	02/99-04/03	RHZ (DW10ATED)	80	1997	 6PK1453  6PK1740  6PK1740D1  6PK1750  6PK1750D2  6PK1750K1  CT987  CT987K1  CT987WP1  AP9038  VD1080  MS01	ALT, (AC) ALT, (AC), (SANDEN) ALT, (AC), (SANDEN) ALT, (AC), (DELPHI) ALT, (AC), (DELPHI) ALT, (AC), (DELPHI) CA CA CA CA FOR ART-NO: VD1080
XSARA (N0, N1, N2, N68) 1.4 HDi	01/03-08/05	8HX (DV4TD)	50	1398	 6PK1345  6PK1345K1  6PK1705K2  6PK1710  CT1063  CT1063K1  CT1063WP2  VD1094  MS08	ALT, (AC) ALT, (AC) ALT, (AC) ALT, (AC) CA CA CA FOR ART-NO: VD1094
1.4 i	04/97-08/05	KFX (TU3JP), KFW (TU3JP)	55	1360	 4PK860  5PK1255  5PK830  5PK880  6PK1453  6PK1453K1  6PK1560  6PK1564  6PK1564K1  6PK1564K2  CT1067  CT1067K1  CT1067WP1  CT607  CT607K1  CT607WP1  VD1100	ALT, (XSARA I), MTR-CODE: TU5JP PS, (AC), (XSARA I), MTR-CODE: TU5JP PS, (-AC), ORG-NO 07833⇒, (XSARA I), MTR-CODE: TU5JP PS, (-AC), ⇒ORG-NO 07832, (XSARA I), MTR-CODE: TU5JP ALT, (-AC), (XSARA II), MTR-CODE: TU, 09/2000⇒ ALT, (-AC), (XSARA II), MTR-CODE: TU, 09/2000⇒ ALT, (AC), ORG-NO 09156⇒, (XSARA II), MTR-CODE: TU ALT, (AC), (XSARA II), MTR-CODE: TU ALT, (AC), ORG-NO 09156⇒, (XSARA II), MTR-CODE: TU ALT, (AC), ⇒ORG-NO 09155, (XSARA II), MTR-CODE: TU CA, MTR-NO 3666766⇒ CA, MTR-NO 3666766⇒ CA, MTR-NO 3666766⇒ CA, ⇒MTR-NO 3666765 CA, ⇒MTR-NO 3666765 CA, ⇒MTR-NO 3666765 ALT, (AC), MTR-CODE: TU5JP, TU5JP4 ALT, (AC), MTR-CODE: TU5JP, TU5JP4 ALT, (AC), ORG-NO 09163⇒, ⇒ORG-NO 10555, MTR-CODE: TU5JP ALT, (AC), MTR-CODE: TU5JP4 ALT, (AC), ⇒ORG-NO 09162, MTR-CODE: TU5JP
1.6	12/99-	NFZ (TU5JP)	65	1587	 6PK1453  6PK1453K1  6PK1560  6PK1564  6PK1564	ALT, (AC), MTR-CODE: TU5JP, TU5JP4 ALT, (AC), MTR-CODE: TU5JP, TU5JP4 ALT, (AC), ORG-NO 09163⇒, ⇒ORG-NO 10555, MTR-CODE: TU5JP ALT, (AC), MTR-CODE: TU5JP4 ALT, (AC), ⇒ORG-NO 09162, MTR-CODE: TU5JP

					ContiTech	
---	---	---	---	---	-----------	---




























































CITROËN




































































XSARA (N0, N1, N2, N68) ↩						
					 6PK1564  6PK1564K2  6PK1564K2  6PK1564K2  CT744  CT744K1  CT744WP1  VD1100	ALT, (AC), ORG-NO 10556↔, MTR-CODE: TU5JP ALT, (AC), MTR-CODE: TU5JP4 ALT, (AC), ORG-NO 10556↔, MTR-CODE: TU5JP ALT, (AC), ↔ORG-NO 09162, MTR-CODE: TU5JP CA CA CA (MANL)
		NFV (TU5JP)	70	1587	 6PK1453  6PK1453K1  6PK1560  6PK1560K1  6PK1564  6PK1564  6PK1564  6PK1564K2  6PK1564K2  6PK1564K2  CT744  CT744K1  CT744WP1  VD1100	ALT, (AC), MTR-CODE: TU5JP, TU5JP4 ALT, (AC), MTR-CODE: TU5JP, TU5JP4 ALT, (AC), ORG-NO 09163↔, ↔ORG-NO 10555, MTR-CODE: TU5JP ALT, (AC), ORG-NO 09163↔, ↔ORG-NO 10555, MTR-CODE: TU5JP ALT, (AC), MTR-CODE: TU5JP4 ALT, (AC), ↔ORG-NO 09162, MTR-CODE: TU5JP ALT, (AC), ORG-NO 10556↔, MTR-CODE: TU5JP ALT, (AC), ↔ORG-NO 09162, MTR-CODE: TU5JP CA CA CA (MANL)
1.6 16V	09/00-03/05	NFU (TU5JP4)	80	1587	 4PK860  5PK1255  5PK830  5PK880  6PK1453  6PK1453K1  6PK1560  6PK1564  6PK1564K1  6PK1564K2  CT1065  CT1065K1  CT1065K3  CT1065WP1  CT1065WP2  VD1100	ALT, (XSARA I), MTR-CODE: TU5JP PS, (AC), (XSARA I), MTR-CODE: TU5JP PS, (AC), ORG-NO 07833↔, (XSARA I), MTR-CODE: TU5JP PS, (AC), ↔ORG-NO 07832, (XSARA I), MTR-CODE: TU5JP ALT, (AC), (XSARA II), MTR-CODE: TU ALT, (AC), (XSARA II), MTR-CODE: TU ALT, (AC), ORG-NO 09156↔, (XSARA II), MTR-CODE: TU ALT, (AC), ↔ORG-NO 09155, (XSARA II), MTR-CODE: TU ALT, (AC), ORG-NO 09156↔, (XSARA II), MTR-CODE: TU ALT, (AC), ↔ORG-NO 09155, (XSARA II), MTR-CODE: TU CA CA, MTR-CODE: TU5JP4, ↔MTR-NO 1806404 CA, MTR-CODE: TU5JP4, MTR-NO 1806405↔ MTR-CODE: TU5JP4, CA, ↔MTR-NO 1806404 MTR-CODE: TU5JP4, CA, MTR-NO 1806405↔
	09/05-	NFU (TU5JP4)	80	1587	 6PK1453  6PK1453K1  6PK1560  6PK1564  6PK1564  6PK1564  6PK1564K1  6PK1564K1  6PK1564K1  CT1065  CT1065K3  CT1065WP2  CT744  CT744K1	ALT, (AC), MTR-CODE: TU5JP, TU5JP4 ALT, (AC), MTR-CODE: TU5JP, TU5JP4 ALT, (AC), ORG-NO 09163↔, ↔ORG-NO 10555, MTR-CODE: TU5JP ALT, (AC), ↔ORG-NO 09162, MTR-CODE: TU5JP ALT, (AC), MTR-CODE: TU5JP4 ALT, (AC), ORG-NO 10556↔, MTR-CODE: TU5JP ALT, (AC), ↔ORG-NO 09162, MTR-CODE: TU5JP ALT, (AC), ↔ORG-NO 09162, MTR-CODE: TU5JP CA, MTR-CODE: TU5JP4 CA, MTR-CODE: TU5JP4 MTR-CODE: TU5JP4, CA CA, MTR-CODE: TU5JP CA, MTR-CODE: TU5JP

					ContiTech	
CITROËN						
XSARA (N0, N1, N2, N68)						
 1.6 Chrono	04/01-10/04		74	1587	 VD1100	(MANL)
					 6PK1453	ALT, (-AC)
					 6PK1453K1	ALT, (-AC)
					 6PK1560	ALT, (AC), ORG-NO 09163⇒, 12/2001⇒
					 6PK1560K1	ALT, (AC), ORG-NO 09163⇒, 12/2001⇒
					 6PK1564	ALT, (AC), ORG-NO 09162⇒, ⇒12/2001
					 6PK1564K2	ALT, (AC), ⇒ORG-NO 09162, ⇒12/2001
					 CT744	CA
					 CT744K1	CA
					 CT744WP1	CA
1.6 HDi	05/04-	9HZ (DV6TED4), 9HY (DV6TED4)	80	1560	 VD1100	
					 6PK1345	ALT, (-AC)
					 6PK1345K1	ALT, (-AC)
					 6PK1705	ALT, (AC)
					 6PK1705K2	ALT, (AC)
					 CT1092	CA
					 CT1092K1	CA
					 CT1092WP1	CA
					 AP9013	
					 AP9019	
					 AP9023	
					 AP9042	
					 VD1094	⇒ORG-NO 10569
					 VD1096	ORG-NO 10570⇒
					 MS08	FOR ART-NO: VD1094, VD1096
	09/05-	9HX (DV6ATED4)	66	1560	 6PK1345	ALT, (-AC)
					 6PK1345K1	ALT, (-AC)
					 6PK1710	ALT, (AC)
					 6PK1710K1	ALT, (AC)
					 CT1092	CA
					 CT1092K1	CA
					 CT1092WP1	CA
					 AP9013	
					 AP9019	
					 AP9023	
1.6 i	04/97-09/00	NFZ (TU5JP)	65	1587	 VD1096	
					 MS08	FOR ART-NO: VD1096
					 4PK860	ALT, (XSARA I), MTR-CODE: TU5JP
					 5PK1255	PS, (AC), (XSARA I), MTR-CODE: TU5JP
					 5PK830	PS, (AC), ORG-NO 07833⇒, (XSARA I), MTR-CODE: TU5JP
					 5PK880	PS, (-AC), ⇒ORG-NO 07832, (XSARA I), MTR-CODE: TU5JP
					 6PK1453	ALT, (-AC), (XSARA II), MTR-CODE: TU
					 6PK1560	ALT, (AC), ORG-NO 09156⇒, (XSARA II), MTR-CODE: TU
					 6PK1564	ALT, (AC), ⇒ORG-NO 09155, (XSARA II), MTR-CODE: TU
					 CT744	CA
1.8 16V	02/00-	6FZ (EW7 J4)	85	1749	 CT744K1	CA
					 CT744WP1	CA
					 6PK1200	ALT, (-AC)
					 6PK1725	ALT, (AC)
					 6PK1725K2	ALT, (AC)
1.8 i	04/97-09/00	LFX (XU7JB)	66	1761	 CT1138	CA, MTR-CODE: 6FZ (EW7 J4)
					 CT1138K1	CA, MTR-CODE: 6FZ
					 CT1138WP1	CA, MTR-CODE: 6FZ
					 6PK1070	ALT, FOR ALT: 70A, FOR ALT: 80A
					 6PK1080	ALT, FOR ALT: 90A
					 6PK1080K2	ALT, FOR ALT: 90A, ⇒ORG-NO 07904, ⇒06/1998



























































					ContiTech	
---	---	---	---	---	-----------	---


CITROËN

XSARA (N0, N1, N2, N68)					
					 6PK1660 ALT, AC
					 6PK1660K4 ALT, AC
					 CT754 CA
					 CT754K1 CA
					 CT754WP1 CA
1.8 i 16V	04/97-09/00	LFY (XU7JP4)	81	1761	 6PK1080 ALT
					 6PK1080K2 ALT, ⇨ORG-NO 07904, ⇨06/1998
					 6PK1660 ALT, AC
					 6PK1660K4 ALT, AC, FOR ALT: 90A
					 CT955 CA
					 CT955K1 CA, ⇨ORG-NO 8469
					 CT955K2 CA, ORG-NO 8470⇨
1.8 i Aut.	04/97-09/00	LFZ (XU7JP)	74	1761	 6PK1070 ALT, FOR ALT: 70A, FOR ALT: 80A
					 6PK1080 ALT, FOR ALT: 90A
					 6PK1080K2 ALT, FOR ALT: 90A, ⇨ORG-NO 07904, ⇨06/1998
					 6PK1660 ALT, AC
					 CT754 CA
					 CT754K1 CA
					 CT754WP1 CA
1.9 D	07/98-08/05	WJZ (DW8), WJY (DW8B)	51	1868	 6PK1045 ALT, (-PS), (AC), MTR-CODE: DW8
					 6PK1045K3 ALT, (-PS), (AC), MTR-CODE: DW8
					 6PK1390 ALT, (PS), (-AC), ⇨ORG-NO 08374, MTR-CODE: DW8
					 6PK1390K1 ALT, (-AC), (PS), MTR-CODE: DW8, ⇨ORG-NO 08374
					 6PK1440 ALT, (-AC), MTR-CODE: DW8B
					 6PK1440 ALT, (PS), (-AC), ORG-NO 08375⇨, MTR-CODE: DW8
					 6PK1440K1 ALT, (-AC), MTR-CODE: DW8B
					 6PK1440K1 ALT, (PS), (-AC), ORG-NO 08375⇨, MTR-CODE: DW8
					 6PK1680 ALT, (AC), ORG-NO 09478⇨, MTR-CODE: DW8B
					 6PK1740 ALT, (AC), ⇨ORG-NO 09477, MTR-CODE: DW8B
					 6PK1750 ALT, (PS), (AC), MTR-CODE: DW8
					 6PK1750K3 ALT, (PS), (AC), MTR-CODE: DW8
					 6PK869 ALT, (-PS), (-AC), MTR-CODE: DW8
					 CT986 CA
					 CT986K2 CA
					 CT986WP2 CA, MTR-CODE: DW8
					 VD1080 (AC), MTR-CODE: DW8B, ORG-NO 09520⇨
					 VD1097 MTR-CODE: DW8
					 VD1097 (AC), MTR-CODE: DW8B, ⇨ORG-NO 09519
					 MS02 FOR ART-NO: VD1080
					 MS12 FOR ART-NO: VD1097, ⇨ORG-NO 08147, MTR-CODE: DW8
					 MS14 FOR ART-NO: VD1097, ORG-NO 08148⇨, MTR-CODE: DW8
					 MS14 FOR ART-NO: VD1097, MTR-CODE: DW8B
	10/97-09/00	DJY (XUD9A)	50	1905	 6PK1130 ALT, (PS), (-AC)
					 6PK1740 ALT, (PS), (AC)
					 6PK1740K2 ALT, (PS), (AC)
					 6PK730 ALT, (-PS), (-AC)
					 CT1061 CA
					 CT1061K2 CA
					 CT1061WP1 ⇨09/1998, CA
					 VD1086 MTR-CODE: XUD9A
	01/98-09/00	DHV (XUD9BSD)	55	1905	 MS01 FOR ART-NO: VD1086
					 6PK1130 ALT, (PS), (-AC)
					 6PK1740 ALT, (PS), (AC)
					 6PK1740K2 ALT, (PS), (AC)
					 6PK730 ALT, (-PS), (-AC)
					 CT1061 CA
 CT1061K2 CA					
 CT1061WP3 CA					
 VD1086					





































					ContiTech	
CITROËN						
XSARA (N0, N1, N2, N68)						
1.9 TD	04/97-09/00	DHY (XUD9TE/Y)	66	1905	 MS01	FOR ART-NO: VD1086
					 6PK1130	ALT, (PS), (-AC)
					 6PK1740	ALT, (PS), (AC)
					 6PK1740K2	ALT, (PS), (AC)
					 6PK730	ALT, (-PS), (-AC)
					 CT1061	CA
					 CT1061K2	CA
2.0 16V	01/03-	RFN (EW10J4)	100	1997	 CT1061WP1	CA
					 VD1086	MTR-CODE: XUD9TE
					 MS01	FOR ART-NO: VD1086
					 6PK1200	ALT, (-AC)
					 6PK1725	ALT, (AC)
					 6PK1725K2	ALT, (AC), ⇨04/2007
					 CT1138	CA
2.0 HDi	12/99-	RHY (DW10TD)	66	1997	 CT1138K1	CA
					 CT1138WP1	CA
					 6PK1468	ALT, (-AC)
					 6PK1468D1	ALT, (-AC), (MANL)
					 6PK1468K1	ALT, (-AC)
					 6PK1740	ALT, (AC)
					 6PK1740D1	ALT, (AC), (MANL)
2.0 HDi 109	05/01-08/05	RHZ (DW10ATED)	80	1997	 6PK1740K1	ALT, (AC), ⇨04/2006, ⇨ORG-NO 10767
					 6PK1740K3	ALT, (AC), 05/2006⇨, ORG-NO 10768⇨
					 CT987	CA
					 CT987K1	CA, ⇨ORG-NO 8735
					 CT987K2	CA, ORG-NO 8736⇨
					 CT987WP1	CA, ⇨ORG-NO 8735
					 CT987WP2	CA, ORG-NO 8736⇨
2.0 HDi 90	02/99-08/05	RHY (DW10TD)	66	1997	 AP9019	
					 AP9023	
					 AP9038	
					 AP9042	
					 VD1080	
					 MS01	FOR ART-NO: VD1080
					 6PK1468	ALT, (-AC)
2.0 HDi 90	02/99-08/05	RHY (DW10TD)	66	1997	 6PK1468D1	ALT, (-AC)
					 6PK1468K1	ALT, (-AC)
					 6PK1740	ALT, (AC)
					 6PK1740D1	ALT, (AC)
					 6PK1740K1	ALT, (AC)
					 CT987	CA
					 CT987K1	CA, ⇨ORG-NO 08735
2.0 HDi 90	02/99-08/05	RHY (DW10TD)	66	1997	 CT987K2	CA, ORG-NO 08736⇨
					 CT987WP1	CA, ⇨ORG-NO 08735
					 CT987WP2	CA, ORG-NO 08736⇨
					 AP9038	
					 VD1080	
					 MS02	FOR ART-NO: VD1080
					 6PK1468	ALT, (-AC)
2.0 HDi 90	02/99-08/05	RHY (DW10TD)	66	1997	 6PK1468D1	ALT, (-AC)
					 6PK1468K1	ALT, (-AC)
					 6PK1740	ALT, (AC), (XSARA II)
					 6PK1740D1	ALT, (AC), (XSARA II)
					 6PK1740K1	ALT, (AC), (XSARA II)
					 6PK1750	ALT, (AC), (XSARA I)
					 6PK1750D2	ALT, (AC), (XSARA I)
2.0 HDi 90	02/99-08/05	RHY (DW10TD)	66	1997	 CT987	CA
					 CT987K1	CA, ⇨ORG-NO 08735
					 CT987K2	CA, ORG-NO 08736⇨
					 CT987WP1	CA, ⇨ORG-NO 08735
					 CT987WP2	CA, ORG-NO 08736⇨

					ContiTech	
---	---	---	---	---	-----------	---


















CITROËN						
XSARA (N0, N1, N2, N68)						
					 AP9038  VD1080  MS01	FOR ART-NO: VD1080
ZX (N2) / ZX Break (N2)						
1.4 i	10/93-10/97	KDX (TU3M/Z), KDY (TU3M), KFX (TU3JP)	55	1360	 AVX10X710  4PK815  4PK860  4PK860  5PK1255  5PK813  5PK884  CT607  CT607K1  CT607WP1	ALT, (-AC) AC, (-PS), ⇨ORG-NO 5713 ALT, (PS), (AC), ⇨ORG-NO 05653 ALT, (-PS), (AC), ORG-NO 05654⇨ PS, (AC) AC, (-PS), ORG-NO 5714⇨ PS, (-AC) CA, MTR-CODE: TU3M, TU3MC, TU3-2, TU3JP CA, MTR-CODE: TU3M, TU3MC, TU3-2, TU3JP CA, MTR-CODE: TU3M, TU3MC, TU3-2, TU3JP
1.4, 1.4 i	03/91-06/97	KDZ (TU3M/Z), KDX (TU3M/Z), KFX (TU3JP)	55	1360	 AVX10X710  4PK810  4PK860  4PK860  5PK1255  5PK813  5PK884  CT607  CT607K1  CT607WP1	ALT, (AC) AC, (-PS), ⇨ORG-NO 5713 ALT, (-PS), (AC), ORG-NO 05654⇨ ALT, (PS), (AC), ⇨ORG-NO 05653 PS, (AC) AC, (-PS), ORG-NO 5714⇨ PS, (-AC) CA, MTR-CODE: TU3M, TU3MC, TU3-2, TU3JP CA, MTR-CODE: TU3M, TU3MC, TU3-2, TU3JP CA, MTR-CODE: TU3M, TU3MC, TU3-2, TU3JP
1.6 i	03/91-06/97	BDY (XU5M), BFZ (XU5JP)	65	1580	 4PK698  4PK841  4PK954  6PK1070  6PK1080  6PK1080K2  6PK1095  6PK1660  6PK698  CT525  CT525K1  CT754  CT754K1  CT754WP1	ALT, (-PS), (AC), ⇨06/1994 AC ALT, (PS), (AC), ⇨06/1994 ALT, (PS), (-AC), FOR ALT: 70,8A ALT, (PS), (-AC), FOR ALT: 90A ALT, (PS), (-AC), FOR ALT: 90A ALT, (-PS), (AC), 07/1994⇨ ALT, (PS), (AC), 07/1994⇨ ALT, (-PS), (-AC), 07/1994⇨ CA, ⇨ORG-NO 5545 CA, ⇨01/1992 CA, ORG-NO 5546⇨ CA, 01/1992⇨ CA, ORG-NO 5546⇨, 02/1992⇨
1.8	07/94-10/97	LFZ (XU7JP)	76	1761	 6PK1070  6PK1080  6PK1080K2  6PK1100  6PK1660  6PK698  CT754  CT754K1	ALT, (PS), (-AC), FOR ALT: 70A, FOR ALT: 80A ALT, (PS), (-AC), FOR ALT: 90A ALT, (PS), (-AC), FOR ALT: 90A ALT, (-PS), (AC) ALT, (PS), (AC) ALT, (-PS), (-AC) CA CA
1.9 D	03/91-06/97	DJZ (XUD9Y)	47	1905	 AVX10X650  6PK1125  6PK1125  6PK1145  6PK1145K2  6PK1165  6PK1698  6PK1740  6PK1740K2  6PK730  CT1061  CT1061K1	VACP 03/1996⇨, ORG-NO 07056⇨ ALT, PS, (-AC), ⇨02/1993, ⇨ORG-NO 05956 ALT, PS, (-AC), ORG-NO 05957⇨, 03/1993⇨, ⇨ORG-NO 07055, ⇨02/1996 ALT, PS, (-AC), ORG-NO 05957⇨, 03/1993⇨, ⇨ORG-NO 07055, ⇨02/1996 ALT, AC, (-PS) ALT, PS, AC, ⇨12/1994, ⇨ORG-NO 06628 ALT, PS, AC, 01/1995⇨, ORG-NO 06629⇨ ALT, PS, AC, 01/1995⇨, ORG-NO 06629⇨ ALT, (-PS), (-AC) CA CA, ⇨12/1993, ⇨ORG-NO 06264



































































					ContiTech	
---	---	---	---	---	-----------	---


































































CITROËN

ZX (N2) / ZX Break (N2)						
					 CT1061K2  CT1061WP1  CT1061WP2  CT1061WP3  VD1086  MS01	CA, 03/1994⇒, ORG-NO 06265⇒ CA, ORG-NO 06265⇒, ⇒ORG-NO 07389 CA, ⇒ORG-NO 06170 CA, ORG-NO 07390⇒ FOR ART-NO: VD1086
	07/93-06/97	D9B (XUD9A/U), DJY (XUD9A)	50	1905	 AVX10X650  6PK1125  6PK1145  6PK1145K2  6PK1165  6PK1698  6PK1740  6PK1740K2  6PK730  CT1061  CT1061K2  CT1061WP1  CT1061WP3  VD1086  MS01	VACP ALT, PS, (-AC), 03/1996⇒, ORG-NO 07056⇒ ALT, PS, (-AC), ⇒ORG-NO 07055, ⇒02/1996 ALT, PS, (-AC), ⇒ORG-NO 07055, ⇒02/1996 ALT, AC, (-PS) ALT, PS, AC, ⇒12/1994, ⇒ORG-NO 06628 ALT, PS, AC, 01/1995⇒, ORG-NO 06629⇒ ALT, PS, AC, 01/1995⇒, ORG-NO 06629⇒ ALT, (-PS), (-AC) CA CA CA, MTR-CODE: XUD9A, ORG-NO 06171⇒, ⇒ORG-NO 07389 CA, ORG-NO 07390⇒ FOR ART-NO: VD1086
1.9 DT	07/94-10/97		65	1905	 AVX10X650  6PK1125  6PK1145  6PK1145K2  6PK1165  6PK1698  6PK1740  6PK1740K2  6PK730  CT1061  CT1061K2  CT1061WP1  CT1061WP3  VD1086  MS01	VACP ALT, (PS), (-AC), 06/1995⇒, ORG-NO 06779⇒ ALT, (PS), (-AC), ⇒ORG-NO 06778, ⇒04/1995 ALT, (PS), (-AC), ⇒ORG-NO 06778, ⇒05/1995 ALT, (-PS), (AC) ALT, (PS), (AC), ⇒01/1995, ⇒ORG-NO 06628 ALT, (PS), (AC), 01/1995⇒, ORG-NO 06629⇒ ALT, (PS), (AC), 01/1995⇒, ORG-NO 06629⇒ ALT, (-PS), (-AC) CA CA CA, ⇒01/1997 CA, 02/1997⇒ FOR ART-NO: VD1086
































































DACIA



















































1210						
1.2	06/83-12/94	103-00	36	1185	 AVX10X1225	ALT
1310 Estate						
1.4	01/95-07/04		46	1397	 AVX10X1225	ALT
1310 Saloon (U, X)						
1.4 Classic	01/95-07/04		46	1397	 AVX10X1225	ALT, ⇒11/2005
1410 Estate						
1.4	09/85-12/98	102-00	48	1397	 AVX10X1175	ALT
1410 Saloon						
1.4	09/85-12/98	102-00	48	1397	 AVX10X1175	ALT
DOKKER / DOKKER Express						
1.2 TCe, 1.2 TCe 115	11/12-	H5F 402	84-85	1197-1198	 7PK1605  AP9047	ALT, ⇒01/2014
1.5 dCi	11/12-	K9K 612	55-66	1461	 6PK1130	ALT, (-AC)
					 6PK1130K1	ALT, (AC), MTR-CODE: K9K 612
					 6PK1200	ALT, (AC)
					 CT1184	CA
					 CT1184K1	CA
					 AP9025	
1.6	11/12-	K7M 812, K7M 828	61	1598	 AP9066	
					 VD1113	
					 5PK1110	ALT, (-AC)
					 6PK1200	ALT, (AC), (ELECTR PS)

						ContiTech	
DACIA							
DOKKER / DOKKER Express							
						6PK1200	ALT, (AC), (-PS)
						CT988	CA
						CT988K3	CA
						AP9066	
1.6, 1.6 LPG	12/12-	K7M 812, K7M 828	61	1598		5PK1110	ALT, (-AC)
						6PK1200	ALT, (AC), (-PS)
						6PK1200	ALT, (AC), (ELECTR PS)
						CT988	CA
						CT988K3	CA
DUSTER / DUSTER Box							
1.2 TCe 125	10/13-	H5F 404	92	1197		7PK1605	ALT, ⇨01/2014
1.5 dCi	04/10-	K9K 796, K9K 830	63	1461		6PK1130	ALT, (-AC)
						6PK1200	ALT, (AC)
						CT1035	CA
						CT1035K2	CA
						CT1035WP3	CA
						AP9025	
						VD1113	
	08/13-	K9K 856	80	1461		6PK1200	ALT
						6PK1200K1	ALT
						CT1035	CA
						CT1035K2	CA
						CT1035WP4	CA
						AP9025	
						AP9066	
						VD1113	
	10/10-	K9K 892, K9K 884	66	1461		6PK1130	ALT, (-AC)
						6PK1200	ALT, (AC)
						CT1035	CA
						CT1035K2	CA
						CT1035WP4	CA
						AP9025	
						VD1113	
1.5 dCi 4x4	04/13-	K9K 858	80	1461		6PK1130	ALT, (-PS), (-AC)
						6PK1200	ALT, (AC)
						6PK1200	ALT, (PS), (-AC)
						6PK1200K1	ALT, (AC)
						6PK1200K1	ALT, (PS), (-AC)
						CT1035	CA
						CT1035K2	CA
						CT1035WP3	CA
						AP9025	
						AP9066	
1.5 dCi, 1.5 dCi 4x4	06/10-	K9K 884, K9K 894, K9K 896, K9K 898	66-81	1461		6PK1200	ALT, (AC)
						6PK1200K1	ALT, (AC)
						CT1035	CA
						CT1035K2	CA
						CT1035WP4	CA
						AP9025	
						VD1113	11/2010⇨
1.6 16V	04/10-	K4M 690, K4M 696	77	1598		6PK1130K1	ALT, (AC), MTR-CODE: K4M 690
						6PK1200	ALT, (AC)
						CT1179	CA
						CT1179K1	CA
						CT1179K3	CA
						CT1179WP1	CA
						CT1179WP3	CA
						AP9066	
						VD1113	
1.6 16V 4x4	06/10-	K4M 606	77	1598		6PK1200	ALT, (-AC)
						6PK1200K1	ALT, (-AC)

					ContiTech	
DACIA						
DUSTER / DUSTER Box						
					 CT1179  CT1179K1  CT1179K3  CT1179WP1  CT1179WP3  AP9066  VD1113	CA, OE-NO 8200897100 CA, OE-NO BELT 8200897100 CA, OE-NO BELT 8200897100 CA, OE-NO BELT 8200897100 CA, OE-NO BELT 8200897100
1.6 16V LPG	04/11-	K4M 696	77	1598	 6PK1200  6PK1200K1  CT1179  CT1179K1  CT1179K3  CT1179WP1  CT1179WP3  AP9025  AP9066  VD1113	ALT, (AC) ALT, (AC) CA, OE-NO 8200897100 CA, OE-NO BELT 8200897100 CA CA, OE-NO BELT 8200897100 CA
LOGGY						
1.2 TCe	03/12-	H5F 402	85	1197	 7PK1605  AP9047	ALT, ⇨01/2014
1.5 dCi	03/12-	K9K 612	66	1461	 6PK1130  6PK1130K1  6PK1200  CT1184  CT1184K1  AP9025  AP9066  VD1113	ALT, (AC) ALT, (AC), MTR-CODE: K9K 612 ALT, (AC) CA CA
	01/13-	K9K 846	79	1461	 6PK1200  CT1035  CT1035K2  CT1035WP4  AP9066  VD1113	ALT, (AC) CA CA CA
1.6, 1.6 LPG	03/12-	K7M 812, K7M 828	61	1598	 5PK1110  6PK1200  6PK1200K1  CT988  CT988K3  AP9066	ALT, (AC) ALT, (AC), (ELECTR PS) ALT, (AC) CA CA
LOGAN (LS, KS)						
1.2 16V	02/06-	D4F 732	55	1149	 3PK740  3PK750  4PK1538  4PK905  4PK925  4PK925K1  CT1045  CT1045K1  CT1045WP1  MS45	ALT, NO COLD COUNTRIES, ⇨09/2012 ALT, COLD COUNTRIES, ⇨09/2012 AC, (PS), ⇨09/2012 PS, (AC), ⇨09/2012 AC, (PS), ⇨09/2012 AC, (PS), ⇨09/2012 CA CA CA
1.4	09/04-	K7J 710	55	1390	 4PK715  4PK916 ELAST  4PK916 ELAST T1  5PK1110  5PK1110K1  5PK1750  5PK1750K1  CT988  CT988K2  CT988WP2	ALT, (PS) AC, (PS) AC, (PS) ALT, (PS), (AC) ALT, (AC), PS, ⇨09/2009 ALT, (PS), (AC), ⇨09/2009 ALT, (PS), (AC), ⇨09/2009 CA CA, 09/2004⇨, ⇨11/2009 CA, ⇨11/2009

					ContiTech	
---	---	---	---	---	-----------	---

DACIA						
LOGAN (LS_, KS_)						
	1.4 MPI LPG	02/06-	K7J 710, K7J 714	55	1390	 AP9025
						 4PK715 ALT, (-PS)
						 4PK916 ELAST AC, (-PS)
						 4PK916 ELAST T1 AC, (-PS)
						 5PK1110 ALT, (PS), (-AC)
						 5PK1110K1 ALT, PS, (-AC), ⇨ 09/2009
						 5PK1750 ALT, (PS), (AC), ⇨ 09/2009
						 5PK1750K1 ALT, (PS), (AC), ⇨ 09/2009
						 CT988 CA
						 CT988K2 CA, 09/2004⇨, ⇨ 11/2009
	1.5 dCi	09/05-	K9K 790	48	1461	 CT988K3 CA, 11/2009⇨
						 CT988WP2 CA, ⇨ 11/2009
						 AP9025
						 6PK1130 ALT, (PS), (-AC), 12/2007⇨
						 6PK1130K1 ALT, (PS), (-AC), 12/2007⇨
						 6PK1200 ALT, (AC)
						 6PK1200 ALT, (PS), (-AC)
						 6PK1200 ALT, (-PS), (-AC), ⇨ 12/2007
						 6PK1200K1 ALT, (PS), (-AC)
						 6PK1200K1 ALT, (AC)
		01/06-	K9K 792	50	1461	 6PK1200K2 ALT, (-PS), (-AC), ⇨ 12/2007
						 CT1035 CA
						 CT1035K2 CA
						 CT1035WP3 CA
						 AP9025
						 VD1113
						 6PK1130 ALT, (-PS), (-AC), 12/2007⇨
						 6PK1130K1 ALT, (-AC), (-PS), MTR-CODE: K9K 792, 12/2007⇨
						 6PK1200 ALT, (AC)
						 6PK1200 ALT, (PS), (-AC)
		09/07-	K9K 796	63	1461	 6PK1200 ALT, (-PS), (-AC), ⇨ 12/2007
						 6PK1200K1 ALT, (PS), (-AC)
						 6PK1200K1 ALT, (AC)
						 6PK1200K2 ALT, (-PS), (-AC), ⇨ 12/2007
						 CT1035 CA
						 CT1035K2 CA
						 CT1035WP3 CA
						 AP9025
						 VD1113
						 6PK1130 ALT, (PS), (-AC), 12/2007⇨
	1.6	09/04-	K7M 710	64	1598	 6PK1130K1 ALT, (-AC), (-PS), 12/2007⇨, MTR-CODE: K9K 796
						 6PK1200 ALT, (PS), (-AC)
						 6PK1200 ALT, (-PS), (-AC), ⇨ 12/2007
						 6PK1200 ALT, (AC)
						 6PK1200K1 ALT, (AC)
						 6PK1200K1 ALT, (PS), (-AC)
						 6PK1200K2 ALT, (-PS), (-AC), ⇨ 12/2007
						 CT1035 CA
						 CT1035K2 CA
						 CT1035WP3 CA
						 AP9025
						 VD1113
						 4PK715 ALT, (-PS)
						 4PK916 ELAST AC, (-PS)
						 4PK916 ELAST T1 AC, (-PS)
						 5PK1110 ALT, (PS), (-AC)
						 5PK1110K1 ALT, PS, (-AC), ⇨ 09/2009
						 5PK1750 ALT, (PS), (AC), ⇨ 09/2009
						 5PK1750K1 ALT, (PS), (AC), ⇨ 09/2009
						 CT988 CA
						 CT988K2 CA, 09/2004⇨, ⇨ 11/2009
						

					ContiTech							
DACIA												
LOGAN (LS_, KS_)↵												
1.6 16V	02/06-	K4M 690, K4M 696	77	1598	 CT988WP2	CA, ⇨ 11/2009						
					 AP9025							
					 6PK1200	ALT, (AC), (-PS)						
					 6PK1200	ALT, (-AC)						
					 6PK1200K1	ALT, (PS), (-AC)						
					 6PK1200K1	ALT, (-PS), (AC)						
					 6PK1200K2	ALT, (-PS), (-AC), ⇨ 12/2007						
					 6PK1820	ALT, (PS), (AC), ⇨ 10/2009						
					 CT1179	CA						
					 CT1179K1	CA						
					 CT1179K3	CA						
					 CT1179WP1	CA						
					 CT1179WP3	CA						
					1.6 MPI 85	05/10-	K7M 800	62	1598	 AP9066		
 VD1113												
 4PK725	ALT, (-PS)											
 4PK916 ELAST	AC											
 4PK916 ELAST T1	AC											
 5PK1110	ALT, (PS)											
 CT988	CA											
 CT988K3	CA											
LOGAN EXPRESS (FS_)↵												
1.5 dCi	03/09-	K9K 792	50	1461						 6PK1130	ALT, (-AC)	
										 6PK1130K1	ALT, (-AC), MTR-CODE: K9K 792	
										 6PK1200	ALT, (AC)	
										 6PK1200K1	ALT, (AC)	
										 CT1035	CA	
					 CT1035K2	CA						
					 AP9025							
	05/10-	K9K 892	55-65	1461	 VD1113							
					 6PK1130	ALT, (-AC)						
					 6PK1130K1	ALT, (-AC), MTR-CODE: K9K 892						
					 6PK1200	ALT, (AC)						
					 CT1035	CA						
					 CT1035K2	CA						
					 CT1035WP4	CA						
1.6	03/09-	K7M 710	64	1598	 AP9025							
					 VD1113							
					 4PK715	ALT, (-PS)						
					 4PK916 ELAST	AC, (-PS)						
					 4PK916 ELAST T1	AC, (-PS)						
					 5PK1110	ALT, (PS), (-AC)						
					 5PK1110K1	ALT, PS, (-AC), ⇨ 09/2009						
					 5PK1750	ALT, (PS), (AC), ⇨ 09/2009						
					 5PK1750K1	ALT, (PS), (AC), ⇨ 09/2009						
					CT988	CA						
					CT988K2	CA, 09/2004⇨, ⇨ 11/2009						
					CT988WP2	CA, ⇨ 11/2009						
					AP9025							
					LOGAN II↵							
1.2	10/12-	D4F 732	55	1149	CT1045	CA						
					CT1045K1	CA						
					CT1045WP1	CA						
					MS45							
1.5 dCi	01/13-	K9K 830	63	1461	AP9066							
	10/12-	K9K 612	55-66	1461	6PK1130	ALT, (-AC)						
					6PK1130K1	ALT, (-AC), MTR-CODE: K9K 612						
					6PK1200	ALT, (AC)						
					CT1184	CA						
CT1184K1	CA											
AP9025												



ContiTech



DACIA

LOGAN II















































































1.6 16V	01/13-	K4M 842	77	1598	AP9066 VD1113 6PK1200 CT1179 CT1179K1 CT1179K3 CT1179WP1 CT1179WP3	ALT, (-AC) CA CA CA CA CA
TCe 90	10/12-	H4B 400	66	898	7PK1605 AP9047	ALT, ⇨ 01/2014
LOGAN MCV (KS_)						
1.4	02/07-	K7J 710	55	1390	4PK715 4PK916 ELAST 4PK916 ELAST T1 5PK1110 5PK1110K1 5PK1750 5PK1750K1 CT988 CT988K2 CT988WP2 AP9025	ALT, (-PS) AC, (-PS) AC, (-PS) ALT, (PS), (-AC) ALT, PS, (-AC), ⇨ 09/2009 ALT, (PS), (AC), ⇨ 09/2009 ALT, (PS), (AC), ⇨ 09/2009 CA CA, 09/2004⇨, ⇨ 11/2009 CA, ⇨ 11/2009
1.5 dCi	02/07-	K9K 792	50	1461	6PK1130 6PK1130K1 6PK1200 6PK1200 6PK1200 6PK1200K1 6PK1200K1 6PK1200K2 CT1035 CT1035K2 CT1035WP3 AP9025 VD1113	ALT, (-PS), (-AC), 12/2007⇨ ALT, (-AC), (-PS), 12/2007⇨, MTR-CODE: K9K 792 ALT, (PS), (-AC) ALT, (-PS), (-AC), ⇨ 12/2007 ALT, (AC) ALT, (AC) ALT, (PS), (-AC) ALT, (-PS), (-AC), ⇨ 12/2007 CA CA CA
	09/07-	K9K 796	63	1461	6PK1130 6PK1130K1 6PK1200 6PK1200 6PK1200K1 6PK1200K1 6PK1200K2 CT1035 CT1035K2 CT1035WP3 AP9025 VD1113	ALT, (-PS), (-AC), 12/2007⇨ ALT, (-AC), (-PS), 12/2007⇨, MTR-CODE: K9K 796 ALT, (-PS), (-AC), ⇨ 12/2007 ALT, (AC) ALT, (PS), (-AC) ALT, (AC) ALT, (PS), (-AC) ALT, (-PS), (-AC), ⇨ 12/2007 CA CA CA
	05/10-	K9K 892	55-65	1461	6PK1130 6PK1130K1 6PK1200 6PK1200K1 CT1035 CT1035K2 CT1035WP4 AP9025 VD1113	ALT, (-AC) ALT, (-AC), MTR-CODE: K9K 892 ALT, (AC) ALT, (AC) CA CA CA
1.6	02/07-	K7M 710	64	1598	4PK715 4PK916 ELAST 4PK916 ELAST T1 5PK1110	ALT, (-PS) AC, (-PS) AC, (-PS) ALT, (PS), (-AC)

























































					ContiTech	
---	---	---	---	---	-----------	---


































































DACIA						
LOGAN MCV II						
					<div><div></div><div>CT1184K1</div></div> <div><div></div><div>AP9025</div></div> <div><div></div><div>AP9066</div></div> <div><div></div><div>VD1113</div></div>	CA
TCe 90	02/13-	H4B 400	66	898	<div><div></div><div>7PK1605</div></div> <div><div></div><div>AP9047</div></div>	ALT, ⇨01/2014
LOGAN Pickup (US_)						
1.5 dCi	03/08-	K9K 792	50	1461	<div><div></div><div>6PK1130</div></div> <div><div></div><div>6PK1130K1</div></div> <div><div></div><div>6PK1200</div></div> <div><div></div><div>6PK1200</div></div> <div><div></div><div>6PK1200K1</div></div> <div><div></div><div>6PK1200K1</div></div> <div><div></div><div>CT1035</div></div> <div><div></div><div>CT1035K2</div></div> <div><div></div><div>CT1035WP3</div></div> <div><div></div><div>AP9025</div></div> <div><div></div><div>VD1113</div></div>	ALT, (-PS), (-AC), 12/2007⇨ ALT, (-AC), (-PS), 12/2007⇨, MTR-CODE: K9K 792 ALT, (PS), (-AC) ALT, (AC) ALT, (PS), (-AC) ALT, (AC) CA CA CA
		K9K 796	63	1461	<div><div></div><div>6PK1130</div></div> <div><div></div><div>6PK1130K1</div></div> <div><div></div><div>6PK1200</div></div> <div><div></div><div>6PK1200</div></div> <div><div></div><div>6PK1200K1</div></div> <div><div></div><div>6PK1200K1</div></div> <div><div></div><div>CT1035</div></div> <div><div></div><div>CT1035K2</div></div> <div><div></div><div>CT1035WP3</div></div> <div><div></div><div>AP9025</div></div> <div><div></div><div>VD1113</div></div>	ALT, (-PS), (-AC), 12/2007⇨ ALT, (-AC), (-PS), 12/2007⇨, MTR-CODE: K9K 796 ALT, (AC) ALT, (PS), (-AC) ALT, (AC) ALT, (PS), (-AC) CA CA CA
NOVA						
1.6	04/96-03/03		53	1557	<div><div></div><div>AVX10X1200</div></div>	ALT
SANDERO						
1.2 16V, 1.2 16V LPG	11/08-	D4F 732	55	1149	<div><div></div><div>3PK735</div></div> <div><div></div><div>3PK750</div></div> <div><div></div><div>4PK1538</div></div> <div><div></div><div>4PK905</div></div> <div><div></div><div>4PK925</div></div> <div><div></div><div>4PK925K1</div></div> <div><div></div><div>CT1045</div></div> <div><div></div><div>CT1045K1</div></div> <div><div></div><div>CT1045WP1</div></div> <div><div></div><div>MS45</div></div>	ALT, NO COLD COUNTRIES ALT, COLD COUNTRIES AC, (PS) PS AC, (-PS) AC, (-PS) CA CA CA
					1.4	06/08-
1.4 MPI LPG	01/09-	K7J 714	53	1390	<div><div></div><div>4PK715</div></div> <div><div></div><div>4PK916 ELAST</div></div> <div><div></div><div>4PK916 ELAST T1</div></div> <div><div></div><div>5PK1110</div></div> <div><div></div><div>5PK1110K1</div></div> <div><div></div><div>5PK1750</div></div> <div><div></div><div>5PK1750K1</div></div>	ALT, (-PS) AC, (-PS) AC, (-PS) ALT, (PS), (-AC) ALT, PS, (-AC), ⇨09/2009 ALT, (PS), (AC), ⇨09/2009 ALT, (PS), (AC), ⇨09/2009

					ContiTech						
DACIA											
SANDERO											
 1.5 dCi	11/08-	K9K 792, K9K 796	50-63	1461	 CT988	CA					
					 CT988K2	CA, ⇨ 11/2009					
					 CT988K3	CA, 11/2009⇨					
					 CT988WP2	CA, ⇨ 11/2009					
					 6PK1130	ALT, (-PS), (-AC), 12/2007⇨					
					 6PK1130K1	ALT, (-AC), (-PS), 12/2007⇨, (Sandero)					
					 6PK1200	ALT, (PS), (-AC)					
					 6PK1200	ALT, (AC)					
					 6PK1200K1	ALT, (AC)					
					 6PK1200K1	ALT, (PS), (-AC)					
	05/10-	K9K 892	55-65	1461	 CT1035	CA					
					 CT1035K2	CA					
					 CT1035WP3	CA					
					 AP9025						
					 VD1113						
					 6PK1130	ALT, (-AC)					
					 6PK1130K1	ALT, (-AC), MTR-CODE: K9K 892					
					 6PK1200	ALT, (AC)					
					 6PK1200K1	ALT, (AC)					
					 CT1035	CA					
	06/08-	K7M 710	64	1598	 CT1035K2	CA					
					 CT1035WP4	CA					
					 AP9025						
					 VD1113						
					 4PK715	ALT, (-PS)					
					 4PK916 ELAST	AC, (-PS)					
					 4PK916 ELAST T1	AC, (-PS)					
					 5PK1110	ALT, (PS), (-AC)					
					 5PK1110K1	ALT, PS, (-AC), ⇨ 09/2009					
					 5PK1750	ALT, (PS), (AC), ⇨ 09/2009					
	05/10-	K7M 800	62	1598	 5PK1750K1	ALT, (PS), (AC), ⇨ 09/2009					
					 CT988	CA					
					 CT988K2	CA, ⇨ 11/2009					
					 CT988K3	CA, 11/2009⇨					
					 CT988WP2	CA, ⇨ 11/2009					
					 AP9025						
					 4PK725	ALT, (-PS)					
					 4PK916 ELAST	AC					
					 4PK916 ELAST T1	AC					
					 5PK1110	ALT, (PS)					
	10/12-	D4F 732	55	1149	 CT988	CA					
					 CT988K3	CA					
1.2	10/12-	D4F 732	55	1149	 CT1045	CA					
					 CT1045K1	CA					
					 CT1045WP1	CA					
					 MS45						
					 AP9066						
					 6PK1130	ALT, (AC)					
					 6PK1130K1	ALT, (AC), MTR-CODE: K9K 612					
					 6PK1200	ALT, (AC)					
					 CT1184	CA, (Sandrero), (Sandrero Stepway)					
					 CT1184K1	CA					
1.5 dCi	01/13-	K9K 830	63	1461	 AP9025						
					 AP9066						
					 VD1113						
					 7PK1605	ALT, ⇨ 01/2014					
					 AP9047						
					TCe 90	10/12-	H4B 400	66	898	 5PK1110	ALT, (-AC)
										 5PK1110K1	ALT, (AC), ⇨ 09/2009
											
											
											
											
											
											
											
											
SOLENZA											
1.4	02/03-	K7J 710	55	1390	 5PK1110	ALT, (-AC)					
					 5PK1110K1	ALT, (AC), ⇨ 09/2009					

					ContiTech	
---	---	---	---	---	-----------	---

DACIA						
SOLENZA 					 5PK1750	ALT, (AC), ONLY WITH 82 00 603 359, 82 00 104 754
					 5PK1750K1	ALT, (AC)
					 CT988	CA
					 CT988K2	CA, 02/2003⇄
					 CT988WP1	CA
					 AP9025	
SUPERNOVA						
1.4	04/00-03/03		55	1390	 3PK715	ALT
					 4PK1070	AC
					 CT988	CA

































DAEWOO						
CIELO						
1.5	06/94-07/98	V15L	66	1498	 AVX13X825	AC
					 5PK1005	ALT
					 CT887	CA
					 CT887K1	CA
ESPERO (KLEJ)						
1.5 16V	02/95-06/99	A15MF	66	1498	 AVX13X825	AC
					 5PK1010	ALT, PS
					 5PK875	ALT
					 CT887	CA
					 CT887K1	CA
					 CT887WP1	CA
1.8	02/95-09/99	C18LE	66-70	1796	 AVX13X875	AC
					 5PK1260	ALT
					 CT959	CA
					 CT959K1	CA
2.0	02/95-06/99	C20LE	77	1998	 AVX13X875	AC
					 5PK1260	ALT
					 CT959	CA
					 CT959K1	CA
KALOS (KLAS)						
1.2	04/03-	B12S1, F12S3	53	1150	 4PK665	AC, ⇄12/2004
					 4PK665	ALT, (-PS), ⇄12/2004
					 4PK950	ALT, (PS), ⇄12/2004
					 CT1008	CA, ⇄12/2004
					 CT1008K2	CA, ⇄12/2004
1.4	09/02-	F14S3	61	1399	 6PK1873	ALT, PS, AC
					 CT874	CA
					 CT874K1	CA
					 CT874WP5	CA
1.4 16V	04/03-	F14D3	69	1399	 6PK1873	ALT, PS, AC
					 CT887	CA
					 CT887K1	CA
					 CT887WP2	CA, MTR-CODE: L14, ⇄12/2004
1.5	11/02-12/04	F15S	62	1498	 6PK1873	ALT, (AC), (PS)
					 6PK884	ALT, (AC), (-PS)
					 CT874	CA, MTR-CODE: A15SM
					 CT874K1	CA, MTR-CODE: A15SM
KALOS Saloon (KLAS)						
1.4	05/03-12/04	F14D3	69	1399	 6PK1873	ALT
					 CT887	CA
					 CT887K1	CA
LACETTI Hatchback (KLAN)						
1.4	02/04-	F14D3	70	1399	 6PK1873	ALT, PS, AC
					 CT887	CA
					 CT887K1	CA
1.6	02/04-	F16D3	80	1598	 6PK1873	ALT, PS, AC
					 CT887	CA
					 CT887K1	CA

					ContiTech		
DAEWOO							
LANOS / LANOS Saloon (KLAT)							
 1.4	05/97-	A14SMS	55	1349	 AVX13X850	AC	
					 5PK869	ALT, (-PS)	
					 5PK970	ALT, (PS)	
					 CT874	CA	
					 CT874K1	CA	
				 CT874WP5	CA, MTR-CODE: C13L		
1.5	05/97-	A15SMS	63	1498	 AVX13X850	AC	
					 5PK875	ALT	
					 5PK975	ALT, PS	
					 CT874	CA	
					 CT874K1	CA	
				 CT874WP5	CA, MTR-CODE: Y15L		
1.6 16V	05/97-	A16DMS	78	1598	 AVX13X850	AC	
					 5PK1015	ALT, PS	
					 5PK875	ALT	
					 CT887	CA	
					 CT887K1	CA	
				 CT887WP1	CA, MTR-CODE: 616L		
LEGANZA (KLAV)							
2.0 16V	06/97-12/02	X 20 SED	98	1998	 6PK1893	ALT, CH-NO 185284↔	
					 6PK1900	ALT, ↔CH-NO 185283	
					 6PK1900K1	ALT, ↔CH-NO 185283	
					 CT870	CA	
					 CT870K1	CA	
				 CT870WP2	CA		
LUBLIN II Box							
2.4 D	04/97-	4C90	52	2417	 AVX10X800	PS	
					 AVX10X950	ALT	
LUBLIN II Platform/Chassis							
2.4 TD	04/97-	4CT90-1	66	2417	 AVX10X800	PS	
					 AVX10X950	ALT	
MATIZ (KLYA)							
0.8	09/98-	F8CV	38	796	 AVX10X666	ALT	
					 4PK648	PS, (-AC)	
					 4PK915	PS, (AC)	
					 CT910	CA	
					 CT910K1	CA	
1.0	01/03-	B10S	47	995	 4PK665	AC, (-PS), ↔12/2004	
					 4PK665	ALT, ↔12/2004	
					 4PK715	PS, (-AC), ↔12/2004	
					 4PK954	PS, (AC), ↔12/2004	
					 CT1008	CA, ↔12/2004	
				 CT1008K2	CA, ↔12/2004		
NEXIA (KLETN)							
1.5	02/95-08/97	G15MF	44-55	1498	 AVX10X913	ALT	
					 5PK875	ALT	
					 5PK975	ALT, PS	
					 CT874	CA	
					 CT874K1	CA	
					 CT874WP2	CA	
	07/08-	Y15L	59	1498	 AVX13X850	AC	
					 5PK869	ALT, (-PS)	
					 5PK970	ALT, (PS)	
					 CT874	CA	
					 CT874K1	CA	
1.5 16V	02/95-08/97	A15MF	66	1498	 AVX13X825	AC	
					 5PK1015	ALT	
					 CT887	CA	
					 CT887K1	CA	
					 CT887WP1	CA	
1.6	07/08-	F16D3	80	1598	 6PK1870	ALT	
					 CT887	CA	
							












































































					ContiTech	
---	---	---	---	---	-----------	---
































































DAEWOO




































































NEXIA (KLETN)						CT887K1	CA
NUBIRA (KLAJ)							
1.6	07/03-	F16D3	80	1598	  	6PK1873 CT887 CT887K1	ALT CA CA
1.6 16V	05/97-	A16DMS	78	1598	   	6PK1880 CT887 CT887K1 CT887WP2	ALT CA CA CA, MTR-CODE: 616L
1.8	07/03-	T18SED	90	1799	   	6PK1725 6PK1893 CT870 CT870K1	ALT, (-AC) ALT, (AC) CA CA
2.0	06/99-07/03	C20SED	81	1998	   	6PK1725 6PK1893 CT870 CT870K1 CT870WP2	ALT, (-AC) ALT, (AC) CA CA CA
2.0 16V	05/97-	X 20 SED	98	1998	     	6PK1725 6PK1900 6PK1900K1 CT870 CT870K1 CT870WP2	ALT ALT, AC ALT, AC CA CA CA
REZZO (KLAU)							
1.6	09/00-	A16DMS	77	1598	  	6PK1873 CT887 CT887K1	ALT CA CA
2.0	09/00-	X 20 SED, T20SED	89-94	1998	   	6PK1725 6PK1893 CT870 CT870K1	ALT, (-AC) ALT, (AC) CA CA
TICO (KLY3)							
0.8	02/95-12/00	F8C, F8CV	35-38	796	  	AVX10X613 CT910 CT910K1	ALT, 04/1996⇨ CA, 04/1996⇨ CA, 04/1996⇨

DAIHATSU































































CHARADE (L2_)							
1.0	03/03-	EJ-VE	43	989	  	AVX10X710 4PK715 CT1072	AC ALT CA
CHARADE IV (G200, G202)							
1.3 i 16V	01/93-09/00	HCE, HC	62	1296	      	3PK538 4PK780 4PK790 4PK800 4PK845 CT740 CT740K1	PS ALT ALT, (AUTOM) AC, 04/1994⇨ AC, ⇨04/1994 CA CA
CUORE IV (L501)							
0.8	01/95-11/96	ED 20	32	847	 	AVX10X775 CT817	ALT CA
CUORE V (L7_)							
1.0 i	10/98-05/03	EJ-DE, EJ-VE	41	989	  	AVX10X700 4PK715 CT1072	AC ALT CA
CUORE VI (L251)							
1.0	05/03-	EJ-VE	43	989	  	AVX10X710 4PK715 CT1072	AC ALT CA
CUORE VII							
1.0	04/07-	1KR-FE	51	998		6PK1185	ALT, (AC)
































































					ContiTech		
DAIHATSU							
FEROZA Hard Top (F300)							
 1.6 i 16V 4x4	10/88-12/99	HD-E	70	1590	 AVX10X785	ALT	
					 4PK715	ALT, ⇄05/1992	
					 4PK780	ALT, 05/1992⇄	
					 5PK975	PS	
					 CT788	CA	
					 CT788K1	CA	
MATERIA (M4_)							
1.5	10/06-	3SZ-VE	76	1495	 6PK1580	ALT, (AC)	
MOVE (L6_, L9_)							
0.8	10/96-09/02	ED 20	31	847	 AVX10X675	AC	
					 AVX10X788	ALT	
					 CT817	CA	
SIRION (M1)							
1.0 i	04/98-01/05	EJ-DE, EJ-VE	41-43	989	 AVX10X700	AC	
					 4PK715	ALT	
					 CT1072	CA	
1.3 Sport	08/00-01/05	K3-VE2	75	1298	 4PK1708	ALT, (AC)	
SIRION (M3_)							
1.0	01/05-	1KR-FE	51	998	 6PK858	ALT, (AC)	
1.3, 1.3 4WD	01/05-	K3-VE	64-67	1298	 4PK1470	ALT, (AC)	
					 4PK1590	ALT, (AC)	
TERIOS (J1)							
1.3 4WD	10/00-10/05	K3-VE	63	1298	 4PK1560	ALT, (AC)	
					 4PK1645	ALT, (AC)	
	10/97-10/00	HC-EJ	61	1296	 4PK1010	PS, (AC)	
					 4PK1440	PS, (AC)	
					 4PK780	ALT	
					 CT740	CA	
					 CT740K1	CA	
TERIOS (J2_)							
1.5 4x4	05/06-	3SZ-VE	77	1495	 6PK1820	ALT, (AC)	
					 6PK1880	ALT, (AC)	
TREVIS							
1.0	06/06-	EJ-VE	43	989	 AVX10X710	AC	
					 4PK715	ALT	
					 CT1072	CA	
YRV (M2)							
1.3	02/01-	K3-VE	64	1298	 4PK1708	ALT, (AC)	
DODGE							
CALIBER							
2.0	06/06-	ECN	115	1998	 6PK2040	ALT, (AC)	
					 6PK2550	ALT, (AC)	
JOURNEY							
2.0 CRD	06/08-	ECE	103	1968	 6PK1733	ALT	
					 CT1051	CA	
					 CT1051K1	CA	
					 CT1051WP1	CA	
					 AP9001		
NITRO							
2.8 CRD 4WD	06/07-	ENR, ENS	130	2777	 6PK2245	ALT	
FIAT							
126							
700	09/87-06/96	126 A2.000, 126 A2.048	19	704	 AVX10X725	ALT	
500 / 500 C / 500L / 500X (312, 334)							
0.9	09/09-	312 A2.000	63	875	 5PK1150	ALT, (AC)	
1.2	10/07-	169 A4.000	51	1242	 4PK665	ALT, (AC)	
					 5PK1145	ALT, (AC)	
					 5PK1145K1	ALT, (AC)	
					 CT1115	CA	
					 CT1115K1	CA	
					 CT1115WP1	CA	
							




































































						ContiTech	
FIAT							
FIAT	500 / 500 C / 500L / 500X (312, 334)						
	1.2 LPG	12/10-	169 A4.000	51	1242	 5PK1150 ALT  5PK1150K1 ALT  CT1115 CA  CT1115K1 CA  CT1115WP1 CA	
	1.3 D Multijet	06/14-	330 A1.000	70	1248	 AP9035	
		10/07-	169 A1.000	55	1248	 6PK1180 ALT, (-AC)  6PK1180K3 ALT, (-AC)  6PK1310 ALT, (-AC)  6PK1310K1 ALT, (-AC)  AP9035	
		12/09-	199 B1.000	70	1248	 6PK1180 ALT, (-AC)  6PK1180K3 ALT, (-AC)  6PK1310 ALT, (-AC)  6PK1310K1 ALT, (-AC)  AP9082	
		09/12-	199 B4.000	62	1248	 6PK1180 ALT, (-AC)  6PK1180K3 ALT, (-AC)  6PK1325 ALT, (-AC)  AP9035	
	1.4	10/07-	169 A3.000	74	1368	 4PK665 ALT, (-AC)  5PK1150 ALT, (-AC)  5PK1150K1 ALT, (-AC)  CT1049 CA  CT1049K1 CA  CT1049WP1 CA	
		09/09-	169 A3.000, 843 A1.000	70-74	1368	 5PK1150 ALT  5PK1150K1 ALT  CT1049 CA  CT1049K1 CA  CT1049WP1 CA	
	1.4 4x4	02/15-	55263623	120-125	1368	 5PK1219 ALT  CT1049 CA  CT1049K1 CA  CT1049WP1 CA	
	1.6 D Multijet	09/12-	199 B5.000, 955 A3.000, 940 C1.000	77-88	1598	 AP9029	
BARCETTA (183)							
	1.8 16V	04/95-05/05	183 A1.000, 188 A6.000	96	1747	 6PK1033 ALT, PS, (-AC), OE-NO 60676137  6PK1045 ALT, PS, (-AC), OE-NO 6066949  6PK1760 ALT, PS, (AC), OE-NO 73501580  6PK1795 ALT, PS, (AC), OE-NO 60674147  6PK1815 ALT, PS, (AC), OE-NO 60667257  6PK1845 ALT, PS, (AC), OE-NO 71739915  CT877 CA, MTR-CODE: 183A1000  CT877K2 CA, MTR-CODE: 183A1000  CT877WP2 CA, MTR-CODE: 183A1000  CT947 CA, MTR-CODE: 188A6000  CT947K2 CA, MTR-CODE: 188A6000	
BRAVA / BRAVO I (182)							
	1.2 16V 80	12/98-12/02	182 B2.000	60	1242	 4PK673 ALT, (-PS), (-AC)  4PK698 AC  4PK841 ALT, (-PS), (AC)  5PK1585 ALT, (PS), (AC)  CT1049 CA  CT1049K1 CA  CT1049WP1 CA	
		10/00-10/01	188 A5.000	59	1242	 3PK915 PS  4PK673 ALT, (-AC)  5PK1585 ALT, (AC)	




































































					ContiTech	
FIAT						
BRAVA / BRAVO I (182)						
					 CT1049	CA
					 CT1049K1	CA
					 CT1049WP1	CA
1.4	10/95-10/01	182 A5.000, 182 A3.000	55-59	1370	 4PK750	ALT, (-PS), (-AC)
					 6PK1045	ALT, (PS), (-AC)
					 6PK1845	ALT, (PS), (AC)
					 CT878	CA
					 CT878K1	CA
1.4 12 V	10/95-08/98	182 A3.000	59	1370	 4PK673	ALT, (-PS), (-AC), OE-NO 71718718
					 4PK750	ALT, (-PS), (-AC), OE-NO 46474060
					 6PK1045	ALT, (PS), (-AC)
					 6PK1845	ALT, (PS), (AC)
					 CT878	CA
					 CT878K1	CA
1.6 16V	10/95-10/01	182 A6.000	66	1581	 3PK670	PS
					 4PK954	AC, ⇨ MTR-NO 9478517
					 4PK962	AC, MTR-NO 9478518⇨
					 5PK940	ALT
					 CT879	CA
					 CT879K1	CA
	02/96-10/01	182 A4.000	76	1581	 3PK670	PS
					 4PK962	AC
					 5PK940	ALT
					 CT879	CA
					 CT879K1	CA
1.8 GT	10/95-10/01	182 A2.000	83	1747	 6PK1045	ALT, PS, (-AC)
					 6PK1845	ALT, PS, (AC)
					 CT877	CA, WP
					 CT877K2	CA, WP
					 CT877WP2	CA, WP
1.9 D	10/95-10/01	160 A7.000	48	1929	 AVX10X650	PS
					 5PK940	AC
					 6PK923	ALT
					 6PK986	ALT, (AC)
					 CT617	CA
					 CT617K1	CA
					 AP9017	
					 AP9058	
1.9 JTD	09/00-10/01	182 B9.000	74	1910	 6PK1038	ALT, PS, (-AC)
					 6PK1795	ALT, PS, AC
					 CT968	CA
					 CT968K2	CA
					 CT968WP2	CA
					 AP9017	
					 AP9058	
					 VD1065	
					 MS30	FOR ART-NO: VD1065
1.9 JTD 105	12/98-10/01	182 B4.000	77	1910	 6PK1038	ALT, PS, (-AC)
					 6PK1780	ALT, PS, AC, ⇨ 02/1999, ⇨ MTR-NO 1370829
					 6PK1795	ALT, PS, AC, 03/1999⇨, MTR-NO 1370829⇨
					 CT968	CA
					 CT968K2	CA
					 CT968WP2	CA
					 AP9017	
					 AP9058	
					 VD1065	
					 MS30	FOR ART-NO: VD1065
1.9 TD 75 S, 1.9 TD 100 S	03/96-10/01	182 A7.000, 182 A8.000	55-74	1910	 6PK1038	ALT, (AC)
					 6PK1830	ALT, (AC), ⇨ MTR-NO 1865931
					 6PK1836	ALT, (AC), MTR-NO 1865932⇨
					 CT995	CA

					ContiTech	
---	---	---	---	---	-----------	---

FIAT						
BRAVA / BRAVO I (182)						
					 CT995K2	CA
					 CT995WP1	CA
					 AP9017	
					 AP9058	
					 VD1065	(AC)
					 MS30	FOR ART-NO: VD1065
BRAVO II (198)						
1.4 T-Jet	09/07-	198 A1.000, 198 A4.000	88-110	1368	 4PK665	ALT, (AC)
					 5PK1150	ALT, (AC)
					 5PK1150K1	ALT, (AC)
					 CT1049	CA
					 CT1049K1	CA
1.4, 1.4 LPG	04/07-	192 B2.000	66	1368	 CT1049WP1	CA
					 AP9017	
					 AP9054	
					 4PK665	ALT, (AC)
					 5PK1150	ALT, (AC)
1.6 D Multijet	09/07-	198 A2.000, 198 A3.000, 844 A3.000	77-88	1598	 5PK1150K1	ALT, (AC)
					 CT1049	CA
					 CT1049K1	CA
					 CT1049WP1	CA
					 AP9017	
	03/08-	198 A6.000	66	1598	 AP9054	
					 VD1065	(AC)
					 6PK1038	ALT, (AC)
					 6PK1374	ALT, (AC)
					 CT1155	CA
	04/07-	192 A8.000	88	1910	 CT1155K1	CA
					 CT1155WP1	CA
					 AP9017	
					 AP9054	
					 VD1065	(AC)
	11/06-	192 A1.000, 192 B4.000	85	1910	 MS30	FOR ART-NO: VD1065
					 6PK1038	ALT, (AC)
					 6PK1374	ALT, (AC)
					 CT1155	CA
					 CT1155K1	CA
		937 A5.000	110	1910	 CT1155WP1	CA
					 AP9017	
					 AP9054	
					 VD1065	(AC)
					 MS30	FOR ART-NO: VD1065
					 6PK1256	ALT, (AC), OE-NO 71744462
					 6PK1270	ALT, (AC), OE-NO 71739512
					 6PK800	ALT, (AC)
					 CT968	CA
					 CT968K2	CA
					 CT968WP2	CA
					 AP9017	
					 AP9054	
					 VD1065	(AC)
					 MS30	FOR ART-NO: VD1065
					 6PK1360	ALT, AC
					 CT1105	CA
					 CT1105K3	CA
					 CT1105WP2	CA
					 AP9017	
					 AP9054	
					 VD1065	(AC)
					 MS30	FOR ART-NO: VD1065
					 6PK1256	ALT, (AC)
					 6PK800	ALT, (AC)

					ContiTech	
FIAT						
BRAVO II (198)						
					 CT968  CT968K2  CT968WP2  AP9017  AP9054  VD1065  MS30	CA CA CA FOR ART-NO: VD1065
CINQUECENTO (170)						
0.7, 0.7 i	12/91-01/98	170 A.000, 170 A.046	22-23	704	 AVX10X735	ALT
0.9 i.e. S	07/91-07/99	1170 A1.046, 1170 A1.000	29	899	 AVX10X800  AVX13X850	ALT AC
1.1 Sporting	10/94-01/98	176 B2.000	40	1108	 4PK545  4PK673  4PK785  CT973  CT973K1  CT973WP1  CT997  CT997K1	ALT, (AC) ALT, (-AC) AC CA, ⇨ MTR-NO 9042883 CA, ⇨ MTR-NO 9042883 CA, ⇨ MTR-NO 9042883 CA, MTR-NO 9042884⇨ CA, MTR-NO 9042884⇨
COUPE (FA/175)						
1.8 16V	03/96-08/00	183 A1.000	96	1747	 6PK1045  6PK1845  6PK1856  CT877  CT877K1  CT877K2  CT877WP1  CT877WP2	ALT, PS, (-AC) ALT, PS, (AC), OE-NO 71739915 ALT, PS, (AC), OE-NO 60662991 CA, WP CA, WP, ⇨ 05/1998 CA, WP, 06/1998⇨ ⇨ 05/1998, CA, WP 06/1998⇨, CA, WP
CROMA (154)						
2000 i.e.	10/87-08/96	154 C3.046, 834 B.146	85	1995	 AVX10X1090  AVX10X1090  AVX10X750  AVX10X775  AVX10X825  AVX10X838  CT608  CT608K3  CT833	ALT, ⇨ RICAMBI-NO 0216250, (PS) ALT PS, 1.HYPD, ⇨ RICAMBI-NO 0216250, (AC) PS, ⇨ RICAMBI-NO 0216250, (AC) PS AC, ⇨ RICAMBI-NO 0216250 CA CA, 01/1992⇨ BS
CROMA (194)						
1.9 D Multijet	12/05-	939 A8.000	100	1910	 6PK1400  6PK1413  CT1105  CT1105K3  CT1105WP2  AP9017  AP9054	ALT, CH-NO 2073593⇨ ALT, ⇨ CH-NO 2073592 CA CA CA
	06/05-	939 A1.000	88	1910	 6PK1400  6PK1413  CT1106  CT1106K1  CT1106WP1  AP9017  AP9054  VD1065  MS30	ALT, 05/2007⇨ ALT, ⇨ 05/2007 CA CA CA ⇨ MTR-NO 5452805 FOR ART-NO: VD1065
		939 A2.000	110	1910	 6PK1400  6PK1413  CT1105  CT1105K3  CT1105WP2	ALT, CH-NO 2073593⇨ ALT, ⇨ CH-NO 2073592 CA CA CA
















































					ContiTech	
FIAT						
CROMA (194)						
					 AP9017  AP9054  VD1065  MS30	FOR ART-NO: VD1065
		939 A7.000	85	1910	 6PK1400  6PK1413  CT1106  CT1106K1  CT1106WP1  AP9017  AP9054  VD1065	ALT, 05/2007⇨ ALT, ⇨05/2007 CA CA CA
DOBLO (119, 223)						
1.2	03/01-	223 A5.000	48	1242	 3PK915  4PK665  4PK673  4PK698  4PK841  CT1115  CT1115K1  CT999  CT999K1  CT999WP1	PS ALT, (PS), (-AC) ALT, (-PS), (-AC) ALT, (PS), (AC), ⇨01/2004 AC CA, MTR-CODE: 223 A5.000, MTR-NO 2533529⇨ CA, MTR-NO 2533529⇨, MTR-CODE: 223 A5.000 CA, MTR-CODE: 223 A5.000, ⇨MTR-NO 2533528 CA, MTR-CODE: 223 A5.000, ⇨MTR-NO 2533528 CA, MTR-CODE: 223 A5.000, ⇨MTR-NO 2533528
1.3 D Multijet, 1.3 JTD 16V	05/04-	223 A9.000, 188 A9.000, 188 A8.000, 199 A2.000	51-62	1248	 4PK1022 ELAST  4PK1022 ELAST T1  6PK1180  6PK1180K3  6PK1310  6PK1310K1  AP9035  AP9082	PS PS ALT, (-AC) ALT, (-AC) ALT, (AC) ALT, (AC)
1.3 JTD	05/05-	199 A2.000	55	1248	 4PK1022 ELAST  4PK1022 ELAST T1  6PK1080  6PK1310  6PK1310K1  AP9035  AP9082	PS PS ALT, (-AC) ALT, (AC) ALT, (AC)
1.4	10/05-	350 A1.000	57	1368	 3PK915  4PK665  5PK1145  5PK1145K1  CT1115  CT1115K1  CT1115WP1	PS, (-AC) ALT, (-AC) ALT, (AC) ALT, (AC) CA CA CA
1.6 16V	10/01-	182 B6.000	76	1596	 3PK698  4PK874 ELAST  4PK874 ELAST T1  5PK926 ELAST  5PK940  CT879  CT879K1	PS ALT, RUSSIA ALT, RUSSIA ALT, (AC) ALT, (-AC) CA CA
1.9 D	03/01-	223 A6.000	46	1910	 6PK1054  6PK1815  CT995  CT995K2  CT995WP1  AP9017  VD1065  MS30	ALT, PS ALT, PS, AC CA CA CA, ⇨01/2004 (AC) FOR ART-NO: VD1065
1.9 D Multijet	10/05-	186 A9.000	88	1910	 6PK1054	ALT, (-AC)

					ContiTech							
FIAT												
DOBLO (119, 223)												
 1.9 JTD	10/01-	182 B9.000, 223 B2.000	74	1910	 6PK1815	ALT, (AC)						
					 CT968	CA						
					 CT968K2	CA						
					 AP9017							
					 VD1065							
					 MS30	FOR ART-NO: VD1065						
1.9 JTD	10/01-	182 B9.000, 223 B2.000	74	1910	 6PK1054	ALT, PS, (-AC)						
					 6PK1815	ALT, PS, AC						
					 CT968	CA						
					 CT968K2	CA						
					 CT968WP2	CA, 05/2003↔						
					 AP9017							
					 AP9058							
					 VD1065	MTR-CODE: 182 B9.000						
									 MS30	FOR ART-NO: VD1065		
					1.9 JTD	10/01-	182 B9.000	74	1910	 6PK1054	ALT, PS, (-AC)	
 6PK1815	ALT, PS, AC											
 CT968	CA											
 CT968K2	CA											
 AP9017												
 AP9058												
 VD1065												
				 MS30						FOR ART-NO: VD1065		
1.9 JTD	07/03-	223 A7.000, 223 B1.000	77	1910						 6PK1054	ALT, PS	
										 6PK1815	ALT, PS, AC	
					 CT968	CA						
					 CT968K2	CA						
					 AP9017							
					 VD1065	MTR-CODE: 223 A7.000						
									 MS30	FOR ART-NO: VD1065		
					DOBLO (152, 263)							
					1.3 D Multijet	02/10-	199 A3.000, 263 A2.000	66	1248	 6PK1526	ALT, (AC)	
										 6PK1670	ALT, (AC)	
 AP9082												
1.4, 1.4 Natural Power	02/10-	843 A1.000	70-88	1368	 4PK665	ALT, (AC)						
					 5PK1150	ALT, (AC)						
					 5PK1150K1	ALT, (AC)						
					 CT1049	CA						
					 CT1049K1	CA						
					 CT1049WP1	CA						
1.6 D Multijet	02/10-	198 A3.000, 263 A4.000	66-77	1598	 6PK1370	ALT, (AC)						
					 6PK1710	ALT, (AC)						
					 CT1155	CA						
					 CT1155K1	CA						
					 CT1155WP1	CA						
					 AP9029							
					 AP9054							
					 VD1065							
					DUCATO (230, 230L)							
1.9 D, 1.9 TD	04/98-04/02	DJY, DHX (XUD9TF/L)	50-66	1905	 4PK755	PS						
					 6PK1153	ALT, AC						
					 6PK730	ALT						
					 CT1061	CA						
					 CT1061K2	CA						
					 CT1061WP3	CA						
					 VD1086	(-PS)						
									 MS01	FOR ART-NO: VD1086		
					1.9 TD, 1.9 TD CAT	03/94-04/02	230 A3.000, 230 A4.000	59-60	1929	 AVX10X700	PS	
 5PK1040	AC											
 5PK925	ALT											
 5PK962	ALT, (PS)											
												














					ContiTech	
---	---	---	---	---	-----------	---


































































FIAT






































































DUCATO (230, 230L)





































































					 6PK962  CT619  CT619K1	ALT, (PS), (AC) CA CA
2.0, 2.0 Panorama/ Combinato	03/94-04/02	RFW	80	1998	 4PK755  6PK1105  6PK698  CT865  CT865K1	PS ALT, (AC) ALT, (-AC) CA CA
2.5 D	03/94-04/02	8140.67	62	2500	 AVX10X600  5PK1090  5PK1100  6PK900  CT1038  CT1038K1  CT1038K2	VACP AC, ⇄MTR-NO 2669394 AC, MTR-NO 2669395⇄ ALT CA CA CA
2.5 TD, 2.5 TDI, 2.5 TDI 4x4	03/94-04/02	8140.47	80-85	2499- 2500	 5PK1054  5PK1090  5PK1100  6PK900  CT989  CT989K1	AC, (FWD) AC, ⇄MTR-NO 2669394, (4WD) AC, MTR-NO 2669395⇄, (4WD) ALT CA CA
2.5 TDI Panorama/ Combinato	03/94-04/02	8140.47	85	2500	 5PK1090  5PK1100  6PK900  CT989  CT989K1	AC, ⇄MTR-NO 2669394 AC, MTR-NO 2669395⇄ ALT CA CA
2.8 D	02/98-04/02	8140.63	64	2800	 AVX10X700  5PK1100  6PK915  6PK948  CT989  CT989K1  VD1062  MS27	PS AC ALT, ⇄12/1999, ⇄MTR-NO 2976897 ALT, 01/2000⇄, MTR-NO 2976898⇄ CA CA (-AC) FOR ART-NO: VD1062
2.8 iDTD 4x4	05/98-09/01	8140.43	90	2799	 5PK1054  5PK1105  6PK915  6PK948  CT1034  CT1034K1  VD1062	AC, (FWD) AC, (4WD) ALT, ⇄MTR-NO 2976898 ALT, MTR-NO 2976899⇄, (4WD) CA CA (-AC)
2.8 TDI, 2.8 TDI 4x4	10/97-04/02	8140.43	90	2800	 AVX10X700  5PK1100  6PK915  6PK948  CT1034  CT1034K1	PS AC ALT, WP, ⇄MTR-NO 2976897, ⇄12/1999 ALT, WP, MTR-NO 2976898⇄, 01/2000⇄ CA CA





































































DUCATO (244, 244, Z_)


































































2.0	04/02-	RFL	81	1998	 6PK1090  6PK698  CT865  CT865K1	ALT, AC ALT CA CA
2.0 Bipower	11/02-	RFL	81	1998	 4PK755  6PK1100  6PK698  CT865  CT865K1	PS ALT, (AC) ALT, (-AC) CA CA
2.0 JTD	04/02-	RHV (DW10)	62	1997	 4PK755  6PK1180  6PK1468  6PK1468D1	PS, (AC) ALT, AC ALT, PS, (-AC) ALT, PS, (-AC)
































































					ContiTech	
FIAT						
DUCATO (244, 244, Z)						
					 CT987  CT987K1  CT987WP1  AP9019  AP9023  AP9038  VD1080  MS02	CA CA CA (-AC) FOR ART-NO: VD1080
2.3 JTD	04/02-	F1AE0481C	81	2286	 4PK903 ELAST  4PK985  7PK1076  CT1148  CT1148K1  CT1148WP1  AP9038	AC, MTR-NO 0113089⇄ AC, ⇄MTR-NO 0113089 ALT CA CA CA
2.8 JTD Power	05/04-	8140.43N	107	2800	 5PK1100  6PK948  6PK995  CT1038  CT1038K1  CT1038K2	AC ALT, WP, (Thermo Starter) ALT, WP CA CA CA
2.8 JTD, 2.8 JTD 4x4	04/02-	8140.43S	94	2798	 5PK1100  6PK948  6PK995  6PK995D1  CT1038  CT1038K1  CT1038K2  VD1062  MS27	AC ALT, (MANL) ALT, (AUTOM) ALT, (AUTOM) CA CA CA (-AC) FOR ART-NO: VD1062
DUCATO (250, 290)						
100 Multijet 2,2 D	07/06-	4HV	74	2198	 4PK922 ELAST  4PK922 ELAST T1  6PK1670  6PK873 ELAST  6PK873 ELAST T1  AP9023  AP9048	PS PS, (AC) ALT, (AC) ALT, (-AC) ALT, PS, (-AC), 2 BELTS
110 Multijet 2,3 D	10/11-	F1AE3481G	83	2287	 4PK903 ELAST  7PK1076  CT1148  CT1148K1  CT1148WP1	AC ALT CA CA CA
115 Multijet 2,0 D	06/11-	250 A1.000	85	1956	 6PK1370  6PK1705  CT1105  CT1105K3  CT1105WP2  AP9029  AP9054	ALT, (-AC) ALT, (AC) CA CA CA
120 Multijet 2,3 D	07/06-	F1AE0481D, FPT	88	2287	 4PK903 ELAST  7PK1076  CT1148  CT1148K1  CT1148WP1	AC ALT CA CA CA
130 Multijet 2,3 D	01/07-	F1AE0481N, F1AE3481D	96	2287	 4PK903 ELAST  7PK1076  CT1148  CT1148K1  CT1148WP1	AC ALT CA CA CA
































































					ContiTech	
FIAT						
DUCATO (250, 290)						
 150 Multijet 2,3 D	06/11-	F1AE3481E	109	2287	 4PK903 ELAST  7PK1076  CT1148  CT1148K1  CT1148WP1	AC ALT CA CA CA
	07/06-	F1CE0481D	116	2999	 4PK1102 ELAST  6PK1165  AP9074  VD1121	AC ALT
		F1CE3481M	115	2999	 4PK1102 ELAST  6PK1165  VD1090  VD1121	AC ALT
	10/06-	F1CE0481D	115	2999	 4PK1102 ELAST  6PK1165  VD1121	AC, OE-NO 504087247 ALT
180 Multijet 3,0 D	06/11-	F1CE3481E	130	2999	 4PK1102 ELAST  6PK1165  AP9074  VD1121	AC ALT
DUCATO Platform/Chassis (290)						
2.5 TD	07/90-03/94	8140.27	70	2500	 AVX10X913  5PK1432  CT989  CT989K1	ALT AC CA, 07/1990  CA
FIORINO Box (146)						
70 i.e. 1.4	05/94-05/01	146 C5.000, 146 D5.000	49	1372	 AVX10X865  AVX10X950  4PK938  CT605  CT605K1	ALT,  03/1995 PS ALT, 03/1995  CA CA
75 i.e. 1.6	10/93-05/01	146 C6.000, 146 D6.000	55	1581	 AVX10X865  AVX10X950  4PK938  CT605  CT605K1	ALT,  03/1995 PS ALT, 03/1995  CA CA
FIORINO Box Body / Estate (225)						
1.3 D Multijet	07/09-	199 B1.000, 330 A1.000	70	1248	 6PK1526  6PK1670  AP9035  AP9082	ALT, (AC) ALT, (AC)
	11/07-	199 A2.000, 199 A9.000	55	1248	 4PK1022 ELAST  4PK1022 ELAST T1  6PK1180  6PK1180K1  6PK1180K3  6PK1325  AP9035  AP9082	PS PS ALT, (AC) ALT, (AC), (AUTOM) ALT, (AC), (MANL) ALT, (AC)
1.4	11/07-	KFV, KFT	54	1360	 6PK1225  6PK1564  6PK1564K1  CT1067  CT1067K1  CT1067WP1	ALT, (AC) ALT, (AC) ALT, (AC) CA CA CA
FREEMONT (JF_)						
2.0 JTD, 2.0 JTD 4x4	08/11-	939 B5.000, 940 A5.000	103-125	1956	 6PK1725  CT1105  CT1105K3  CT1105WP2  VD1065	ALT CA CA CA

					ContiTech		
FIAT							
IDEA							
 1.2 16V	01/04-	188 A5.000	59	1242	 4PK673  5PK1150  5PK1150K1  CT1049  CT1049K1  CT1049WP1	ALT, (-AC) ALT, (AC) ALT, (AC) CA CA CA	
1.3 JTD, 1.3 D Multijet	01/04-	188 A9.000, 199 A3.000	51-66	1248	 6PK1180  6PK1180K3  6PK1310  6PK1310K1  AP9035  AP9082	ALT, (-AC) ALT, (-AC) ALT, (AC) ALT, (AC) 	
1.4	10/05-	350 A1.000	57	1368	 4PK665  5PK1145  5PK1145K1  CT1115  CT1115K1  CT1115WP1	ALT, (-AC) ALT, (AC) ALT, (AC) CA CA CA	
1.4 LPG	03/09-	350 A1.000	57	1368	 4PK665  5PK1150  5PK1150K1  CT1115  CT1115K1  CT1115WP1	ALT, (-AC) ALT, (AC) ALT, (AC) CA CA CA	
1.4, 1.4 16V	12/03-	192 B2.000, 843 A1.000	66-70	1368	 4PK673  5PK1150  5PK1150K1  CT1049  CT1049K1  CT1049WP1	ALT, (-AC) ALT, (AC) ALT, (AC) CA CA CA	
1.9 JTD	01/04-	188 B2.000	74	1910	 6PK1180  6PK1195  CT968  CT968K2  AP9017  AP9054  VD1065  MS30	ALT, 06/2006⇄ ALT, ⇄06/2006 CA CA FOR ART-NO: VD1065	
LINEA (323)							
1.3 D Multijet	06/07-	199 A3.000	66	1248	 4PK1022 ELAST  4PK1022 ELAST T1  6PK1180  6PK1180K1  6PK1180K3  6PK1325  AP9035  AP9082	PS PS ALT, (-AC) ALT, (-AC), (AUTOM) ALT, (-AC), (MANL) ALT, (AC)	
	09/09-	199 A3.000	70	1248	 6PK1520  6PK1670  AP9035  AP9082	ALT, (-AC) ALT, (AC)	
1.4	06/07-	350 A1.000	57	1368	 4PK665  5PK1145  5PK1145K1  CT1115  CT1115K1  CT1115WP1	ALT, (-AC) ALT, (AC) ALT, (AC) CA CA CA	
1.4 T-Jet	09/07-	198 A4.000	88	1368	 4PK665  5PK1150  5PK1150K1  CT1049	ALT, (-AC) ALT, (AC) ALT, (AC) CA	
							

					ContiTech		
FIAT							
LINEA (323)							
 1.6 D Multijet	06/09-	198 A3.000	77	1598	 CT1049K1	CA	
					 CT1049WP1	CA	
					 6PK1374	ALT, (-AC)	
					 6PK1710	ALT, (AC)	
					 CT1155	CA	
					 CT1155K1	CA	
					 CT1155WP1	CA	
					 AP9054		
					 VD1065		
MAREA (185)							
1.4 80 12V	09/96-05/02	182 A3.000	59	1370	 6PK1045	ALT, PS, (-AC)	
					 6PK1845	ALT, PS, (AC)	
					 CT878	CA	
					 CT878K1	CA	
1.6 100 16V	09/96-05/02	182 A4.000	76	1581	 3PK670	PS	
					 4PK924 ELAST	AC, OE-NO 71718443, 46759895	
					 4PK924 ELAST T1	AC, OE-NO 71718443, 46759895	
					 4PK962	AC, ⇨06/2001, OE-NO 46542302, 46537099	
					 5PK940	ALT	
					 CT879	CA	
					 CT879K1	CA	
1.8 115 16V	09/96-05/02	182 A2.000	83	1747	 6PK1045	ALT, (-AC)	
					 6PK1845	ALT, (AC)	
					 CT877	CA, WP	
					 CT877K2	CA, WP	
					 CT877WP2	CA, WP	
1.9 JTD 105	04/99-05/02	182 B4.000	77	1910	 6PK1038	ALT, (-AC)	
					 6PK1836	ALT, (AC)	
					 CT968	CA	
					 CT968K2	CA	
					 CT968WP2	CA	
					 AP9058		
					 VD1065		
					 MS30	FOR ART-NO: VD1065	
1.9 JTD 110	01/01-05/02	186 A6.000	81	1910	 6PK1038	ALT, (-AC)	
					 6PK1836	ALT, (AC)	
					 CT968	CA	
					 CT968K2	CA	
					 CT968WP2	CA	
					 AP9017		
					 VD1065		
					 MS30	FOR ART-NO: VD1065	
1.9 TD 100	09/96-05/02	182 A7.000, 182 B9.000	74	1910	 6PK1038	ALT, (-AC)	
					 6PK1830	ALT, (AC), ⇨MTR-NO 1865931	
					 6PK1836	ALT, (AC), MTR-NO 1865932⇨	
					 CT995	CA	
					 CT995K2	CA	
					 CT995WP1	CA, 09/1997⇨	
					 AP9017		
					 AP9058		
					 VD1065		
					 MS30	FOR ART-NO: VD1065	
							
MULTIPLA (186)							
1.6 100 16V, 1.6 16V Bipower	04/99-06/10	182 A4.000	76	1581	 3PK670	PS	
					 4PK924 ELAST	AC, OE-NO 71718443, 46759895	
					 4PK924 ELAST T1	AC, OE-NO 71718443, 46759895	
					 4PK962	AC, ⇨06/2001, OE-NO 46542302, 46537099	
					 5PK940	ALT, WP	
					 CT879	CA	
					 CT879K1	CA	
1.6, 1.6 16V Bipower	09/00-06/10	182 B6.000	76	1596	 3PK670	PS	
							

					ContiTech	
FIAT						
MULTIPLA (186)						
1.9 JTD 105, 1.9 JTD 115	04/99-06/10	182 B4.000, 186 A8.000	77-85	1910	 4PK924 ELAST  4PK924 ELAST T1  5PK940  CT879  CT879K1	AC, OE-NO 71718443, 46759895 AC, OE-NO 71718443, 46759895 ALT, WP CA CA, MTR-CODE: 182B6.000
					 6PK1038  6PK1836  CT968  CT968K2  CT968WP2  AP9017  AP9058  VD1065  MS30	ALT, (AC) ALT, (AC) CA CA CA CA FOR ART-NO: VD1065
1.9 JTD, 1.9 JTD 110	03/01-06/10	186 A6.000, 186 A9.000	81-88	1910	 6PK1038  6PK1836  CT968  CT968K2  CT968WP2  AP9017  VD1065  MS30	ALT, (AC) ALT, (AC) CA, WP CA, WP CA, WP FOR ART-NO: VD1065
PALIO (178BX)						
1.2	06/99-10/00	178 E2.000	50	1242	 3PK915  4PK665  4PK673  4PK698  4PK841  CT927  CT927K1  CT927WP1  CT999  CT999K1  CT999WP1	PS ALT, (AC), (-PS), MTR-NO 0714686⇄ ALT, (AC), (-PS), ⇄MTR-NO 0714685 ALT, (AC) AC CA, ⇄MTR-NO 9042883 CA, ⇄MTR-NO 9042883 CA, ⇄MTR-NO 9042883 CA, MTR-NO 9042884⇄ CA, MTR-NO 9042884⇄ CA, MTR-NO 9042884⇄
PALIO Weekend (178DX)						
1.2	02/01-	188 A4.000, 178 C4.066	44	1242	 3PK915  4PK665  4PK673  4PK698  4PK841  CT1115  CT1115K1  CT999  CT999K1	PS ALT, (AC), 05/2002⇄ ALT, (AC), ⇄04/2002 ALT, (AC) AC CA, MTR-CODE: 188 A4.000, MTR-NO 2533529⇄ MTR-CODE: 188 A4.000, CA, MTR-NO 2533529⇄ CA, MTR-CODE: 188 A4.000, ⇄MTR-NO 2533528 CA, MTR-CODE: 188 A4.000, ⇄MTR-NO 2533528
	09/01-	188 A5.000	59	1242	 3PK905  4PK673  5PK1190  CT1049  CT1049K1  CT1049WP1	PS ALT, (AC) ALT, (AC) CA CA CA
	04/96-02/01	178 B5.000	54	1242	 3PK915  4PK673  4PK698  4PK841  CT927  CT927K1  CT927WP1  CT999  CT999K1  CT999WP1	PS ALT, (PS), (AC) ALT, (PS), (AC) AC CA, ⇄MTR-NO 9042883 CA, ⇄MTR-NO 9042883 CA, ⇄MTR-NO 9042883 CA, MTR-NO 9042884⇄ CA, MTR-NO 9042884⇄ CA, MTR-NO 9042884⇄
1.6 16V	04/96-02/01	178 B3.000	74	1581	 3PK670	PS


































































					ContiTech	
FIAT						
PALIO Weekend (178DX)						
					 4PK855	AC
					 5PK940	ALT, OE-NO 46738444
					 5PK955	ALT, OE-NO 46473060
					 CT879	CA
					 CT879K1	CA
1.7 TD	04/96-03/01	176 A3.000	51	1698	 3PK719	PS
					 4PK905	AC, MTR-NO 02138440⇒
					 4PK938	AC, ⇒MTR-NO 02138439
					 6PK986	ALT
					 CT611	CA
					 CT611K1	CA
1.9 D	03/01-	223 A6.000	46	1910	 6PK1050	ALT, (AC)
					 6PK1815	ALT, (AC)
					 CT995	CA
					 CT995K2	CA
					 CT995WP1	CA
					 AP9017	
					 AP9058	
					 VD1065	(AC)
					 MS30	FOR ART-NO: VD1065
PANDA (141A_) 1000 i.e. CAT						
	10/87-08/98	156 A2.246, 141 C2.000	33	999	 AVX10X675	ALT
					 AVX10X675	ALT, ⇒MTR-NO 4233955
					 4PK673	ALT, MTR-NO 4233956⇒
					 CT503	CA, ⇒MTR-NO 9042883
					 CT503K1	CA, ⇒MTR-NO 9042883
					 CT997	CA, MTR-NO 9042884⇒
					 CT997K1	CA, MTR-NO 9042884⇒
1100	02/95-09/03	176 B2.000, 187 A1.000	40	1108	 4PK665	ALT, (AC), MTR-NO 0714684⇒
					 4PK673	ALT, (AC), ⇒MTR-NO 0714683
					 5PK1150	ALT, (AC)
					 CT1114	CA, MTR-CODE: 187 A1.000, MTR-NO 2934170⇒
					 CT973	MTR-CODE: 176 B2.000, CA, ⇒MTR-NO 9042883
					 CT973K1	MTR-CODE: 176 B2.000, CA, ⇒MTR-NO 9042883
					 CT973WP1	MTR-CODE: 176 B2.000, CA, ⇒MTR-NO 9042882, ⇒03/1999
					 CT973WP2	MTR-CODE: 176 B2.000, CA, ⇒MTR-NO 9042882, 04/1999⇒
					 CT997	MTR-CODE: 176 B2.000, CA, MTR-NO 9042884⇒
					 CT997	MTR-CODE: 187 A1.000, ⇒MTR-NO 2934169, CA
					 CT997K1	MTR-CODE: 176 B2.000, CA, MTR-NO 9042884⇒
					 CT997K1	MTR-CODE: 187 A1.000, ⇒MTR-NO 2934169, CA
					 CT997WP1	MTR-CODE: 176 B2.000, CA, MTR-NO 9042884⇒
					 CT997WP1	MTR-CODE: 187 A1.000, CA, MTR-NO 9042884⇒
1100 4x4	02/95-07/04	176 B2.000	40	1108	 4PK665	ALT, (AC), MTR-NO 0714684⇒
					 4PK673	ALT, (AC), ⇒MTR-NO 0714683
					 5PK1150	ALT, (AC)
					 CT973	CA, MTR-CODE: 176 B2.000, ⇒MTR-NO 9042883
					 CT973K1	CA, MTR-CODE: 176 B2.000, ⇒MTR-NO 9042883
					 CT973WP1	CA, ⇒MTR-NO 9042883, ⇒03/1999, MTR-CODE: 176 B2.000
					 CT973WP2	CA, MTR-CODE: 176 B2.000, ⇒MTR-NO 9042883, 04/1999⇒
					 CT997	CA, MTR-CODE: 176 B2.000, MTR-NO 9042884⇒
					 CT997K1	CA, MTR-CODE: 176 B2.000, MTR-NO 9042884⇒
					 CT997WP1	CA, MTR-CODE: 176 B2.000, MTR-NO 9042884⇒
750	01/86-01/95	141 B.000	25	770	 AVX10X800	ALT
					 CT503	CA
					 CT503K1	CA
		156 A4.000	25	770	 AVX10X675	ALT, ENGINE: OHC
					 AVX10X800	ALT, ENGINE: OHV































































					ContiTech		
FIAT							
PANDA (141A_)↵							
↵					 CT503	CA, ⇨MTR-NO 9042883	
					 CT503K1	CA, ⇨MTR-NO 9042883	
					 CT997	CA, MTR-NO 9042884⇨	
					 CT997K1	CA, MTR-NO 9042884⇨	
900	10/80-12/96	100 GL3.000, 146 A.000, 1170 A1.046	29-33	899- 903	 AVX10X800	ALT	
PANDA Van (141_)↵							
1.1, 1.1 4x4	09/00-02/04	187 A1.000	40	1108	 4PK665	ALT, (AC), MTR-NO 714685⇨	
					 4PK673	ALT, (AC), ⇨MTR-NO 714685	
					 5PK1150	ALT, (AC)	
					 CT997	CA	
					 CT997K1	CA	
					 CT997WP1	CA, MTR-NO 9042884⇨	
1000 ie	08/92-02/04	156 A2.246	33	999	 CT503	CA, ⇨MTR-NO 9042883	
					 CT503K1	CA, ⇨MTR-NO 9042883	
					 CT997	CA, MTR-NO 9042884⇨	
					 CT997K1	CA, MTR-NO 9042884⇨	
750	01/86-07/92	141 B.000	25	764	 AVX10X675	ALT, ENGINE: OHC	
					 AVX10X800	ALT, ENGINE: OHV	
					 CT503	CA	
					 CT503K1	CA	
PANDA / PANDA Van (169)↵							
1.1	09/03-	187 A1.000	40	1108	 4PK665	ALT, (AC)	
					 5PK1150	ALT, (AC)	
					 5PK1150K1	ALT, (AC)	
					 CT1114	CA, MTR-CODE: 187 A1.000, MTR-NO 2533528⇨	
					 CT1114K1	CA, MTR-CODE: 187 A1.000, MTR-NO 2533528⇨	
					 CT997	CA, ⇨08/2004, ⇨MTR-NO 2533527	
					 CT997K1	CA, ⇨08/2004, ⇨MTR-NO 2533527	
					 CT997WP1	CA, ⇨08/2004, ⇨MTR-NO 2533527	
1.2	09/04-	188 A4.000	44	1242	 4PK665	ALT, (AC)	
					 5PK1150	ALT, AC	
					 5PK1150K1	ALT, AC	
					 CT1115	CA, MTR-CODE: 188 A4.000, MTR-NO 2533529⇨	
					 CT1115K1	CA, MTR-CODE: 188 A4.000, MTR-NO 2533529⇨	
					 CT1115WP1	CA, MTR-CODE: 188 A4.000, MTR-NO 2533529⇨	
					 CT999	CA, MTR-CODE: 188 A4.000, ⇨MTR-NO 2533528	
					 CT999K1	CA, MTR-CODE: 188 A4.000, ⇨MTR-NO 2533528	
1.2, 1.2 4x4, 1.2 LPG	09/03-	188 A4.000	44	1242	 CT999WP1	CA, MTR-CODE: 188 A4.000, ⇨MTR-NO 2533528	
					 4PK665	ALT, (AC)	
					 5PK1145	ALT, AC	
					 5PK1145K1	ALT, AC	
					 CT1115	CA, MTR-CODE: 188 A4.000, MTR-NO 2533529⇨	
					 CT1115K1	CA, MTR-CODE: 188 A4.000, MTR-NO 2533529⇨	
					 CT1115WP1	CA, MTR-CODE: 188 A4.000, MTR-NO 2533529⇨	
					 CT999	CA, MTR-CODE: 188 A4.000, ⇨MTR-NO 2533528	
1.2, 1.2 LPG, 1.2 4x4	11/09-	169 A4.000	51	1242	 CT999K1	CA, MTR-CODE: 188 A4.000, ⇨MTR-NO 2533528	
					 CT999WP1	CA, MTR-CODE: 188 A4.000, ⇨MTR-NO 2533528	
					 4PK665	ALT, (AC), 04/2010⇨	
					 5PK1150	ALT, (AC), 04/2010⇨	
					 5PK1150K1	ALT, (AC), 04/2010⇨	
					 CT1115	CA, 04/2010⇨	
					 CT1115K1	CA, 04/2010⇨	
					 CT1115WP1	CA, 04/2010⇨	
1.3 D Multijet 4x4	01/06-	169 A1.000	55	1248	 6PK1180K3	ALT, (AC)	
					 6PK1185	ALT, (AC)	
					 6PK1310	ALT, (AC)	
					 6PK1310K1	ALT, (AC)	
					 AP9035		
1.3 D Multijet, 1.3 D	09/03-	169 A1.000, 169	51-55	1248	 6PK1180	ALT, (AC)	
↵							


































































					ContiTech	
---	---	---	---	---	-----------	---

FIAT





























































PANDA / PANDA Van (169)							
<div><div></div><div>Multijet 4x4</div></div>		A5.000, 188 A8.000, 188 A9.000			<div><div></div>6PK1180K3</div> <div><div></div>6PK1310</div> <div><div></div>6PK1310K1</div> <div><div></div>AP9035</div>	ALT, (-AC) ALT, (AC) ALT, (AC)	
	1.4	10/06-	169 A3.000	74	1368	<div><div></div>5PK1150</div> <div><div></div>5PK1150K1</div> <div><div></div>CT1049</div> <div><div></div>CT1049K1</div> <div><div></div>CT1049WP1</div>	ALT ALT CA CA CA
	1.4 Natural Power	09/10-	350 A1.000	57	1368	<div><div></div>5PK1150</div> <div><div></div>5PK1150K1</div> <div><div></div>CT1115</div> <div><div></div>CT1115K1</div> <div><div></div>CT1115WP1</div>	ALT ALT CA CA CA
PANDA (312)							
0.9	02/12-	312 A2.000, 312 A4.000, 312 A7.000	48-63	875- 964	<div><div></div>5PK1150</div>	ALT, (AC)	
0.9 Natural Power	07/12-	312 A2.000	63	875	<div><div></div>5PK1155</div>	ALT, (AC)	
1.2, 1.2 LPG	02/12-	169 A4.000	51	1242	<div><div></div>4PK665</div> <div><div></div>5PK1150</div> <div><div></div>5PK1150K1</div> <div><div></div>CT1115</div> <div><div></div>CT1115K1</div> <div><div></div>CT1115WP1</div>	ALT, (-AC) ALT, (AC) ALT, (AC) CA CA CA	
1.3 D Multijet, 1.3 D Multijet 4x4	02/12-	199 A9.000, 199 A1.000	55	1248	<div><div></div>6PK1180</div> <div><div></div>6PK1180K3</div> <div><div></div>6PK1310</div> <div><div></div>6PK1310K1</div> <div><div></div>AP9035</div>	ALT, (-AC) ALT, (-AC) ALT, (AC) ALT, (AC)	
PANDA VAN (312)							
1.2, 1.2 LPG	02/12-	169 A4.000	51	1242	<div><div></div>4PK665</div> <div><div></div>5PK1145</div> <div><div></div>5PK1145K1</div> <div><div></div>CT1115</div> <div><div></div>CT1115K1</div> <div><div></div>CT1115WP1</div>	ALT, (-AC) ALT, (AC) ALT, (AC) CA CA CA	
PUNTO (176, 176C, 176L)							
1.1	04/96-02/00	176 B2.000	40	1108	<div><div></div>3PK915</div> <div><div></div>4PK673</div> <div><div></div>4PK706</div> <div><div></div>4PK855</div> <div><div></div>CT973</div> <div><div></div>CT973K1</div> <div><div></div>CT973WP1</div> <div><div></div>CT973WP2</div> <div><div></div>CT997</div> <div><div></div>CT997K1</div> <div><div></div>CT997WP1</div>	PS ALT, (-PS), (-AC) ALT, (AC) AC, (PS) CA, ⇨MTR:NO 9042883 CA, ⇨MTR:NO 9042883 CA, ⇨MTR:NO 9042883, ⇨03/1999 CA, ⇨MTR:NO 9042883, 04/1999⇨ CA, MTR:NO 9042884⇨ CA, MTR:NO 9042884⇨ CA, MTR:NO 9042884⇨	
1.2 16V	04/97-09/99	176 B9.000	63	1242	<div><div></div>3PK915</div> <div><div></div>4PK673</div> <div><div></div>4PK698</div> <div><div></div>4PK706</div> <div><div></div>4PK841</div> <div><div></div>4PK855</div> <div><div></div>CT1049</div> <div><div></div>CT1049K1</div>	PS ALT, (-AC) ALT, (AC), MTR:NO 7882273⇨ ALT, (AC), ⇨MTR:NO 7882272 AC, MTR:NO 7882273⇨ AC, ⇨MTR:NO 7882272 CA CA	
1.4 GT Turbo	01/94-09/99	176 A4.000, 176 B6.000	96-98	1372	<div><div></div>AVX10X690</div> <div><div></div>3PK1000</div> <div><div></div>5PK940</div> <div><div></div>5PK990</div>	PS AC ALT ALT, (AC)	





































































					ContiTech	
FIAT						
PUNTO (176, 176C, 176L)						
					 CT605	CA
					 CT605K1	CA
1.6	01/94-04/97	176 A9.000	65	1581	 AVX10X690	PS
					 4PK1006	AC, ⇨MTR-NO 09396121
					 4PK975	AC, MTR-NO 09396122⇨
					 5PK940	ALT
					 CT605	CA
					 CT605K1	CA
1.7 D	04/94-02/00	176 B3.000	42	1698	 3PK719	PS
					 4PK945	AC
					 5PK940	ALT, ⇨MTR-NO 1815650
					 6PK935	ALT, MTR-NO 1815652⇨
					 6PK986	ALT, (AC)
					 CT611	CA
					 CT611K1	CA
1.7 TD	01/94-02/00	176 A3.000, 176 A5.000, 176 B7.000	46-52	1698	 3PK719	PS
					 4PK950	AC
					 5PK934	ALT, ⇨MTR-NO 01815651
					 6PK935	ALT, MTR-NO 01815652⇨
					 6PK986	ALT, (AC)
					 CT611	CA
					 CT611K1	CA
55 1.1	09/93-09/99	176 A6.000, 176 B2.000	40	1108	 3PK915	PS
					 4PK673	ALT
					 4PK706	ALT, (PS), (AC)
					 4PK855	AC, (PS)
					 CT927	CA, MTR-CODE: 176 A7.000, ⇨MTR-NO 9042883, OE-NO 71749474, (PUNTO 60 1.2i)
					 CT973	CA, ⇨MTR-NO 9042883
					 CT973K1	CA, ⇨MTR-NO 9042883
					 CT973WP1	CA, ⇨MTR-NO 9042883, ⇨03/1999
					 CT973WP2	CA, ⇨MTR-NO 9042883, 04/1999⇨
					 CT997	CA, MTR-NO 9042884⇨
					 CT997K1	CA, MTR-NO 9042884⇨
					 CT997WP1	CA, MTR-NO 9042884⇨
60 1.2	01/94-06/00	176 A7.000, 176 B1.000, 176 B4.000	43-44	1242	 3PK915	PS
					 4PK673	ALT, (AC)
					 4PK698	ALT, (AC), MTR-NO 7882273⇨
					 4PK706	ALT, (AC), ⇨MTR-NO 7882272
					 4PK841	AC, MTR-NO 7882273⇨
					 4PK855	AC, ⇨MTR-NO 7882272
					 CT927	CA, ⇨MTR-NO 9042882
					 CT927K1	CA, ⇨MTR-NO 9042882
					 CT927WP1	CA, ⇨MTR-NO 9042882
					 CT999	CA, MTR-NO 9042883⇨
					 CT999K1	CA, MTR-NO 9042883⇨
					 CT999WP1	CA, MTR-NO 9042883⇨
75 1.2	10/93-09/99	176 A8.000	54	1242	 3PK915	PS, MTR-NO 5795655⇨
					 3PK935	PS, ⇨MTR-NO 5795654
					 4PK673	ALT, (AC)
					 4PK698	ALT, (AC), MTR-NO 7882273⇨
					 4PK706	ALT, (AC), ⇨MTR-NO 7882272
					 4PK841	AC, MTR-NO 7882273⇨
					 4PK855	AC, ⇨MTR-NO 7882272
					 CT927	CA, ⇨MTR-NO 9042882
					 CT927K1	CA, ⇨MTR-NO 9042882
					 CT927WP1	CA, ⇨MTR-NO 9042882
					 CT999	CA, MTR-NO 9042883⇨
					 CT999K1	CA, MTR-NO 9042883⇨
					 CT999WP1	CA, MTR-NO 9042883⇨




































































					ContiTech	
FIAT						
 PUNTO (188, 188AX) 1.2 16V 80	09/99-	188 A5.000	59	1242	 3PK915	(RHD), PS
					 4PK665	ALT, (-AC), MTR-NO 714686⇄
					 4PK673	ALT, (-AC), ⇄MTR-NO 714685
					 4PK698	(RHD), ALT, AC
					 4PK841	(RHD), AC
					 5PK1150	09/2001⇄, ALT, AC
					 5PK1173	⇄08/2001, ALT, AC
					 CT1049	CA
					 CT1049K1	CA
					 CT1049WP1	CA
1.2 60	09/99-	188 A4.000	44	1242	 4PK665	ALT, (-AC), MTR-NO 714686⇄
					 4PK673	ALT, (-AC), ⇄MTR-NO 714685
					 4PK841	AC, (RHD)
					 5PK1150	ALT, AC, 02/2002⇄
					 5PK1173	ALT, AC, ⇄01/2002
					 CT1115	CA, MTR-CODE: 188 A4.000, MTR-NO 2533529⇄, MODEL '04⇄
					 CT1115K1	CA, MTR-CODE: 188 A4.000, MTR-NO 2533529⇄, MODEL '04⇄
					 CT1115WP1	CA, MTR-CODE: 188 A4.000, MTR-NO 2533529⇄, MODEL '04⇄
					 CT999	CA, MTR-CODE: 188 A4.000, ⇄MTR-NO 2533528, ⇄MODEL '03
					 CT999K1	CA, MTR-CODE: 188 A4.000, ⇄MTR-NO 2533528, ⇄MODEL '03
1.2 Bifuel	08/07-	188 A4.000	44	1242	 5PK1155	ALT, (AC)
					 CT1115	CA
					 CT1115K1	CA
					 CT1115WP1	CA
1.3 JTD, 1.3 JTD 16V	06/03-	188 A9.000	51	1248	 6PK1180	ALT, (-AC)
					 6PK1180K3	ALT, (-AC)
					 6PK1310	ALT, (AC)
					 6PK1310K1	ALT, (AC)
					 AP9035	
1.4	09/03-	843 A1.000	70	1368	 4PK673	ALT, (-AC)
					 5PK1150	ALT, (AC)
					 5PK1150K1	ALT, (AC)
					 CT1049	CA
					 CT1049K1	CA
					 CT1049WP1	CA
1.8 130 HGT	09/99-	183 A1.000, 188 A6.000	96	1747	 6PK1760	ALT, OE-NO 73501580
					 6PK1795	ALT, OE-NO 60674147
					 6PK1815	ALT, OE-NO 60667257
					 6PK1845	ALT, OE-NO 71739915
					 CT877	CA, MTR-CODE: 183.A1.000, ⇄08/2000
					 CT877K2	CA, MTR-CODE: 183.A1.000
					 CT877WP2	CA, MTR-CODE: 183.A1.000
					 CT947	CA, MTR-CODE: 188.A6.000, 09/2000⇄
					 CT947K2	CA, MTR-CODE: 188.A6.000
1.9 DS 60	09/99-	188 A3.000	44	1910	 6PK1195	ALT, AC, 04/2002⇄
					 6PK1230	ALT, AC, ⇄03/2002
					 6PK815	ALT
					 CT995	CA
					 CT995K2	CA
					 CT995WP1	CA
					 AP9017	
					 AP9058	
1.9 JTD, 1.9 JTD 80	09/99-	188 A2.000, 188 A7.000	59-63	1910	 6PK1195	ALT, AC, 04/2002⇄
					 6PK1230	ALT, AC, ⇄03/2002
						































































					ContiTech	
FIAT						
PUNTO (188, 188AX)						
					 6PK815	ALT
					 CT968	CA
					 CT968K2	CA
					 CT968WP2	CA
					 AP9017	
					 AP9058	
					 VD1065	
					 MS30	FOR ART-NO: VD1065
PUNTO / GRANDE PUNTO / PUNTO EVO / PUNTO Van(199)						
0.9 Twinair Turbo	03/12-	312 A2.000	63	875	 5PK1150	ALT, (AC)
1.2	10/09-	169 A4.000	51	1242	 4PK665	ALT, (AC), ⇨05/2012
					 5PK1150	ALT, (AC), ⇨05/2012
					 5PK1150K1	ALT, (AC), ⇨05/2012
					 CT1115	CA, ⇨05/2012
					 CT1115K1	CA, ⇨05/2012
					 CT1115WP1	CA, ⇨05/2012
1.3 D Multijet	10/05-	199 A4.000	48	1242	 4PK665	ALT, (AC)
	12/13-	199 B8.000	59	1248	 5PK1145	ALT, (AC)
					 5PK1145K1	ALT, (AC)
					 CT1115	CA
					 CT1115K1	CA
					 CT1115WP1	CA
	10/09-02/12	223 A9.000, 199 B4.000	62	1248	 AP9035	
					 6PK1180	ALT, (AC)
					 6PK1180K3	ALT, (AC)
					 6PK1318	ALT, (AC)
					 AP9035	
					 AP9082	
	10/05-	199 A2.000	55	1248	 6PK1180	ALT, (AC)
					 6PK1180K3	ALT, (AC)
					 6PK1325	ALT, AC
					 AP9035	
					 AP9078	
					 AP9082	
	03/12-	199 A2.000, 199 A9.000	55	1248	 6PK1318	ALT
					 AP9035	
		199 B4.000	62	1248	 6PK1180K3	ALT, (AC)
					 6PK1185	ALT, (AC), (MANL)
					 6PK1318	ALT, (AC), (MANL)
					 AP9035	ALT, (AUTOM)
	10/05-	199 B1.000	70	1248	 6PK1318	ALT
					 AP9035	
					 AP9082	
	10/09-02/12	199 A2.000, 199 A9.000	55	1248	 6PK1180	ALT, (AC)
					 6PK1180K3	ALT, (AC)
					 6PK1325	ALT, AC
					 AP9035	
					 AP9082	
		199 B1.000	70	1248	 6PK1318	ALT
	10/05-	199 A3.000	66	1248	 AP9078	
					 AP9082	
					 6PK1180	ALT, (AC)
					 6PK1180K1	ALT, (AC)
					 6PK1325	ALT, (AC)
					 AP9035	
	03/12-	199 B4.000, 199 B8.000	59-62	1248	 AP9078	
					 AP9082	
					 AP9035	
1.4	10/05-	350 A1.000	57	1368	 4PK665	ALT, (AC)





































































					ContiTech	
---	---	---	---	---	-----------	---



































































FIAT						
PUNTO / GRANDE PUNTO / PUNTO EVO / PUNTO Van(199)						
					 5PK1145	ALT, (AC)
					 5PK1145K1	ALT, (AC)
					 CT1115	CA
					 CT1115K1	CA
					 CT1115WP1	CA
1.4 16V, 1.4 T-Jet, 1.4 Multi Air, 1.4 Turbo Multi Air	10/05-	198 A4.000, 199 A6.000, 955 A2.000, 955 A6.000	70-99	1368	 4PK665	ALT, (-AC)
					 5PK1150	ALT, (AC)
					 5PK1150K1	ALT, (AC)
					 CT1049	CA
					 CT1049K1	CA
					 CT1049WP1	CA
1.4 LPG, 1.4 Natural Power	06/09-02/12	350 A1.000	57	1368	 5PK1150	ALT, (AC)
					 5PK1150K1	ALT, (AC)
					 CT1115	CA
					 CT1115K1	CA
					 CT1115WP1	CA
1.4, 1.4 Bifuel, 1.4 Natural Power	06/06-	199 A7.000, 350 A1.000	55-57	1368	 4PK665	ALT, (-AC)
					 5PK1150	ALT, (AC)
					 5PK1150K1	ALT, (AC)
					 CT1115	CA
					 CT1115K1	CA
					 CT1115WP1	CA
1.9 D Multijet	10/05-	939 A1.000, 199 A5.000	88-96	1910	 6PK1374	ALT, (AC), OE-NO 55203815
					 6PK1390	ALT, (AC), OE-NO 51758124
					 CT1106	CA
					 CT1106K1	CA
					 CT1106WP1	CA
					 AP9017	
					 AP9054	
					 VD1065	⇒MTR-NO 5452805
					 MS30	FOR ART-NO: VD1065
QUBO (225)						
1.3 D Multijet	02/08-	199 A2.000, 199 A9.000	55	1248	 4PK1022 ELAST	PS
					 4PK1022 ELAST T1	PS
					 6PK1180	ALT, (-AC)
					 6PK1180K1	ALT, (-AC), (AUTOM)
					 6PK1180K3	ALT, (-AC), (MANL)
					 6PK1325	ALT, (AC)
					 AP9082	
	07/10-	199 B1.000	70	1248	 6PK1526	ALT, (AC)
					 6PK1670	ALT, (AC)
					 AP9082	
1.4	02/08-	KFV, KFT	54	1360	 6PK1225	ALT, (-AC)
					 6PK1564	ALT, (AC)
					 6PK1564K1	ALT, (AC)
					 CT1067	CA
					 CT1067K1	CA
					 CT1067WP1	CA
1.4 Natural Power	10/09-	350 A1.000	57	1368	 4PK665	ALT, (-AC)
					 5PK1145	ALT, (AC)
					 5PK1145K1	ALT, (AC)
					 CT1115	CA
					 CT1115K1	CA
					 CT1115WP1	CA
REGATA (138)						
70 1.3	09/83-07/89	149 A3.000, 149 A7.000	48	1301	 AVX10X550	ALT, (AC)
					 AVX10X685	WP, (AC)
					 AVX10X825	AC
					 AVX10X825	ALT
					 CT594	CA, (AUTOM)
					 CT594	(AC), ⇒CH-NO 7211446

					ContiTech		
FIAT							
REGATA (138)							
					 CT594K2	(AC), ⇨CH-NO 7211446	
					 CT594K2	CA, (AUTOM)	
					 CT647	CA, (MANL)	
					 CT647K5	CA, MTR-NO 5771823⇨	
					 CT702	CA, (AC), CH-NO 7211447⇨	
SCUDO (220L, 220P)							
1.6	02/96-12/06	220 A 2.000	58	1581	 AVX10X690	PS	
					 4PK905	ALT, (AC)	
					 6PK890	ALT, (AC)	
					 6PK923	AC	
					 CT605	CA	
					 CT605K1	CA	
1.9 D	04/98-12/06	WJZ (DW8)	51	1868	 6PK1045	ALT, AC, (-PS)	
					 6PK1390	ALT, PS, (-AC), ⇨10/1999	
					 6PK1390K1	ALT, (PS), (-AC), ⇨10/1999	
					 6PK1440	ALT, PS, (-AC), 10/1999⇨	
					 6PK1440K1	ALT, PS, (-AC), 10/1999⇨	
					 6PK1740	ALT, PS, AC	
					 6PK869	ALT, (-PS), (-AC)	
					 CT986	CA	
					 CT986K2	CA	
					 CT986WP2	CA	
					 AP9019		
					 AP9023		
					 VD1097		
					 MS14	FOR ART-NO: VD1097	
1.9 D, 1.9 TD, 1.9 TD Eco	02/96-12/06	D9B, DHX (XUD9TF/L)	51-66	1905	 6PK1110	ALT, PS, (-AC)	
					 6PK1165	ALT, AC, (-PS)	
					 6PK1740	ALT, PS, AC	
					 6PK1740K2	ALT, PS, AC	
					 6PK730	ALT, (-PS), (-AC)	
					 CT1061	CA	
					 CT1061K2	CA	
					 CT1061WP1	CA, ⇨ORG-NO 07390, ⇨03/1997	
					 CT1061WP3	CA, 04/1997⇨, ORG-NO 07391⇨	
					 AP9019		
					 VD1086		
					 MS01	FOR ART-NO: VD1086	
1.9 TD	02/98-12/06	D8B	68	1905	 6PK1110	ALT, PS, (-AC)	
					 6PK1165	ALT, AC, (-PS)	
					 6PK1740	ALT, PS, AC	
					 6PK1740K2	ALT, PS, AC	
					 6PK730	ALT, (-PS), (-AC)	
					 CT1061	CA	
					 CT1061K2	CA	
					 CT1061WP3	CA	
					 AP9019		
					 VD1086		
					 MS01	FOR ART-NO: VD1086	
2.0	05/00-12/06	RFN (EW10J4)	100	1997	 6PK1190	ALT, (AC)	
					 6PK1710	ALT, (AC)	
					 6PK1710K2	ALT, (AC), ⇨11/2005, ⇨ORG-NO 10614	
					 CT1138	CA	
					 CT1138K1	CA	
					 CT1138WP1	CA	
2.0 16V	06/00-12/06	RFN (EW10J4)	100	1997	 6PK1190	ALT, PS, (-AC)	
					 6PK1705	ALT, PS, AC	
					 CT1138	CA	
					 CT1138K1	CA	
					 CT1138WP1	CA	
2.0 JTD	12/99-12/06	RHX	69	1997	 6PK1468	ALT, (AC)	
							

					ContiTech							
FIAT												
SCUDO (220L, 220P)												
						6PK1468D1	ALT, (AC), →11/2004					
						6PK1468K1	ALT, (AC)					
						6PK1740	ALT, (AC)					
						6PK1740D1	ALT, (AC), →11/2004					
						6PK1740K1	ALT, (AC)					
						CT987	CA					
						CT987K1	CA, 12/2003→					
						CT987K1	CA, →04/2000					
						CT987K2	CA, 04/2000→, →11/2003					
						CT987WP1	CA, →04/2000					
						CT987WP1	CA, 12/2003→					
						CT987WP2	CA, 04/2000→, →11/2003					
						AP9019						
						AP9023						
						AP9038						
						VD1080	→12/2002					
						VD1095	12/2002→					
						MS01	FOR ART-NO: VD1080					
					MS02	FOR ART-NO: VD1095						
2.0 JTD 16V	05/99-12/06	RHW (DW10ATED4)	80	1997		5PK970	ALT, (AC), →CH-NO 0008982, →06/2001, (DELPHI)					
						6PK1468	ALT, (AC)					
						6PK1468K1	ALT, (AC)					
						6PK1740	ALT, (AC), →CH-NO 0008983, →06/2001, (SANDEN)					
						6PK1740	ALT, (AC), CH-NO 0008983→, 06/2001→					
						6PK1740K1	ALT, (AC), CH-NO 0008983→, 06/2001→					
						6PK1740K1	ALT, (AC), (SANDEN), →CH-NO 0008983, →06/2001					
						CT1063	CA					
						CT1063K2	CA					
						CT1063WP1	CA					
						AP9019						
						AP9023						
						AP9038						
					SCUDO (270_, 272)							
					1.6 D Multijet	01/07-	9HU	66	1560		6PK1705	ALT, (AC)
	CT1092	CA										
						CT1092K1	CA					
						CT1092WP1	CA					
						AP9019						
						AP9023						
2.0 D Multijet	05/11-	RH02	94	1997		6PK1217	ALT					
						CT1140	CA					
						AP9019						
	01/07-	RHK, RHR, DW10BTED4	88-100	1997		6PK1217	ALT, AC					
					6PK1217K1	ALT, AC						
					CT1091	CA, MTR-CODE: DW10BTED4 FAP						
					CT1091K1	CA, MTR-CODE: DW10BTED4 FAP						
					CT1091WP1	CA, MTR-CODE: DW10BTED4 FAP						
					AP9019							
					AP9023							
					AP9040							
SEDICI												
1.6 16V	06/06-	M16A	88	1586		4PK805	AC					
						5PK836	ALT					
			79	1586		4PK800	AC					
						5PK836	ALT					
1.6 16V 4x4	06/06-	M16A	79	1586		4PK815	AC					
						5PK836	ALT					
1.9 D Multijet, 1.9 D Multijet 4x4	06/06-	D19AA	88	1910		6PK1390	ALT					
						CT1106	CA					
						CT1106K1	CA					
						AP9017						
												

					ContiTech	
FIAT						
SEDICI						
2.0 D Multijet 4x4	06/06-	D20AA	99	1956	 VD1065	FOR ART-NO: VD1065
					 MS30	
					 6PK1054	
					 6PK1390	
					 CT1105	
					 CT1105K3	
					 CT1105WP2	CA CA CA
					 VD1065	
SEICENTO (187)						
0.9	01/98-01/10	1170 A1.046	29	899	 AVX10X800	ALT, WP
1.1	01/98-01/10	176 B2.000, 187 A1.000	40	1108	 4PK545	ALT, (AC)
					 4PK665	ALT, (AC), MTR-CODE: 187.A1.000
					 4PK673	ALT, (AC), MTR-CODE: 176.B2.000
					 4PK790	AC
					 CT1114	CA, MTR-CODE: 187 A1.000, MTR-NO 2934170⇒
					 CT973	MTR-CODE: 176 B2.000, CA, ⇒MTR-NO 9042883
					 CT973K1	MTR-CODE: 176 B2.000, CA, ⇒MTR-NO 9042883
					 CT973WP1	MTR-CODE: 176 B2.000, CA, ⇒MTR-NO 9042882, ⇒03/1999
					 CT973WP2	MTR-CODE: 176 B2.000, CA, ⇒MTR-NO 9042882, 04/1999⇒
					 CT997	MTR-CODE: 187 A1.000, ⇒MTR-NO 2934169, CA
					 CT997	MTR-CODE: 176 B2.000, CA, MTR-NO 9042884⇒
					 CT997K1	MTR-CODE: 187 A1.000, ⇒MTR-NO 2934169, CA
					 CT997K1	MTR-CODE: 176 B2.000, CA, MTR-NO 9042884⇒
					 CT997WP1	MTR-CODE: 187 A1.000, CA, MTR-NO 9042884⇒
					 CT997WP1	MTR-CODE: 176 B2.000, CA, MTR-NO 9042884⇒
SEICENTO Van (287, 187)						
0.9	01/98-01/10	1170 A1.046	29	899	 AVX10X800	ALT, ⇒02/2000
SIENA						
1.3 JTD	11/07-	188 A9.000	51	1248	 4PK1022 ELAST	PS, (Albea)
					 6PK1180K3	ALT, (-AC), (Albea)
					 6PK1185	ALT, (-AC), (Albea)
					 6PK1310	ALT, (AC), (Albea)
					 6PK1310K1	ALT, (AC), (Albea)
					 AP9035	
SIENA (178.)						
1.2	09/98-12/09	178 B5.000	54	1242	 3PK915	PS
					 4PK665	ALT, (AC), 05/2002⇒
					 4PK673	ALT, (AC), ⇒04/2002
					 4PK698	ALT, (AC)
					 4PK841	AC
					 CT927	CA, ⇒MTR-NO 9042883
					 CT927K1	CA, ⇒MTR-NO 9042883
					 CT927WP1	CA, ⇒MTR-NO 9042883
					 CT999	CA, MTR-NO 9042884⇒
					 CT999K1	CA, MTR-NO 9042884⇒
					 CT999WP1	CA, MTR-NO 9042884⇒
	09/01-12/09	188 A4.000, 178 C4.066	44	1242	 3PK905	PS, MTR-CODE: 188 A4.000
					 3PK915	PS, MTR-CODE: 178 C4.066
					 4PK673	ALT, (-AC), MTR-CODE: 188 A4.000
					 4PK685	AC, MTR-CODE: 178 C4.066, 02/2005⇒
					 4PK698	ALT, MTR-CODE: 178 C4.066
					 4PK841	AC, MTR-CODE: 178 C4.066, ⇒02/2005
					 5PK1190	ALT, (AC), MTR-CODE: 188 A4.000
					 CT1115	CA, MTR-CODE: 178 C4.066, MTR-NO 2919640⇒
					 CT1115K1	CA, MTR-CODE: 178 C4.066, MTR-NO 2919640⇒
					 CT1115WP1	CA, MTR-CODE: 178 C4.066, MTR-NO 2919640⇒
					 CT999	CA, MTR-CODE: 188 A4.000
					 CT999	CA, MTR-CODE: 178 C4.066, ⇒MTR-NO 2919639
					 CT999K1	CA, MTR-CODE: 178 C4.066, ⇒MTR-NO 2919639
					 CT999K1	CA, MTR-CODE: 188 A4.000

					ContiTech		
FIAT							
SIENA (178_)							
					 CT999WP1	CA, MTR-CODE: 188 A4.000	
		188 A5.000	59	1242	 3PK905	PS	
					 4PK673	ALT, (-AC)	
					 5PK1190	ALT, (AC)	
					 CT1049	CA	
					 CT1049K1	CA	
					 CT1049WP1	CA	
1.3 JTD	09/03-12/09	188 A9.000	51	1248	 6PK1180	ALT, (-AC)	
					 6PK1180K3	ALT, (-AC)	
					 6PK1310	ALT, (AC)	
					 6PK1310K1	ALT, (AC)	
					 AP9035		
1.4, 1.4 CAT	04/96-12/09	178 B2.000, 178 B2.016	51	1372	 AVX10X690	PS	
					 4PK841	AC, 06/1999⇨	
					 4PK855	AC, ⇨05/1999	
					 5PK955	ALT	
					 CT605	CA	
1.6	11/00-12/09	182 B6.000	76	1596	 3PK670	PS	
					 4PK855	AC	
					 5PK940	ALT	
					 CT879	CA	
					 CT879K1	CA	
1.6 16V	09/98-12/09	178 B3.000	78	1581	 3PK670	PS	
					 4PK855	AC	
					 5PK940	ALT, 10/1999⇨	
					 5PK955	ALT, ⇨10/1999	
					 CT879	CA	
					 CT879K1	CA, MTR-CODE: 178B3.000 /178D2.011	
STILO (192)							
1.2 16V	02/02-11/06	188 A5.000	59	1242	 4PK673	ALT, (-AC)	
					 5PK1150	ALT, (AC)	
					 CT1049	CA	
					 CT1049K1	CA	
					 CT1049WP1	CA	
1.4 16V	01/04-11/06	843 A1.000, 192 B2.000	66-70	1368	 4PK673	ALT, (-AC)	
					 5PK1150	ALT, (AC)	
					 5PK1150K1	ALT, (AC)	
					 CT1049	CA	
					 CT1049K1	CA	
					 CT1049WP1	CA	
1.6 16V	10/01-08/08	182 B6.000	76	1596	 3PK670	PS	
					 4PK917 ELAST	AC	
					 4PK917 ELAST T1	LENGTH 917 mm, (4 RIBS), AC	
					 5PK940	ALT, WP	
					 CT879	CA	
					 CT879K1	CA	
1.8 16V	10/01-08/08	192 A4.000	98	1747	 6PK1270	ALT, PS, AC, 03/2003⇨	
					 6PK1285	ALT, PS, AC, ⇨02/2003	
					 CT947	CA	
					 CT947K2	CA	
1.9 D Multijet	09/05-11/06	192 A9.000	74	1910	 6PK1275	ALT, (AC)	
					 6PK815	ALT, (-AC)	
					 CT1106	CA, MTR-NO 4114650⇨	
					 CT1106K1	CA, MTR-NO 4114650⇨	
					 CT1106WP1	CA, MTR-NO 4114650⇨	
					 CT968	CA, ⇨MTR-NO 4114649	
					 CT968K2	CA, ⇨MTR-NO 4114649	
					 CT968WP2	CA, ⇨MTR-NO 4114649	
					 AP9017		
					 AP9054		
					 VD1065	(AC)	
							

					ContiTech	
FIAT						
STILO (192) 					 MS30	FOR ART-NO: VD1065
	09/05-08/08	192 A8.000	88	1910	 6PK1256	ALT
					 CT968	CA
					 CT968K2	CA
					 CT968WP2	CA
1.9 D, 1.9 JTD					 AP9017	
					 AP9054	
					 VD1065	(AC)
					 MS30	FOR ART-NO: VD1065
	09/04-08/08	192 B5.000	66	1910	 6PK1256	ALT, (AC), OE-NO 71744462
1.9 JTD					 6PK1270	ALT, (AC), OE-NO 71739512
					 6PK800	ALT, (-AC), CH-NO 066903⇒
					 6PK815	ALT, (-AC), ⇒CH-NO 066902
					 CT968	CA
					 CT968K2	CA
					 CT968WP2	CA
					 AP9017	
					 AP9054	
					 VD1065	
					 MS30	FOR ART-NO: VD1065
1.9 JTD	02/02-11/06	192 A3.000	59	1910	 6PK1275	ALT, AC
					 6PK815	ALT, (-AC)
					 CT968	CA
					 CT968K2	CA
					 CT968WP2	CA
					 AP9017	
					 AP9054	
					 VD1065	(AC)
					 MS30	FOR ART-NO: VD1065
	10/01-08/08	192 A1.000, 937 A7.000	85	1910	 6PK1256	ALT, (AC), 10/2005⇒
					 6PK1270	ALT, (AC), ⇒10/2005
					 6PK815	ALT, (-AC)
					 CT968	CA
					 CT968K2	CA
					 CT968WP2	CA
					 AP9017	
					 AP9054	
					 VD1065	(AC)
					 MS30	FOR ART-NO: VD1065
	01/04-11/06	192 A5.000	103	1910	 6PK1360	ALT, AC
					 CT1076	CA
					 CT1076K1	CA
					 AP9017	
					 AP9054	
					 VD1065	
2.4 20V					 MS30	FOR ART-NO: VD1065
	10/01-11/06	192 A2.000	125	2446	 6PK1145	AC
					 CT877	CA
					 CT877K3	CA
STRADA Pickup (178E) 1.3 D Multijet	05/06-	223 A9.000	62	1248	 4PK1022 ELAST	PS
					 4PK1022 ELAST T1	PS
					 6PK1180	ALT, (AC)
					 6PK1180K3	ALT, (-AC)
					 6PK1310	ALT, (AC)
TEMPRA (159) 1.4 i.e.					 6PK1310K1	ALT, (AC)
					 AP9035	
	03/92-08/96	836 A4.000, 160 A1.046	51	1372	 AVX10X685	PS
					 AVX10X735	PS, (AUTOM)
					 AVX10X865	ALT



ContiTech






































































FIAT

































































TEMPRA (159)



































































						AVX13X1050	AC
						4PK925	ALT, (AC), (AUTOM)
						4PK925	ALT, (PS), (AC), (AUTOM)
						4PK938	ALT, (-PS), (-AC)
						4PK962	ALT, (AC)
						5PK925	ALT, (PS)
						5PK962	ALT, (PS), (AC)
						CT605	CA
						CT605K1	CA
1.6 i.e.	06/92-08/96	159 A3.048, 835 C1.000	55	1581		AVX10X685	PS
						AVX10X735	PS, (AUTOM)
						AVX10X865	ALT
						AVX13X1050	AC
						4PK925	ALT, (PS), (AC), (AUTOM)
						4PK925	ALT, (AC), (AUTOM)
						4PK962	ALT, (AC)
						5PK925	ALT, (PS)
						5PK962	ALT, (PS), (AC)
						CT605	CA
						CT605K1	CA
	06/90-07/92	159 A3.046	57	1581		AVX10X685	PS, 05/1991⇒
						AVX10X735	PS, (AUTOM)
						AVX10X735	PS, ⇒04/1991
						AVX10X865	ALT
						AVX13X1050	AC
						4PK925	ALT, (PS), (AUTOM)
						4PK925	ALT, (PS), (AC), (AUTOM)
						4PK962	ALT, (AC)
						5PK925	ALT, (PS)
						5PK962	ALT, (PS), (AC)
						CT605	CA
						CT605K1	CA
2.0 i.e.	10/90-08/96	159 A6.046	83	1995		AVX13X750	PS, (AC)
						AVX13X825	PS, ⇒12/1994
						AVX13X850	AC
						AVX13X875	PS, 01/1995⇒
						4PK1045	ALT, (-AC), ⇒07/1991
						4PK1054	ALT, (AC), ⇒07/1991
						5PK1040	ALT, (-AC), 08/1991⇒
						5PK1054	ALT, 08/1991⇒, (AC)
						CT608	CA
						CT608K3	CA
						CT833	BS
TIPO (160)							
1.1	01/88-10/91	160 A3.000	41	1108		AVX10X675	ALT
						CT503	CA
						CT503K1	CA
1.4 i.e.	05/89-04/95	836 A4.000, 160 A1.046, 159 A2.000	51-57	1372		AVX10X690	PS, 05/1991⇒
						AVX10X735	PS, (AUTOM)
						AVX10X735	PS, ⇒04/1991
						AVX10X850	ALT, ⇒MTR-NO 7131547
						AVX10X865	ALT, MTR-NO 7131548⇒
						AVX13X1050	AC
						3PK915	ALT, ⇒RICAMBI-NO 2125555
						4PK890	ALT, (AC), ⇒MTR-NO 8876503
						4PK915	ALT, RICAMBI-NO 2125556⇒
						4PK925	ALT, (PS), (AUTOM)
						4PK925	ALT, (PS), (AC), (AUTOM)
						4PK962	ALT, (AC), MTR-NO 8876504⇒
						5PK925	ALT, (PS)

























































































































					ContiTech	
FIAT						
TIPO (160)						
					 5PK962	ALT, (PS), (AC)
					 CT605	CA
					 CT605K1	CA
1.6	01/88-10/91	160 A2.000	61	1581	 AVX10X690	PS, 05/1991 →
					 AVX10X735	PS, →04/1991
					 AVX10X735	PS, (AUTOM)
					 AVX10X850	ALT, →MTR-NO 7131547
					 AVX10X865	ALT, MTR-NO 7131548 →
					 AVX13X1050	AC
					 3PK915	ALT, RICAMBI-NO 2125555 →
					 4PK890	ALT, (AC), →MTR-NO 8876503
					 4PK915	ALT, RICAMBI-NO 2125556
					 4PK925	ALT, (PS), (AC), (AUTOM)
					 4PK925	ALT, (PS), (AUTOM)
					 4PK962	ALT, (AC), MTR-NO 8876504 →
					 5PK925	ALT, (PS)
					 5PK962	ALT, (PS), (AC)
					 CT605	CA
					 CT605K1	CA
1.6 i.e.	10/92-04/95	159 A3.048, 835 C1.000	55	1581	 AVX10X690	PS, 09/1993 →, (AUTOM)
					 AVX10X690	PS
					 AVX10X735	PS, →09/1993, (AUTOM)
					 AVX10X850	ALT, →MTR-NO 7131547
					 AVX10X865	ALT, MTR-NO 7131548 →
					 AVX13X1050	AC
					 3PK915	ALT, RICAMBI-NO 2125555 →
					 4PK890	ALT, (AC), →MTR-NO 8876503
					 4PK915	ALT, RICAMBI-NO 2125556
					 4PK925	ALT, (PS), (AC), (AUTOM)
					 4PK925	ALT, (PS), (AUTOM)
					 4PK962	ALT, (AC), MTR-NO 8876504 →
					 5PK925	ALT, (PS)
					 5PK962	ALT, (PS), (AC)
					 CT605	CA
					 CT605K1	CA
ULYSSE (179AX)						
2.0 JTD	08/02-08/06	RHW (DW10ATED4)	80	1997	 6PK1740	ALT, (AC)
					 6PK1740D1	ALT, (AC), →11/2004
					 6PK1740K1	ALT, (AC)
					 CT1063	CA
					 CT1063K2	CA
					 CT1063WP1	CA
					 AP9019	
					 AP9023	
					 AP9038	
					 VD1080	→11/2004
					 VD1095	12/2004 →
					 MS02	FOR ART-NO: VD1080, VD1095
2.2 JTD	08/02-08/06	4HW (DW12ATED4)	94	2179	 6PK1740	ALT, (AC)
					 6PK1740D1	ALT, (AC), →11/2004
					 6PK1740K4	ALT, (AC)
					 CT1037	CA
					 CT1037K2	CA
					 CT1037WP1	CA
					 AP9019	
					 AP9023	
					 AP9038	
					 AP9040	
					 VD1080	→11/2004, →ORG-NO 10248
					 VD1095	11/2004 →, ORG-NO 10249 →
					 MS02	FOR ART-NO: VD1080, VD1095



































































					ContiTech	
FIAT						
ULYSSE (220)						
 2.0	06/94-08/02	RFU (XU10J2C)	89	1998	 6PK1070	ALT, (VALEOA11V123), (VALEOA11V149), FOR ALT: 70A
					 6PK1080	ALT, (MITSUA002T37691), (MITSUA004T02891), FOR ALT: 80A, FOR ALT: 90A
					 6PK1080K2	ALT, (MITSUA002T37691), (MITSUA004T02891), FOR ALT: 80A, FOR ALT: 90A, ⇨ 07/1998
					 6PK1605	ALT, AC, 01/1997⇨
					 6PK1660	ALT, AC, ⇨ 01/1997
					 CT754	CA
					 CT754K1	CA
2.0 JTD	10/99-08/02	RHZ	80	1997	 6PK1468	ALT, (-AC)
					 6PK1468D1	ALT, (-AC)
					 6PK1468K1	ALT, (-AC)
					 6PK1740	ALT, (AC), (SANDEN)
					 6PK1740D1	ALT, (AC), (SANDEN)
					 6PK1740K1	ALT, (AC), (SANDEN)
					 6PK1750	ALT, (AC), (DELPHI)
					 6PK1750D2	ALT, (AC), (DELPHI)
					 6PK1750K1	ALT, (AC), (DELPHI)
					 CT1063	CA, MTR-CODE: RHW
					 CT1063K2	CA, MTR-CODE: RHW
					 CT1063WP1	CA, MTR-CODE: RHW
					 CT987	CA, MTR-CODE: RHZ
					 CT987K1	CA, MTR-CODE: RHZ, ⇨ 04/2000
					 CT987K2	CA, MTR-CODE: RHZ, 04/2000⇨
					 CT987WP1	CA, MTR-CODE: RHZ, ⇨ 04/2000
					 CT987WP2	CA, MTR-CODE: RHZ, 04/2000⇨
					 AP9019	
					 AP9023	
					 AP9038	
					 VD1080	
					 MS01	FOR ART-NO: VD1080
2.0 JTD 16V	05/99-08/02	RHW (DW10ATED4)	80	1997	 6PK1468	ALT, (-AC)
					 6PK1468K1	ALT, (-AC)
					 6PK1740	ALT, (AC)
					 6PK1740K1	ALT, (AC)
					 CT1063	CA
					 CT1063K2	CA
					 CT1063WP1	CA
					 AP9019	
					 AP9023	
					 AP9038	
2.1 TD	03/96-10/99	P8C	80	2088	 6PK1105	ALT, (-AC)
					 6PK1740	ALT, (AC)
					 6PK1740K2	ALT, (AC)
					 CT772	CA
					 CT772K1	CA
					 CT772WP1	CA
					 VD1088	
UNO (146A/E)						
1.3 Super Diesel	06/83-03/92	146 B1.000, 127 A5.000	33	1302	 AVX10X1000	ALT, ⇨ 12/1984
					 AVX10X1065	ALT, 01/1985⇨
					 CT677	CA
45 0.9	03/83-09/92	146 A.000, 146 A1.000	33	903	 AVX10X800	ALT
45 1.0	06/86-12/93	156 A2.048, 156 A2.100	32	999	 AVX10X675	ALT
					 3PK690	ALT
					 CT503	CA, ⇨ MTR-NO 9042883
					 CT503K1	CA, ⇨ MTR-NO 9042883
					 CT997	CA, MTR-NO 9042884⇨
					 CT997K1	CA, MTR-NO 9042884⇨
						





































































					ContiTech	
FIAT						
UNO (146A/E)						
 45 i.e. 1.0	04/84-10/95	156 A2.246	33	999	 AVX10X675  3PK690  4PK545  4PK785  CT503  CT503K1  CT997  CT997K1	ALT ALT ALT, (AC) AC CA, ⇄MTR-NO 9042883 CA, ⇄MTR-NO 9042883 CA, MTR-NO 9042884⇄ CA, MTR-NO 9042884⇄
50 1.1	01/90-12/93	156 C.046	37	1108	 AVX10X675  3PK690  CT503  CT503K1  CT997  CT997K1	ALT ALT CA, ⇄MTR-NO 9042883 CA, ⇄MTR-NO 9042883 CA, MTR-NO 9042884⇄ CA, MTR-NO 9042884⇄
55 1.1	01/83-08/89	138 B.000	40	1116	 AVX10X825  CT594  CT594K2  CT647  CT647K5	ALT CA, (CAT) CA, (CAT), ⇄CH-NO 967609, 1821989 CA CA, CH-NO 967610,1821990⇄
60 1.1	05/85-08/89	146 A4.048	43	1116	 AVX10X675  AVX10X825  AVX10X825  3PK690  CT594  CT594K2  CT647  CT647K5	ALT, 01/1989⇄ ALT, (SELECTA), 01/1989⇄ ALT, ⇄12/1988 ALT, 01/1989⇄ CA, (CAT) CA, (CAT), ⇄CH-NO 967609, 1821989 CA CA, CH-NO 967610 / 1821990⇄
70 1.3	01/83-04/85	138 B2.000	50	1302	 AVX10X825  CT594  CT594K2  CT647  CT647K5	ALT CA, (CAT) CA, (CAT), ⇄MTR-NO 5771822 CA CA, MTR-NO 5771823⇄
70 i.e. 1.4	09/89-12/93	160 A1.046	51	1372	 AVX10X865  4PK915  4PK962  CT605  CT605K1	ALT ALT ALT, (AC) CA CA
FORD						
B-MAX (JK)						
1.0 EcoBoost	10/12-	SFJA, SFJB, SFJC, SFJD, M1JA, M1JE	74-92	998	 6PK1502 EXTRA	
1.4	10/12-	SPJD	66	1388	 6PK1019 ELAST  6PK1019 ELAST T2  6PK1029 ELAST  6PK1029 ELAST T2  CT881  CT881K3  CT881WP2	ALT, (AC) ALT, (AC) ALT, (AC) ALT, (AC) CA CA CA
1.5 TDCi	10/12-	UGJC	55	1499	 6PK800  6PK976  6PK976K1  CT1162  CT1162K1  CT1162WP1  VD1096	ALT, (AC) ALT, (AC) ALT, (AC) CA CA CA CA
1.6 TDCi	10/12-	T3JB	70	1560	 6PK800  6PK976  6PK976K1  CT1162  CT1162K1	ALT, (AC) ALT, (AC) ALT, (AC) CA CA

					ContiTech	
---	---	---	---	---	-----------	---






























































FORD						
B-MAX (JK)						
					 CT1162WP1	CA
					 VD1096	
1.6 Ti	10/12-	IQJA	77	1596	 6PK1019 ELAST	ALT, (AC)
					 6PK1019 ELAST T2	ALT, (AC)
					 6PK1029 ELAST	ALT, (AC)
					 6PK1029 ELAST T2	ALT, (AC)
					 CT881	CA
					 CT881K3	CA
					 CT881WP2	CA
C-MAX (DM2)						
1.6	02/07-09/10	HWDA, HWDB, SHDA, SHDB, SHDC	74	1596	 5PK868 ELAST	AC
					 6PK1059 ELAST	ALT
					 6PK1059 ELAST T2	ALT, (AC)
					 CT881	CA
					 CT881K3	CA, ⇨08/2009
					 CT881K5	CA, 08/2009⇨
					 CT881WP2	CA, ⇨08/2009
1.6 TDCi	02/07-09/10	HHDA, HHDB, GPDA, G8DA, G8DB, G8DD	66-80	1560	 6PK800	ALT, (AC)
					 6PK800K1	ALT, (AC)
					 6PK976	ALT, (AC)
					 6PK976K1	ALT, (AC)
					 CT1092	CA
					 CT1092K1	CA
					 CT1092WP1	CA
					 AP9029	ALT, (Denso), FOR ALT: 120A, OE-NO 3M5T-10300-PC, 3M5T-10300-PD, FOR ALT: 150A, OE-NO 3M5T-10300-YC, 3M5T-10300-YD
					 VD1094	
					 MS08	FOR ART-NO: VD1094
1.8	02/07-09/10	QQDB, QQDA	92	1798	 5PK705 ELAST	AC
					 5PK705 ELAST T1	AC
					 6PK1240 ELAST	ALT, 01/2008⇨
					 6PK1306	ALT, ⇨12/2007
1.8 TDCi	02/07-09/10	KKDA	85	1753	 6PK1360	ALT, (AC)
					 6PK1520	ALT, (AC)
					 CT983	CA
					 CT983K1	CA
					 AP9045	OPT
					 AP9046	
2.0	02/07-09/10	AODA, AODB, SYDA, AODE	107	1999	 5PK705 ELAST	AC
					 5PK705 ELAST T1	AC
					 6PK1240 ELAST	ALT, 01/2008⇨
					 6PK1306	ALT, ⇨12/2007
2.0 TDCi	02/07-09/10	G6DA, G6DB, G6DD, G6DG	100	1997	 6PK1217	ALT
					 6PK1217K1	ALT
					 CT1091	CA
					 CT1091K1	CA
					 CT1091WP1	CA
					 AP9029	ALT, (Denso), FOR ALT: 120A, OE-NO 3M5T-10300-PB, 3M5T-10300-PC, 3M5T-10300-PD, FOR ALT: 150A, OE-NO 3M5T-10300-YB, 3M5T-10300-YC, 3M5T-10300-YD
C-MAX II (DXA/CB7, DXA/CEU)						
1.0 EcoBoost	10/12-	M1DA, M2DA, SFDA	74-92	998	 6PK1502 EXTRA	
1.6 EcoBoost	12/10-	JQDA, JQDB	110	1596	 6PK1555	ALT
					 CT881	CA
					 CT881K6	CA
1.6 TDCi	12/10-	T1DA, T1DB, T3DA, T3DB	70-85	1560	 6PK800	ALT, (AC)
					 6PK800K1	ALT, (AC)
					 6PK962	ALT, (AC)


































































					ContiTech							
FORD												
C-MAX II (DXA/CB7, DXA/CEU)												
 1.6 Ti	12/10-	PNDA	92	1596	 CT1162	CA						
					 CT1162K1	CA						
					 CT1162WP1	CA						
					 VD1096							
					 5PK868 ELAST	AC, (-ELECTR PS), HYDRAULIC						
					 6PK1059 ELAST	ALT, (-ELECTR PS), HYDRAULIC						
				IQDA, IQDB	77	1596	 6PK1059 ELAST T2	ALT, (AC), (-ELECTR PS), HYDRAULIC				
							 CT881	CA				
							 CT881K3	CA				
							 CT881WP2	CA				
2.0 TDCi	02/11-	TYDA, UFDB	85-103	1997	 CT881	CA						
					 CT881K5	CA						
					 6PK1244	ALT						
					 CT1140	CA						
					 CT1140K1	CA						
					COUGAR (EC.)							
2.0 16V	08/98-12/01	EDBA, EDBB, EDBC, EDBD	96	1988	 6PK1973	ALT, (PS), (-AC)						
					 6PK2000	ALT, (PS), (AC), (AUTOM)						
					 6PK2120	ALT, (PS), (AC), (MANL)						
					 CT978	CA						
					 CT978K1	CA, 02/1999⇒						
					 CT978K2	CA, ⇒01/1999						
					 CT978WP1	CA, 02/1999⇒						
					2.5 V6 24V	08/98-12/01	LCBA	125	2544	 3PK683	WP	
 6PK1820	ALT, ⇒09/2000											
 6PK2077	ALT, 09/2000⇒											
ECOSPORT												
1.0 EcoBoost	10/13-	M1JC	92	998	 6PK1502 EXTRA							
1.5 TDCi	10/13-	UGJE	66	1499	 6PK976							
					 CT1162	CA						
					 CT1162K1	CA						
					 CT1162WP1	CA						
					 VD1096							
ESCORT '95 Box (AVL)												
1.8 Turbo D	12/95-06/01	RVA	51	1753	 4PK654	PS						
					 5PK1015	ALT, (-AC), (PS)						
					 5PK1035	ALT, (AC), (PS)						
					 5PK698	ALT, (-AC), (-PS)						
					 CT901(SET)	CA						
					 CT901K2	CA, ⇒09/1996						
					 CT901K3	CA, 10/1996⇒						
					 CT901K4	CA, ⇒09/1996, OPT						
					 CT901WP2	CA, 10/1996⇒						
					ESCORT CLASSIC (AAL, ABL)							
1.6 16V	10/98-07/00	L1E	66	1597	 6PK1555	ALT, AC, (-PS)						
					 6PK1653	ALT, PS, (AUTOM)						
					 6PK1675	ALT, PS, (MANL)						
					 6PK1920	ALT, PS, AC						
					 6PK915	ALT						
					 CT728	CA						
					 CT728K1	CA						
					ESCORT CLASSIC Turnier (ANL)							
					1.6 16V	02/99-07/00	L1E	66	1597	 6PK1555	ALT, AC, (-PS)	
 6PK1653	ALT, PS, (AUTOM)											
 6PK1675	ALT, PS, (MANL)											
 6PK1920	ALT, PS, AC											
 6PK915	ALT											
 CT728	CA											
 CT728K1	CA											
ESCORT III (GAA)												
1.6	09/80-12/85	LP1, LPA	58	1597	 11,9X772Ld	ALT, 04/1984⇒, ENGINE: CVH						
					 11,9X793Ld	ALT, ⇒05/1983, ENGINE: CVH						
												

					ContiTech	
FORD						
ESCORT III (GAA) 					 11,9X806Ld  AVX10X818  AVX10X825  CT690  CT690K1	ALT, 05/1983⇄, ⇄04/1984, ENGINE: CVH ALT, ⇄08/1983, ENGINE: OHV ALT, 08/1983⇄, ENGINE: OHV CA CA, MTR-CODE: HL16 CVH, 06/1983⇄
ESCORT IV (GAF, AWF, ABFT) 1.6 XR3i	01/86-08/89	LR2, LRB	77	1597	 11,9X772Ld  CT690  CT690K1	ALT CA CA, MTR-CODE: HL16 CVH
ESCORT V (GAL) 1.3	07/90-09/92	J6A, J4B	44	1299	 AVX10X813  4PK1190  4PK841  CT688	ALT, ENGINE: OHV PS, AC AC CA, ENGINE: CVH
ESCORT V Estate (GAL, AVL) 1.8 D	07/90-12/92	RTE, RTF, RTH	44	1753	 3PK648  5PK1010  5PK1010  CT901(SET)  CT901K1	ALT, ⇄09/1991 ALT, AC ALT, PS CA CA
ESCORT VI (GAL) 1.3	09/92-01/95	J6A, J4B	44	1299	 AVX10X800  4PK825  4PK860	ALT, (-PS) ALT, (PS), (-AC) ALT, (PS), (AC)
1.4	09/92-01/95	F6F, F6G	52	1391	 11,9X758Ld  6PK1420  6PK1635  6PK995  CT729  CT729K1	ALT ALT, PS ALT, PS, AC ALT, AC CA CA, MTR-CODE: HL14 CVH
	01/94-01/95	FUH, F4B	55	1391	 11,9X758Ld  6PK1000  6PK1420  6PK1635  CT729  CT729K1	ALT ALT, AC ALT, PS ALT, PS, AC CA CA, MTR-CODE: HL14 CVH
1.6 i 16V	09/92-01/95	L1E	66	1597	 6PK1530  6PK1555  6PK1653  6PK1675  6PK1815  6PK1900  6PK1920  6PK915  CT728  CT728K1  CT728WP1	ALT, AC, ⇄08/1993 ALT, AC, 08/1993⇄ ALT, PS, 06/1993⇄, ⇄07/1994 ALT, PS, 07/1994⇄ ALT, PS, ⇄06/1993 ALT, PS, AC, ⇄01/1993 ALT, PS, AC, 01/1993⇄ ALT CA CA CA
	01/94-01/95	L1H	65	1597	 6PK1555  6PK1653  6PK1675  6PK1920  6PK915  CT728  CT728K1  CT728WP1	ALT, AC ALT, PS, ⇄07/1994 ALT, PS, 07/1994⇄ ALT, PS, AC ALT CA CA CA
	09/92-01/95	RTH	44	1753	 3PK675  4PK654  5PK1015  5PK1015  5PK698  CT901(SET)  CT901K1	ALT, ⇄07/1993 PS, (AC) ALT, PS ALT, AC ALT, 07/1993⇄ CA CA
						



































































					ContiTech							
FORD												
ESCORT VI (GAL)												
 1.8 i 16V	09/92-01/95	RDA	77	1796		6PK1538	ALT, AC, ⇨08/1993					
						6PK1555	ALT, AC, 08/1993⇨					
						6PK1653	ALT, PS, 07/1994⇨, (AUTOM)					
						6PK1653	ALT, PS, 06/1993⇨, ⇨07/1994					
						6PK1675	ALT, PS, 07/1994⇨, (MANL)					
						6PK1815	ALT, PS, ⇨06/1993					
						6PK1900	ALT, PS, AC, ⇨01/1993					
						6PK1920	ALT, PS, AC, 01/1993⇨					
						6PK915	ALT					
						CT728	CA					
						CT728K1	CA					
						CT728WP1	CA					
					1.8 TD	02/93-01/95	RFD, RFK	66	1753		4PK654	PS, (AC), 08/1994⇨
											5PK1015	ALT, (PS)
	5PK698	ALT, (-PS), (-AC)										
	CT901(SET)	CA										
	CT901K1	CA										
ESCORT VII (GAL, AAL, ABL, AFL, ANL)												
1.3	01/95-02/99	J6A, J4B	44	1299		11,9X793Ld	ALT					
						4PK825	AC					
						4PK860	PS					
1.4	01/95-10/98	F4B	55	1391		AVX10X763	ALT					
						6PK1000	ALT, AC					
						6PK1413	ALT, PS, 01/1996⇨					
						6PK1420	ALT, PS, ⇨12/1995					
						6PK1635	ALT, PS, AC					
						CT729	CA					
						CT729K1	CA, MTR-CODE: HL14 CVH					
	01/95-02/99	FUH, F4B	55	1391		AVX10X763	ALT					
						6PK1000	ALT, (-PS), (AC)					
						6PK1413	ALT, (PS), (-AC)					
						6PK1653	ALT, (PS), (AC)					
						CT729	CA					
						CT729K1	CA, MTR-CODE: HL14 CVH					
					1.6 16V, 1.6 16V 4x4	01/95-10/98	L1E	66	1597		6PK1555	ALT, AC, (-PS)
											6PK1653	ALT, PS, (AUTOM)
	6PK1675	ALT, PS, (MANL)										
	6PK1920	ALT, PS, AC										
	6PK915	ALT										
	CT728	CA										
	CT728K1	CA, MTR-CODE: ZH16 ZETEC E										
	CT728WP1	CA, MTR-CODE: ZH16 ZETEC E										
1.6 i 16V	01/95-02/99	L1E, L1H, L1K	65-66	1597		6PK1555	ALT, AC, (-PS)					
						6PK1653	ALT, PS, (AUTOM)					
						6PK1675	ALT, PS, (MANL)					
						6PK1920	ALT, PS, AC					
						6PK915	ALT					
						CT728	CA					
						CT728K1	CA, MTR-CODE: ZH16 ZETEC E					
						CT728WP1	CA, MTR-CODE: ZH16 ZETEC E					
	01/95-08/95	L1H	65	1597		6PK1555	ALT, AC					
						6PK1653	ALT, PS, (AUTOM)					
						6PK1675	ALT, PS, (MANL)					
						6PK1920	ALT, PS, AC					
						6PK915	ALT					
						CT728	CA					
1.8 16V	01/95-02/99	RDA, RKC	77-85	1796		CT728K1	CA, MTR-CODE: ZH16 ZETEC E					
						CT728WP1	CA, MTR-CODE: ZH16 ZETEC E					
1.8 16V	01/95-02/99	RDA, RKC	77-85	1796		6PK1555	ALT, AC, (-PS)					
						6PK1653	ALT, PS, (AUTOM)					
						6PK1675	ALT, PS, (MANL)					
												

































































					ContiTech	
---	---	---	---	---	-----------	---
































































FORD						
ESCORT VII (GAL, AAL, ABL, AFL, ANL)						
	1.8 D	01/95-02/99	RTE, RTF, RTH	44	1753	 6PK1920 ALT, PS, AC
						 6PK915 ALT
						 CT728 CA
						 CT728K1 CA, MTR-CODE: ZH18 ZETEC E
						 CT728WP1 CA, MTR-CODE: ZH18 ZETEC E
	1.8 D	01/95-02/99	RTE, RTF, RTH	44	1753	 4PK654 PS
						 5PK1015 ALT, (-AC), (PS)
						 5PK1035 ALT, (AC), (PS)
						 5PK698 ALT, (-AC), (-PS)
						 CT901(SET) CA
						 CT901K1 CA, ⇨ 10/1995
						 CT901K2 CA, 10/1995⇨, ⇨ 01/1997
						 CT901K3 CA, 01/1997⇨
	1.8 TD	01/95-02/99	RFD, RFK	66	1753	 CT901WP1 CA, 01/1997⇨
						 4PK654 PS
						 5PK1015 ALT, (PS), (-AC), ⇨ 01/1997
						 5PK1035 ALT, (PS), (AC)
						 5PK1145 ALT, (PS), (-AC), 02/1997⇨
						 5PK710 ALT, (-PS), (-AC)
						 CT901(SET) CA
						 CT901K1 CA, ⇨ 09/1995
	1.8 Turbo D	12/95-02/99	RVA	51	1753	 CT901K2 CA, 10/1995⇨, ⇨ 09/1996
						 CT901K3 CA, 10/1996⇨
						 CT901K4 CA, ⇨ 09/1996, OPT
						 CT901WP2 CA, 10/1996⇨
						 4PK654 PS
						 5PK1015 ALT, (AC), (PS)
						 5PK1035 ALT, (AC), (PS)
						 5PK698 ALT, (-AC), (-PS)
	FIESTA Box (F3L, F5L) 1.3	09/91-02/96	J6B	44	1299	 CT901(SET) CA
						 CT901K2 CA, ⇨ 09/1996
						 CT901K3 CA, 10/1996⇨
						 CT901K4 CA, ⇨ 09/1996, OPT
						 CT901WP2 CA, 10/1996⇨, MTR-CODE: D18TI
						 11,9X793Ld ALT, ⇨ 05/1992
						 AVX10X800 ALT, 06/1992⇨
						 4PK825 AC
	1.8 D	09/91-02/96	RTD, RTG, RTC	44	1753	 4PK860 PS
						 3PK675 ALT
						 5PK1010 ALT, PS, AC
						 CT901(SET) CA
						 CT901K1 CA, ⇨ 09/1995
						 CT901K2 CA, 10/1995⇨
						 CT901K4 CA, 10/1995⇨, OPT
	FIESTA Box (J5_, J3_) 1.3	02/96-	J4C	44	1299	 6PK1440 ALT, (PS), (-AC), 02/1998⇨
						 6PK1448 ALT, AC, (-PS)
						 6PK1733 ALT, PS, (-AC), 10/1998⇨
						 6PK1760 ALT, PS, (-AC), ⇨ 01/1998
						 6PK1900 ALT, PS, (-AC), 02/1998⇨, ⇨ 09/1998
						 6PK1930 ALT, PS, AC, ⇨ 01/1998
						 6PK862 ALT, PS, AC, 02/1998⇨
						 ALT, (-PS), (-AC), ⇨ 01/1998
	1.8 D	02/96-04/02	RTK	44	1753	 5PK1145 ALT, AC
						 5PK1145 ALT, PS
						 5PK675 ALT, (PS), (AC)
						 5PK890 ALT
						 CT901(SET) CA
						 CT901K2 CA, ⇨ 09/1996
						 CT901K3 CA, 10/1996⇨
						 CT901WP1 CA, 10/1996⇨


































































					ContiTech	
FORD						
FIESTA Box (JV_)						
 D 1.8	05/98-04/02	RTK, RTJ	44	1753	 5PK1145  5PK675  5PK890  CT901(SET)  CT901K3  CT901WP1	ALT, (AC) PS ALT, (-PS), (-AC) CA CA CA, MTR-CODE: RTK
TD 1.8	03/00-08/03	RTN, RTP, RTQ	55	1753	 6PK1613  6PK1675  6PK1685  CT983  CT983K1  VD1069	ALT, (AC) ALT, (AC), ⇨04/2000 ALT, (AC), 04/2000⇨ CA CA CA
FIESTA I (GFBT)						
0.9	05/76-08/83	TLA	33	957	 AVX10X813  AVX10X818	ALT, ⇨06/1981 ALT, 06/1981⇨
1.1	05/76-08/83	GLA	39	1117	 AVX10X813  AVX10X818	ALT, ⇨06/1981 ALT, 06/1981⇨
FIESTA II (FBD)						
1.0	09/83-02/89	TKB	33	957	 11,9X675Ld  AVX10X825	ALT, ENGINE: CVH ALT, ENGINE: OHV
1.1	09/83-02/89	GLC, GSF	37	1117	 11,9X675Ld  AVX10X825	ALT, ENGINE: CVH ALT, ENGINE: OHV
FIESTA III (GFJ)						
1.0	03/89-12/95	TLB	33	1001	 AVX10X800	ALT
1.1	03/89-12/95	GUD, GUE	40	1119	 11,9X675Ld  AVX10X800  AVX10X813	ALT, ENGINE: CVH ALT, ⇨10/1990, ENGINE: OHV ALT, 10/1990⇨, ENGINE: OHV
		G6A	37	1119	 AVX10X800  AVX10X813	ALT, ⇨10/1990 ALT, 10/1990⇨
1.3	03/89-12/92	JBC	44	1299	 11,9X793Ld  AVX10X800  AVX10X813  4PK825  4PK860	ALT, 05/1991⇨, ⇨05/1992 ALT, 06/1992⇨ ALT, ⇨04/1991 AC PS
1.3 CAT	05/91-01/97	J6B	44	1299	 11,9X793Ld  AVX10X800  4PK825  4PK860	ALT, ⇨05/1992 ALT, 06/1992⇨ AC PS
1.4	03/89-12/95	FUG, FUJ	54	1391	 11,9X690Ld  CT690  CT690K1  CT729  CT729K1	ALT CA, ⇨04/1992 CA, MTR-CODE: HL 14 CVH, ⇨04/1992 CA, 04/1992⇨ CA, MTR-CODE: HL 14 CVH, 05/1992⇨
		F6E	52	1391	 AVX10X690  CT690  CT690K1  CT729  CT729K1	ALT CA, ⇨04/1992 CA, MTR-CODE: HL 14 CVH, ⇨04/1992 CA, 04/1992⇨ CA, MTR-CODE: HL 14 CVH, 05/1992⇨
1.4 CAT	03/89-12/95	F4A	54	1391	 6PK915  6PK935  CT690  CT690K1  CT729  CT729K1	ALT, AC ALT, PS CA, ⇨04/1992 CA, MTR-CODE: HL 14 CVH, ⇨04/1992 CA, 05/1992⇨ CA, MTR-CODE: HL 14 CVH, 05/1992⇨
1.6 XR2i	03/89-03/93	LJD	76	1598	 11,9X690Ld  CT690  CT690K1  CT729  CT729K1	ALT CA, ⇨04/1992 CA, ⇨04/1992 CA, 04/1992⇨ CA, 04/1992⇨
1.8 D	03/89-12/95	RTD, RTG, RTC	44	1753	 3PK648  3PK675	ALT, ⇨10/1990 ALT, 10/1990⇨, ⇨07/1993


































































































































					ContiTech	
FORD						
FIESTA III (GFJ)						
					 4PK654	PS, (AC)
					 5PK1010	ALT, (AC)
					 5PK1010	ALT, (PS)
					 5PK698	ALT, 07/1993⇒
					 CT901(SET)	CA
					 CT901K1	CA, ⇒10/1995
					 CT901K2	CA, 10/1995⇒
FIESTA IV (JA_, JB_) 1.25 i 16V						
	08/95-01/02	DHA, DHB, DHC, DHD, DHE, DHF, DHG	55	1242	 6PK1180	ALT, (-AC), (-PS)
					 6PK1750	ALT, (-AC), ⇒12/1998
					 6PK1767	ALT, (AC), 01/1999⇒
					 6PK1775	ALT, (AC), (-PS)
					 6PK1930	ALT, (AC), (PS)
					 CT881	CA
					 CT881K1	CA, ⇒02/1997
					 CT881K2	CA, 05/1998⇒
					 CT881K4	CA, 03/1997⇒, ⇒04/1998
					 CT881WP1	CA, 05/1998⇒
1.3 i	08/95-01/02	JJA, JJC, JJE, JJJ, JJK, JJM, JBC, J4C, J4J, J4L, J4Q, J4R, J4T	37-44	1299	 AVX10X825	ALT, (PS), (-AC), 02/1998⇒
					 6PK1440	ALT, AC, (-PS)
					 6PK1448	ALT, PS, (-AC), 10/1998⇒
					 6PK1733	ALT, PS, (-AC), ⇒01/1998
					 6PK1760	ALT, PS, (-AC), 02/1998⇒, ⇒09/1998
					 6PK1900	ALT, PS, AC, ⇒01/1998
					 6PK1930	ALT, PS, AC, 02/1998⇒
					 6PK862	ALT, (PS), (-AC), ⇒01/1998
1.4 i 16V	04/96-01/02	FHA, FHE	66	1388	 6PK1180	ALT, (-AC), (-PS)
					 6PK1750	ALT, (-AC), ⇒12/1998
					 6PK1767	ALT, (-AC), 01/1999⇒
					 6PK1775	ALT, (AC), (-PS)
					 6PK1930	ALT, (AC), (PS)
					 CT881	CA
					 CT881K1	CA, ⇒02/1997
					 CT881K2	CA, 05/1998⇒
					 CT881K4	CA, 03/1997⇒, ⇒04/1998
					 CT881WP1	CA, 05/1998⇒
1.6 16V Sport	02/00-01/02	L1T, L1V	76	1596	 6PK1023 ELAST	ALT, (PS), (-AC), 12/2000⇒
					 6PK1023 ELAST T1	ALT, (PS), (-AC), 12/2000⇒
					 6PK1180	ALT, (-PS), (-AC)
					 6PK1767	ALT, (PS), (-AC), 01/1999⇒, ⇒12/2000
					 6PK1930	ALT, (PS), (AC)
					 CT881	CA
					 CT881K2	CA
					 CT881WP1	CA
1.8 D	08/95-04/00	RTK, RTJ	44	1753	 5PK1145	ALT, (AC)
					 5PK675	PS
					 5PK890	ALT, (-PS), (-AC)
					 CT901(SET)	CA
					 CT901K2	CA, ⇒09/1996
					 CT901K3	CA, 10/1996⇒
					 CT901K4	CA, ⇒09/1996, OPT
					 CT901WP1	CA, 10/1996⇒, MTR-CODE: RTK
1.8 DI	04/00-01/02	RTN, RTP, RTQ	55	1753	 5PK675	PS
					 5PK884	ALT, (-PS), (-AC)
					 6PK1145	ALT, (AC), ⇒10/2000
					 6PK1613	ALT, (AC), 11/2000⇒
					 6PK1685	ALT, (-AC)
					 CT983	INJP
					 CT983K1	INJP, (AUTOM-TP)
					 VD1069	

					ContiTech	
FORD						
FIESTA V (JH_, JD_) 1.25 16V						
	03/03-06/08	M7JA, M7JB	51	1242	 5PK690 ELAST  6PK1019 ELAST  6PK1019 ELAST T1  6PK1042 ELAST  6PK1042 ELAST T1  CT881  CT881K2  CT881K3  CT881WP1  CT881WP2	PS, (AC) ALT, (AC) ALT, (PS), (AC) ALT, (AC) ALT, (PS), (AC) CA CA, ⇨04/2005 CA, 05/2005⇨, ⇨08/2009 CA, ⇨04/2005 CA, 05/2005⇨, ⇨08/2009
1.3	11/01-06/08	BAJA, A9JA, A9JB	44-51	1299	 6PK1685  6PK1705  6PK2175	ALT, PS, (-AC), 04/2002⇨ ALT, (-PS), (-AC) ALT, PS, AC, 04/2002⇨
1.4 16V	11/01-06/08	FXJA, FXJB	59	1388	 5PK690 ELAST  6PK1019 ELAST  6PK1019 ELAST T1  6PK1042 ELAST  6PK1042 ELAST T1  CT881  CT881K2  CT881K3  CT881WP1  CT881WP2	PS, (AC) ALT, (AC) ALT, (PS), (AC) ALT, (AC) ALT, (PS), (-AC) CA CA, ⇨04/2005 CA, 05/2005⇨, ⇨08/2009 CA, ⇨04/2005 CA, 05/2005⇨, ⇨08/2009
1.4 TDCi	11/01-06/08	F6JA, F6JB	50	1399	 6PK1345  6PK1345K1  6PK1705  6PK1705K2  CT1063  CT1063K1  CT1063WP2  AP9019  AP9038  AP9070  VD1094  MS08	ALT, (-AC) ALT, (-AC) ALT, (AC) ALT, (AC) CA CA, MTR-CODE: F6JA CA FOR ART-NO: VD1094
1.6 16V	11/01-06/08	FYJA, FYJB	74	1596	 5PK690 ELAST  6PK1019 ELAST  6PK1019 ELAST T1  6PK1042 ELAST  6PK1042 ELAST T1  CT881  CT881K2  CT881K3  CT881WP1  CT881WP2	PS, (AC) ALT, (AC) ALT, (PS), (AC) ALT, (-AC) ALT, (PS), (-AC) CA CA, ⇨04/2005 CA, 05/2005⇨, ⇨08/2009 CA, ⇨04/2005 CA, 05/2005⇨, ⇨08/2009
1.6 TDCi	11/04-06/08	HHJA, HHJB	66	1560	 6PK800  6PK800K1  6PK976  6PK976K1  CT1092  CT1092K1  CT1092WP1  AP9019  AP9029  VD1094  MS08	ALT, (-AC) ALT, (-AC) ALT, (AC) ALT, (AC) CA, MTR-CODE: HHJA, HHJB CA CA ALT, (Denso), FOR ALT: 120A, OE-NO 3M5T-10300-PB, 3M5T-10300-PC, 3M5T-10300-PD, FOR ALT: 150A, OE-NO 3M5T-10300-YB, 3M5T-10300-YC, 3M5T-10300-YD FOR ART-NO: VD1094
ST150	03/05-06/08	N4JB	110	1999	 6PK2215  6PK2225	ALT, 11/2005⇨ ALT, ⇨11/2005


























































					ContiTech	
FORD						
FIESTA V Van ↔ 1.4 TDCi	10/03-12/10	F6JA, F6JB	50	1399	 6PK1345	ALT, (AC)
					 6PK1345K1	ALT, (AC)
					 6PK1705	ALT, (AC)
					 6PK1705K2	ALT, (AC)
					 CT1063	CA
					 CT1063K1	CA
					 CT1063WP2	CA
					 AP9019	
					 AP9038	
					 AP9070	
					 VD1094	
FIESTA VI 1.0, 1.0 EcoBoost	09/12-	M1JE, P4JA, P4JB, P4JC, P4JD, SFJA, SFJB, SFJC, SFJD, XMJA, XMJB	48-92	998	 6PK1502 EXTRA	
1.25	06/08-	STJA, STJB, SNJA, SNJB	44-60	1242	 6PK1019 ELAST	ALT, (AC), 07/2011↔
					 6PK1019 ELAST	ALT, ↔09/2010
					 6PK1019 ELAST	ALT, (-2.HEATER), 09/2010↔, ↔07/2011
					 6PK1019 ELAST T2	ALT, 07/2011↔, (-AC)
					 6PK1019 ELAST T2	ALT, 09/2010↔, ↔07/2011, (-2.HEATER)
					 6PK1019 ELAST T2	ALT, ↔09/2010
					 6PK1029 ELAST	ALT, (AC), (-2.HEATER), 07/2011↔
					 6PK1029 ELAST T2	ALT, 07/2011↔, (AC), (-2.HEATER)
					 6PK1033 ELAST	ALT, (AC), (2.HEATER), 07/2011↔
					 6PK1033 ELAST T1	ALT, 07/2011↔, (AC), (2.HEATER)
1.4 TDCi	07/10-	F6JD, KVJA	51	1399	 CT881	CA
					 CT881K3	CA, ↔08/2009
					 CT881K5	CA, 08/2009↔
					 CT881WP2	CA, ↔08/2009
					 6PK800	ALT, (AC)
					 6PK800K1	ALT, (AC)
					 6PK976	ALT, (AC)
					 6PK976K1	ALT, (AC)
					 CT1163	CA
					 CT1163K1	CA
	01/09-	F6JB	50	1399	 AP9019	
					 VD1094	
					 6PK800	ALT, (AC)
					 6PK800K1	ALT, (AC)
					 6PK976	ALT, (AC)
					 6PK976K1	ALT, (AC)
					 CT1063	CA
					 CT1063K1	CA
					 CT1063WP2	CA
					 AP9019	
	06/08-	SPJA, SPJC, RTJA, RTJB	68-71	1388	 VD1094	
					 6PK1019 ELAST	ALT, ↔07/2011
					 6PK1019 ELAST	ALT, (AC), 07/2011↔
					 6PK1019 ELAST T2	ALT, ↔07/2011
					 6PK1019 ELAST T2	ALT, (AC), 07/2011↔
					 6PK1029 ELAST	ALT, (AC), (-2.HEATER), 07/2011↔
					 6PK1029 ELAST T2	ALT, (AC), (-2.HEATER), 07/2011↔
					 6PK1033 ELAST	ALT, (AC), (2.HEATER), 07/2011↔
					 6PK1033 ELAST T1	ALT, (AC), (2.HEATER), 07/2011↔
					 CT881	CA
	09/12-	UGJC	55	1499	 CT881K3	CA, ↔08/2009
					 CT881K5	CA, 08/2009↔
					 CT881WP2	CA, ↔08/2009
					 6PK800	ALT, (AC)
					 6PK976	ALT, (AC)





























































					ContiTech	
FORD						
FIESTA VI						
					 6PK976K1  CT1162  CT1162K1  CT1162WP1  VD1096	ALT, (AC) CA CA CA
1.6 ST	03/13-	JTJA	134	1596	 6PK1555  CT881  CT881K6	ALT CA CA
1.6 TDCi	06/08-	HHJD, HHJC, HHJE	66	1560	 6PK800  6PK800K1  6PK976  6PK976K1  CT1092  CT1092K1  CT1092WP1  AP9019  VD1094  MS08	ALT, (-AC) ALT, (-AC) ALT, AC ALT, AC CA, MTR-CODE: HHJA, HHJB CA MTR-CODE: HHJA, HHJB, CA FOR ART-NO: VD1094
		HHJF, UBJA	55	1560	 6PK800  6PK800K1  6PK976  6PK976K1  CT1092  CT1092K1  CT1092WP1  AP9019  VD1094	ALT, (-AC) ALT, (-AC) ALT, (AC) ALT, (AC) CA CA CA
	02/10-	TZJA, TZJB, T3JA	70	1560	 6PK800  6PK800K1  6PK976  6PK976K1  CT1162  CT1162K1  CT1162WP1  AP9019  VD1096  MS08	ALT, (AC) ALT, (AC) ALT, (AC) ALT, (AC) CA CA CA FOR ART-NO: VD1096
1.6 Ti	06/08-	HXJA, HXJB	88	1596	 6PK1019 ELAST  6PK1019 ELAST  6PK1019 ELAST T2  6PK1019 ELAST T2  6PK1029 ELAST  6PK1029 ELAST T2  6PK1033 ELAST  6PK1033 ELAST T1  CT881  CT881K5	ALT, ⇨07/2011 ALT, (-AC), 07/2011⇨ ALT, (-AC), 07/2011⇨ ALT, ⇨07/2011 ALT, (AC), (-2.HEATER), 07/2011⇨ ALT, (AC), (-2.HEATER), 07/2011⇨ ALT, (AC), (2.HEATER), 07/2011⇨ ALT, (AC), (2.HEATER), 07/2011⇨ CA CA
	09/12-	IQJA	77	1596	 6PK1019 ELAST  6PK1019 ELAST T2  6PK1029 ELAST  6PK1029 ELAST T2  6PK1033 ELAST  6PK1033 ELAST T1  CT881  CT881K5	ALT, (-AC), 07/2011⇨ ALT, (-AC), 07/2011⇨ ALT, (AC), (-2.HEATER), 07/2011⇨ ALT, (AC), (-2.HEATER), 07/2011⇨ ALT, (AC), (2.HEATER), 07/2011⇨ ALT, (AC), (2.HEATER), 07/2011⇨ CA CA
FIESTA VI Van 1.25	01/09-	SNJA, SNJB	60	1242	 6PK1019 ELAST  6PK1019 ELAST  6PK1019 ELAST  6PK1019 ELAST T2	ALT, (-AC), 07/2011⇨ ALT, (-2.HEATER), 09/2010⇨, ⇨07/2011 ALT, ⇨09/2010 ALT, 07/2011⇨, (-AC)

						ContiTech	
FORD							
FIESTA VI Van							
						6PK1019 ELAST T2	ALT, ⇨09/2010
						6PK1019 ELAST T2	ALT, 09/2010⇨, ⇨07/2011, (-2.HEATER)
						6PK1029 ELAST	ALT, (AC), (-2.HEATER), 07/2011⇨
						6PK1029 ELAST T2	ALT, 07/2011⇨, (AC), (-2.HEATER)
						6PK1033 ELAST	ALT, (AC), (2.HEATER), 07/2011⇨
						6PK1033 ELAST T1	ALT, 07/2011⇨, (AC), (2.HEATER)
						CT881	CA
						CT881K3	CA, ⇨08/2009
						CT881K5	CA, 08/2009⇨
						CT881WP2	CA, ⇨08/2009
1.4 TDCi	01/09-	F6JB	50	1399		6PK800	ALT, (-AC)
						6PK800K1	ALT, (-AC)
						6PK976	ALT, (AC)
						6PK976K1	ALT, (AC)
						CT1063	CA
						CT1063K1	CA
						CT1063WP2	CA
						AP9019	
						VD1094	
1.5 TDCi	10/12-	UGJC	55	1499		6PK800	ALT, (-AC)
						6PK976	ALT, (AC)
						6PK976K1	ALT, (AC)
						CT1162	CA
						CT1162K1	CA
						CT1162WP1	CA
						VD1096	
FOCUS (DAW, DBW)							
2.0 16V	10/98-11/04	EDDC, EDDB, EDDD, EDDF	96	1988		6PK1973	ALT, (PS), (-AC)
						6PK2000	ALT, (PS), (AC), (AUTOM)
						6PK2120	ALT, (PS), (AC), (MANL)
						CT978	CA
						CT978K1	CA, 12/1998⇨
						CT978K2	CA, ⇨11/1998
						CT978WP1	CA, 12/1998⇨
FOCUS (DAW, DBW, DFW, DNW)							
1.4 16V	10/98-11/04	FXDA, FXDC, FXDB, FXDD	55	1388		6PK1042 ELAST	ALT, (-AC), 08/2001⇨
						6PK1042 ELAST T2	ALT, (-AC), 08/2001⇨, ⇨03/2002
						6PK1042 ELAST T3	ALT, (-AC), 03/2002⇨
						6PK1733	ALT, (-AC), ⇨08/2001
						6PK1733K4	ALT, (-AC), ⇨08/2001
						6PK1893	ALT, (AC), ⇨02/2002
						6PK1915	ALT, (AC), 02/2002⇨, ⇨05/2005
						CT881	CA
						CT881K2	CA
						CT881WP1	CA
1.6 16V	10/98-11/04	FYDA, FYDC, FYDB, FYDD, FYDH	74	1596		6PK1042 ELAST	ALT, (-AC), 08/2001⇨
						6PK1042 ELAST T2	ALT, (-AC), 08/2001⇨, ⇨03/2002
						6PK1042 ELAST T3	ALT, (-AC), 03/2002⇨
						6PK1733	ALT, (-AC), ⇨08/2001
						6PK1733K4	ALT, (-AC), ⇨08/2001
						6PK1893	ALT, (AC), ⇨02/2002
						6PK1915	ALT, (AC), 02/2002⇨, ⇨05/2005
						CT881	CA
						CT881K2	CA
						CT881WP1	CA
1.8 16V	10/98-11/04	EYDC, EYDB, EYDD, EYDE, EYDF, EYDG, EYDI, EYDJ, EYDL	85	1796		6PK1555	ALT, (PS), (AC)
						6PK1973	ALT, (PS), (-AC)
						6PK2100	ALT, (PS), (AC)
						CT978	CA
						CT978K1	CA, 12/1998⇨
						CT978K2	CA, ⇨11/1998

					ContiTech	
FORD						
FOCUS (DAW, DBW, DFW, DNW)						
↔					 CT978WP1	CA, 12/1998↔
1.8 DI / TDDi	08/99-11/04	BHDA, BHDB	55	1753	 6PK1413  6PK1715  6PK1715K1  CT983  CT983K1  VD1069	ALT, (-AC) ALT, (AC) ALT, (AC) INJP INJP, (AUTOM-TP), 09/2000↔
1.8 TDCi	03/01-11/04	F9DA, F9DB, FFDA	74-85	1753	 6PK1413  6PK1413D1  6PK1715  6PK1715K1  6PK1720D1  CT983  CT983K1  AP9045  AP9046  VD1039  MS26	ALT, PS, (-AC) ALT, PS, (-AC) ALT, PS, AC ALT, PS, AC ALT, PS, AC INJP INJP, (AUTOM-TP) OPT ↔01/2004 FOR ART-NO: VD1039
1.8 Turbo DI / TDDi	10/98-11/04	C9DC, C9DA, C9DB	66	1753	 6PK1413  6PK1715  6PK1715K1  CT983  CT983K1  VD1069	ALT, (-AC) ALT, (AC) ALT, (AC) INJP INJP, (AUTOM-TP), 09/2000↔
	08/01-03/05	BHDA, BHDB	55	1753	 6PK1420  6PK1715  6PK1715K1  CT983  CT983K1  VD1069	ALT, (AC) ALT, (AC) CA CA
ST170	03/02-11/04	ALDA	127	1988	 6PK2115  CT978	ALT, WP, PS, AC CA
FOCUS (DNW)						
2.0 16V	02/99-11/04	EDDC, EDDB, EDDD, EDDF	96	1988	 6PK1973  6PK2100  CT978  CT978K1  CT978WP1	ALT, (PS), (-AC) ALT, (PS), (AC) CA CA CA
FOCUS C-MAX						
1.6 TDCi	10/03-03/07	HHDA, HHDB, G8DA, G8DB	66-80	1560	 6PK800  6PK800K1  6PK976  6PK976K1  CT1092  CT1092K1  CT1092WP1  AP9029  VD1094  MS08	ALT, (-AC) ALT, (-AC) ALT, (AC) ALT, (AC) CA CA CA ALT, (Denso), FOR ALT: 120A, OE-NO 3M5T-10300-PB, 3M5T-10300-PC, 3M5T-10300-PD, FOR ALT: 150A, OE-NO 3M5T-10300-YB, 3M5T-10300-YC, 3M5T-10300-YD FOR ART-NO: VD1094
1.6, 1.6 Ti	10/03-03/07	HWDA, HWDB, HXDA, SIDA	74-85	1596	 5PK868 ELAST  6PK1059 ELAST  6PK1059 ELAST T2  CT881  CT881K2  CT881K3  CT881WP1  CT881WP2	AC ALT ALT, (AC) CA CA, ↔04/2005 CA, 05/2005↔ CA, ↔04/2005 CA, 05/2005↔
1.8	10/03-03/07	CSDA, CSDB	88	1798	 5PK705 ELAST	AC, 12/2003↔

































































					ContiTech	
---	---	---	---	---	-----------	---





































































FORD						
FOCUS C-MAX						
					 5PK705 ELAST T1  5PK711 ELAST  5PK711 ELAST T1  6PK1306	AC, 12/2003⇒ AC, ⇒12/2003 AC, ⇒12/2003 ALT, ⇒12/2007
1.8 TDCi	01/05-03/07	KKDA	85	1753	 6PK1360  6PK1520  CT983  CT983K1  AP9045  AP9046	ALT, (-AC) ALT, (AC) CA CA OPT
1.8, 1.8 Flexifuel	04/04-03/07	QQDB, QQDA, Q7DA	92	1798	 5PK705 ELAST  5PK705 ELAST T1  6PK1306	AC AC ALT, ⇒12/2007
2.0	03/04-03/07	AODA, AODB, SYDA	107	1999	 5PK705 ELAST  5PK705 ELAST T1  6PK1306	AC AC ALT, ⇒12/2007
2.0 TDCi	10/03-03/07	G6DA, G6DB, G6DD, G6DG	100	1997	 6PK1217  6PK1217K1  CT1091  CT1091K1  CT1091WP1  AP9029	ALT ALT CA CA CA ALT, (Denso), FOR ALT: 120A, OE-NO 3M5T-10300-PB, 3M5T-10300-PC, 3M5T-10300-PD, FOR ALT: 150A, OE-NO 3M5T-10300-YB, 3M5T-10300-YC, 3M5T-10300-YD
FOCUS II (DA_)						
1.4	11/04-09/12	ASDA, ASDB	59	1388	 5PK868 ELAST  6PK1059 ELAST  6PK1059 ELAST T2  CT881  CT881K2  CT881K3  CT881K5  CT881WP1  CT881WP2	AC ALT ALT, (AC) CA CA, ⇒04/2005 CA, 05/2005⇒, ⇒08/2009 CA, 08/2009⇒ CA, ⇒04/2005 CA, 05/2005⇒, ⇒08/2009
1.6	10/06-07/11	HWDA, HWDB, SHDA, SHDB, SHDC	74	1596	 5PK868 ELAST  6PK1059 ELAST  CT881  CT881K3  CT881K5  CT881WP2	AC ALT CA CA, ⇒08/2009 CA, 08/2009⇒ CA, ⇒08/2009
1.6 TDCi	11/04-09/12	G8DC, MTDA	74	1560	 6PK800  6PK800K1  6PK976  6PK976K1  CT1092  CT1092K1  CT1092WP1  AP9029  VD1094  VD1096  MS08	ALT, (-AC) ALT, (-AC) ALT, (AC) ALT, (AC) CA CA CA ALT, (Denso), FOR ALT: 120A, OE-NO 3M5T-10300-PD, FOR ALT: 150A, OE-NO 3M5T-10300-YD ⇒12/2009 12/2009⇒ FOR ART-NO: VD1094, VD1096
		G8DA, G8DB, G8DD, G8DE, G8DF	80	1560	 6PK800  6PK800K1  6PK976  6PK976K1  CT1092  CT1092K1  CT1092WP1  AP9029	ALT, (-AC) ALT, (-AC) ALT, AC ALT, AC CA, MTR-CODE: HHJA, HHJB CA CA ALT, (Denso), FOR ALT: 120A, OE-NO 3M5T-10300-
						



























































					ContiTech	
FORD						
FOCUS II (DA_)						
					 VD1094  MS08	PC, 3M5T-10300-PD, FOR ALT: 150A, OE-NO 3M5T-10300-YC, 3M5T-10300-YD
		HHDA, HHDB, GPDA, GPDC	66	1560	 6PK800  6PK800K1  6PK976  6PK976K1  CT1092  CT1092K1  CT1092WP1  AP9029	FOR ART-NO: VD1094
					 VD1094  MS08	FOR ART-NO: VD1094
	01/05-09/12	G8DA, G8DB, G8DD, G8DE, G8DF, HHDA, HHDB, GPDA, GPDC, GPDB	66-80	1560	 6PK800  6PK800K1  6PK976  6PK976K1  CT1092  CT1092K1  CT1092WP1  AP9029	ALT, (-AC) ALT, (-AC) ALT, (AC) ALT, (AC) CA CA CA ALT, (Denso), FOR ALT: 120A, OE-NO 3M5T-10300-PC, 3M5T-10300-PD, FOR ALT: 150A, OE-NO 3M5T-10300-YC, 3M5T-10300-YD
1.6 Ti	11/04-09/12	HXDA, HXDB	85	1596	 VD1094  MS08	FOR ART-NO: VD1094
					 5PK868 ELAST  6PK1059 ELAST  6PK1059 ELAST T2  CT881  CT881K2  CT881K3  CT881WP1  CT881WP2	AC ALT ALT, (AC) CA CA, ⇨04/2005 CA, 05/2005⇨, ⇨08/2009 CA, ⇨04/2005 CA, 05/2005⇨, ⇨08/2009
1.6, 1.6 Ti	11/04-09/12	HWDA, HWDB, SHDA, SHDB, SHDC, HXDA, HXDB, SIDA	74-85	1596	 5PK868 ELAST  6PK1059 ELAST  6PK1059 ELAST T2  CT881  CT881K2  CT881K3  CT881K5  CT881WP1  CT881WP2	AC ALT ALT, (AC) CA CA, ⇨04/2005 CA, 05/2005⇨, ⇨08/2009 CA, 08/2009⇨ CA, ⇨04/2005 CA, 05/2005⇨, ⇨08/2009
	04/05-09/12	HWDA, HWDB, SHDA, SHDB, SHDC, HXDA, HXDB	74-85	1596	 5PK868 ELAST  6PK1059 ELAST  6PK1059 ELAST T2  CT881  CT881K2  CT881K3  CT881WP2	AC ALT ALT, (AC) CA CA, ⇨04/2005 CA, 05/2005⇨, ⇨08/2009 CA, 05/2005⇨, ⇨08/2009
1.8 TDCi	11/04-09/12	KKDA, KKDB	85	1753	 6PK1360  6PK1520  CT983  CT983K1  AP9045  AP9046	ALT, (-AC) ALT, (AC) CA CA OPT
1.8, 1.8 Flexifuel	01/06-09/12	QQDB, Q7DA	92	1798	 5PK705 ELAST  5PK705 ELAST T1	AC AC



























































					ContiTech	
---	---	---	---	---	-----------	---































































FORD						
FOCUS II (DA_)						
↕					∞ 6PK1240 ELAST	ALT, 01/2008⇒
					∞ 6PK1306	ALT, ⇒12/2007
2.0	11/04-09/12	AODA, AODB	107	1999	∞ 5PK705 ELAST	AC
					∞ 5PK705 ELAST T1	AC
					∞ 6PK1240 ELAST	ALT, 01/2008⇒
					∞ 6PK1306	ALT, ⇒12/2007
2.0 LPG	06/08-07/11	SYDA	107	1999	∞ 5PK705 ELAST	AC
					∞ 5PK705 ELAST T1	AC
					∞ 6PK1240 ELAST	ALT, 01/2008⇒
2.0 TDCi	11/04-09/12	G6DA, G6DB, G6DD	100	1997	∞ 6PK1217	ALT
					∞ 6PK1217K1	ALT
					CT1091	CA
					CT1091K1	CA
					CT1091WP1	CA
					AP9029	ALT, (Denso), FOR ALT: 120A, OE-NO 3M5T-10300-PB, 3M5T-10300-PC, 3M5T-10300-PD, FOR ALT: 150A, OE-NO 3M5T-10300-YB, 3M5T-10300-YC, 3M5T-10300-YD
2.5 RS	01/09-07/11	JZDA	224	2521	∞ 5PK890	ALT
					CT979	CA
					CT979K2	CA
					CT979WP2	CA
2.5 ST	10/05-09/12	HYDA	166	2522	∞ 5PK847	AC, ⇒11/2007
					∞ 5PK890	ALT, ⇒11/2007
					CT979	CA
					CT979K2	CA
					CT979WP2	CA
FOCUS III						
1.0 EcoBoost	02/12-	M1DA, M2DA	74-92	998	∞ 6PK1502 EXTRA	
1.5 EcoBoost	09/14-	M8DA, M8DB, M9DA, M9DB	110-134	1498	CT881	CA
					CT881K6	CA
1.6 EcoBoost, 1.6 Flexifuel	04/11-	JQDA, JQDB, YUDA	110	1596	∞ 6PK1555	ALT
					CT881	CA
					CT881K6	CA
1.6 TDCi, 1.6 TDCi ECOnetic	04/11-	T1DA, T1DB, T3DA, T3DB, NGDA, NGDB	70-85	1560	∞ 6PK800	ALT, (AC)
					∞ 6PK800K1	ALT, (AC)
					∞ 6PK962	ALT, (AC)
					CT1162	CA
					CT1162K1	CA
					CT1162WP1	CA
					VD1096	
1.6 Ti	04/11-	IQDB, PNDA	77-92	1596	∞ 5PK868 ELAST	AC, (-ELECTR PS), HYDRAULIC
					∞ 6PK1059 ELAST	ALT, (-ELECTR PS), HYDRAULIC
					∞ 6PK1059 ELAST T2	ALT, (AC), (-ELECTR PS), HYDRAULIC
					CT881	CA
					CT881K3	CA
					CT881WP2	CA
	05/11-	IQDB	77	1596	∞ 5PK868 ELAST	AC, (-ELECTR PS), HYDRAULIC
					∞ 6PK1059 ELAST	ALT, (-ELECTR PS), HYDRAULIC
					∞ 6PK1059 ELAST T2	ALT, (-ELECTR PS), HYDRAULIC
					CT881	CA
					CT881K3	CA
					CT881WP2	CA
		PNDA	92	1596	∞ 5PK868 ELAST	AC, (-ELECTR PS), HYDRAULIC
					∞ 6PK1059 ELAST	ALT, (-ELECTR PS), HYDRAULIC
					∞ 6PK1059 ELAST T2	ALT, (AC), (-ELECTR PS), HYDRAULIC
					CT881	CA
					CT881K3	CA
					CT881WP2	CA
2.0 ST	07/12-	R9DA	184	1999	∞ 4PK1360	ALT
2.0 TDCi	05/11-	UFDB	103	1997	∞ 6PK1244	ALT

					ContiTech		
FORD							
FOCUS III							
					 CT1140	CA	
					 CT1140K1	CA	
FUSION (JU.)							
1.25	08/04-12/12	FUJA, FUJB	55	1242	 5PK690 ELAST	PS, (AC)	
					 6PK1019 ELAST	ALT, (AC)	
					 6PK1019 ELAST T1	ALT, (PS), (AC)	
					 6PK1042 ELAST	ALT, (-AC)	
					 6PK1042 ELAST T1	ALT, (PS), (-AC)	
					 CT881	CA	
					 CT881K2	CA, ⇨04/2005	
					 CT881K3	CA, 05/2005⇨, ⇨08/2009	
					 CT881K5	CA, 08/2009⇨	
					 CT881WP1	CA, ⇨04/2005	
					 CT881WP2	CA, 05/2005⇨, ⇨08/2009	
1.4	08/02-12/12	FXJA, FXJB, FXJC	59	1388	 5PK690 ELAST	PS, (AC)	
					 6PK1019 ELAST	ALT, (AC)	
					 6PK1019 ELAST T1	ALT, (PS), (AC)	
					 6PK1042 ELAST	ALT, (-AC)	
					 6PK1042 ELAST T1	ALT, (PS), (-AC)	
					 CT881	CA	
					 CT881K2	CA, ⇨04/2005	
					 CT881K3	CA, 05/2005⇨, ⇨08/2009	
					 CT881K5	CA, 08/2009⇨	
					 CT881WP1	CA, ⇨04/2005	
					 CT881WP2	CA, 05/2005⇨, ⇨08/2009	
1.4 TDCi	08/02-07/05	F6JA, F6JB	50	1399	 6PK1345	ALT, (AC)	
					 6PK1345K1	ALT, (-AC)	
					 6PK1705	ALT, (AC)	
					 6PK1705K2	ALT, (AC)	
					 CT1063	CA	
					 CT1063K1	CA, MTR-CODE: F6JA	
					 CT1063WP2	CA	
					 AP9038		
					 AP9070		
					 VD1094		
					 MS08	FOR ART-NO: VD1094	
1.6	08/02-11/08	FYJA, FYJB, FYJC	74	1596	 5PK690 ELAST	PS, (AC)	
					 6PK1019 ELAST	ALT, (AC)	
					 6PK1019 ELAST T1	ALT, (PS), (AC)	
					 6PK1042 ELAST	ALT, (-AC)	
					 6PK1042 ELAST T1	ALT, (PS), (-AC)	
					 CT881	CA	
					 CT881K2	CA, ⇨04/2005	
					 CT881K3	CA, 05/2005⇨, ⇨08/2009	
					 CT881WP1	CA, ⇨04/2005	
					 CT881WP2	CA, 05/2005⇨, ⇨08/2009	
1.6 TDCi	11/04-12/12	HHJA, HHJB	66	1560	 6PK800	ALT, (-AC)	
					 6PK800K1	ALT, (-AC)	
					 6PK976	ALT, AC	
					 6PK976K1	ALT, AC	
					 CT1092	CA, MTR-CODE: HHJA, HHJB	
					 CT1092K1	CA	
					 CT1092WP1	CA	
					 AP9029	ALT, (Denso), FOR ALT: 120A, OE-NO 3M5T-10300-PC, 3M5T-10300-PD, FOR ALT: 150A, OE-NO 3M5T-10300-YC, 3M5T-10300-YD	
					 VD1094		
					 MS08	FOR ART-NO: VD1094	
GALAXY							
1.5 EcoBoost	01/15-	UNCI, UNCJ	118	1499	 CT881	CA	
					 CT881K6	CA	
							

					ContiTech		
FORD							
GALAXY (WA6)							
 1.6 TDCi	02/11-06/15	T1WA, T1WB	85	1560	 6PK800  6PK962  CT1162  CT1162K1  CT1162WP1  VD1096	ALT, (-AC) ALT, (AC) CA CA CA	
	1.8 TDCi	05/06-06/15	QYWA	92	1753	 6PK1685  CT983  CT983K1  AP9045  AP9046  VD1039  MS26	ALT CA CA OPT FOR ART-NO: VD1039
	2.0	05/06-06/15	AOWA, AOWB	107	1999	 6PK2196	ALT, PS, AC
	2.0 TDCi	05/06-06/15	AZWA, TYWA, KLWA	85-96	1997	 6PK1205  CT1091  CT1091K1  CT1091WP1  AP9023	ALT CA CA CA
		QXWA, QXWB, QXWC, UFWA, UKWA, AZWC	100-103	1997	 6PK1205  6PK1244  CT1091  CT1091K1  CT1091WP1  CT1140  CT1140K1  AP9023	ALT, ⇨03/2010 ALT, 03/2010⇨ CA, ⇨03/2010 CA, ⇨03/2010 CA, ⇨03/2010 CA, 03/2010⇨ CA, 03/2010⇨	
		03/10-06/15	TXWA	120	1997	 6PK1244  CT1140  CT1140K1	ALT CA CA
GALAXY (WGR)							
1.9 TDI	04/00-05/06	AUY	85	1896	 6DPK1195  6DPK1195D2  6DPK1195K2  6PK1120  CT1028  CT1028K2  CT1028K3  CT1028K4  CT1028WP2  CT1028WP4  CT1028WP7  AP9001  VD1076  VD1089  MS17  MS37	ALT, (AC) ALT, (AC), 08/2003⇨, ⇨08/2006 ALT, (AC), ⇨11/2005 ALT, (-AC) CA, WP CA, WP, ⇨03/2002 CA, WP, 04/2002⇨ CA, WP, ⇨03/2002 CA, WP, 04/2002⇨, ⇨05/2002 CA, WP, 05/2002⇨ CA, WP, ⇨03/2002 08/2003⇨ ⇨08/2003 FOR ART-NO: VD1089 FOR ART-NO: VD1076	
	02/03-05/06	ASZ	96	1896	 6DPK1195  6DPK1195D2  6DPK1195K2  6PK1120  CT1028  CT1028K3  CT1028WP3  AP9001  VD1076  MS17  MS18	ALT, (AC) ALT, (AC), 08/2003⇨, ⇨08/2006 ALT, (AC), ⇨11/2005 ALT, (-AC) CA, WP CA, WP CA, WP MTR-CODE: ASZ, 09/2003⇨ FOR ART-NO: VD1091 FOR ART-NO: VD1076	
	03/95-05/06	AHU, 1Z, ANU	66	1896	 11,5X730Ld  11,5X790Ld  6DPK1195	PS, (-AC), MTR-CODE: 1Z, AHU PS, WP, (AC), MTR-CODE: 1Z, AHU ALT, PS, (AC), MTR-CODE: ANU	
							

					ContiTech	
FORD						
GALAXY (WGR)						
					 6DPK1195D1 ALT, PS, (AC), MTR-CODE: ANU, CH-NO 7M-4-015 001⇒  6DPK1195K2 ALT, PS, (AC), MTR-CODE: ANU, 09/1999⇒, ⇒11/2005  6PK1045 ALT, (-AC), (TENS DAMPER), MTR-CODE: 1Z, AHU, ⇒CH-NO 7M-Y-020 000  6PK1054 ALT, (-AC), (TENS DAMPER), MTR-CODE: 1Z, AHU, CH-NO 7M-Y-020 001⇒  6PK1120 ALT, PS, (-AC), MTR-CODE: ANU  6PK1145 ALT, (AC), MTR-CODE: 1Z, AHU, ⇒09/1999  6PK1145K1 ALT, (AC), MTR-CODE: 1Z, AHU, ⇒09/1999  6PK1153 ALT, (AC), MTR-CODE: 1Z, AHU, 09/1999⇒  6PK923 ALT, (-AC), (TENS DAMPER), MTR-CODE: 1Z, AHU  CT1028 CA, WP, MTR-CODE: ANU  CT1028K1 CA, WP, MTR-CODE: ANU, ⇒MTR-NO 005 000  CT1028K2 CA, WP, MTR-CODE: ANU, MTR-NO 005 001⇒, ⇒MODEL '02  CT1028K3 CA, WP, MTR-CODE: ANU, MODEL '03⇒  CT1028K4 CA, WP, MTR-CODE: ANU, MTR-NO 005 001⇒, ⇒MODEL '02  CT1028K5 CA, WP, MTR-CODE: ANU, ⇒MTR-NO 005 000  CT1028WP4 CA, WP, MTR-CODE: ANU, MODEL '03⇒  CT1028WP6 CA, WP, MTR-CODE: ANU, ⇒MTR-NO 005 000  CT1028WP7 CA, WP, MTR-CODE: ANU, MTR-NO 005 001⇒, ⇒MODEL '02  CT945 CA, MTR-CODE: 1Z, AHU  CT945K1 CA, MTR-CODE: 1Z, AHU  AP9001  VD1076 09/2003⇒  VD1084 ⇒03/2000  VD1091 04/2000⇒, ⇒08/2003  MS13 FOR ART-NO: VD1084  MS17 FOR ART-NO: VD1091  MS18 FOR ART-NO: VD1076	
	08/97-04/00	AFN, AVG	81	1896	 11,5X730Ld PS, (-AC)  11,5X790Ld PS, WP, (AC)  6PK1045 ALT, (-AC), FOR ALT: 120A, 09/1999⇒, ⇒04/2000  6PK1054 ALT, (-AC), FOR ALT: 120A, 09/1999⇒, ⇒03/2000  6PK1145 ALT, (AC), ⇒09/1999  6PK1145K1 ALT, (AC), ⇒09/1999  6PK1153 ALT, (AC), 09/1999⇒  6PK923 ALT, (-AC), FOR ALT: 90A, 11/1994⇒, ⇒03/2000  CT945 CA  CT945K1 CA  AP9001  AP9004  VD1084  MS13 FOR ART-NO: VD1084	
2.0 i	11/95-05/06	NSE, ZVSA	85	1998	 6PK1420 ALT  6PK1570 ALT, (AC)	
2.3 16V	09/01-05/06	E5SB	103	2295	 6PK1570 ALT, PS, AC	
	01/97-05/06	Y5B, E5SA	107	2295	 6PK1420 ALT, PS  6PK1570 ALT, PS, AC	
GRAND C-MAX (DXA/CB7, DXA/CEU)						
1.0 EcoBoost	10/12-	M1DA, M2DA, SFDA	74-92	998	 6PK1502 EXTRA	
1.6 EcoBoost	12/10-	JQDA, JQDB	110	1596	 6PK1555 ALT  CT881 CA  CT881K6 CA	
					 6PK800 ALT, (-AC)  6PK800K1 ALT, (-AC)	

						ContiTech			
FORD									
GRAND C-MAX (DXA/CB7, DXA/CEU)									
						6PK962	ALT, (AC)		
						CT1162	CA		
						CT1162K1	CA		
						CT1162WP1	CA		
						VD1096			
1.6 Ti	12/10-	PNDA	92	1596		5PK868 ELAST	AC, (-ELECTR PS), HYDRAULIC		
						6PK1059 ELAST	ALT, (-ELECTR PS), HYDRAULIC		
						6PK1059 ELAST T2	ALT, (AC), (-ELECTR PS), HYDRAULIC		
						CT881	CA		
						CT881K3	CA		
						CT881WP2	CA		
2.0 TDCi	02/11-	UFDB	103	1997		6PK1244	ALT		
						CT1140	CA		
						CT1140K1	CA		
KA (RB.)									
1.3 i	06/98-11/08	JJJ, JJF, JJG, JJH, JJL	36	1299		AVX10X825	ALT, (-PS), (-AC), ⇨ 10/2002		
						6PK1448	ALT, WP, PS, (-AC), 10/1998⇨, ⇨ 10/2002, OE-NO 1085038, (MECH-TP)		
						6PK1760	ALT, WP, PS, (-AC), ⇨ 10/2002, OE-NO 1036917, (AUTOM-TP)		
						6PK1930	ALT, WP, PS, AC, ⇨ 10/2002		
	08/02-11/08	A9A, A9B	51	1299		6PK1705	ALT, PS, (-AC)		
						6PK2196	ALT, PS, AC		
	09/96-10/02	JJB	37	1299		AVX10X825	ALT, (-PS), (-AC), 02/1998⇨, ⇨ 10/2002		
						6PK1448	ALT, (PS), (-AC), 10/1998⇨, ⇨ 10/2002, OE-NO 1085038, (MECH-TP)		
						6PK1760	ALT, (PS), (-AC), 10/1996⇨, ⇨ 10/2002, OE-NO 1036917, (AUTOM-TP)		
						6PK1930	ALT, (PS), (AC), 10/1996⇨, ⇨ 10/2002		
	09/96-11/08	J4D, J4K, J4M, J4N, J4P, J4S, BAA	44	1299		6PK862	ALT, (-PS), (-AC), ⇨ 01/1998		
						AVX10X825	ALT, (-PS), (-AC), 02/1998⇨, ⇨ 10/2002		
						6PK1448	ALT, (PS), (-AC), 10/1998⇨, ⇨ 10/2002, OE-NO 1085038, (MECH-TP)		
						6PK1705	ALT, (PS), (-AC), 10/2002⇨, OE-NO 1089877		
						6PK1760	ALT, (PS), (-AC), 10/1996⇨, ⇨ 10/2002, OE-NO 1036917, (AUTOM-TP)		
						6PK1930	ALT, (PS), (AC), 10/1996⇨, ⇨ 10/2002		
						6PK2196	ALT, (PS), (AC), 10/2002⇨		
						6PK862	ALT, (-PS), (-AC), ⇨ 01/1998		
KA (RU8)									
1.2	10/08-	FP4	51	1242		4PK665	ALT, (-AC)		
						5PK1145	ALT, (AC)		
						5PK1145K1	ALT, (AC)		
						CT1115	CA		
						CT1115K1	CA		
						CT1115WP1	CA		
	1.3 TDCi	10/08-	FD4	55	1248		6PK1180	ALT, (-AC)	
							6PK1310	ALT, (AC)	
							AP9035		
KUGA I									
2.0 TDCi 4x4	03/10-11/12	TXDA	120	1998		6PK1217	ALT, ⇨ 11/2012		
						6PK1244	ALT, 11/2012⇨		
						CT1140	CA		
						CT1140K1	CA		
						AP9029	ALT, (Denso), FOR ALT: 150A, OE-NO 3M5T-10300-YE		
	2.0 TDCi, 2.0 TDCi 4x4	03/08-11/12	G6DG, UKDA	100	1997		6PK1217	ALT	
							6PK1217K1	ALT	
							CT1091	CA, ⇨ 05/2010	
							CT1091K1	CA, ⇨ 05/2010	
						CT1091WP1	CA, ⇨ 05/2010		

					ContiTech	
FORD						
KUGA I						
					 CT1140  CT1140K1  AP9029	CA, 05/2010⇒ CA, 05/2010⇒ ALT, (Denso), FOR ALT: 120A, OE-NO 3M5T-10300-PD
	03/10-11/12	UFDA	103	1997	 6PK1244  CT1140  CT1140K1  AP9029	ALT CA CA ALT, (Denso), FOR ALT: 150A, OE-NO 3M5T-10300-YE
2.5 4x4	03/09-	HYDB	147	2522	 5PK890  CT979  CT979K2  CT979WP2	ALT CA CA CA
KUGA II (DM2)						
1.6 EcoBoost, 1.6 EcoBoost 4x4	03/13-	JTMA, JQMA, JQMB	110-134	1596	 6PK1555  CT881  CT881K6	ALT CA CA
2.0 TDCi	03/13-	UFMA	103	1997	 6PK1240  CT1140  CT1140K1	ALT CA CA
2.0 TDCi, 2.0 TDCi 4x4	03/13-	TXDA, TXMA, UKMA, UFMA	100-120	1997	 6PK1244  CT1140  CT1140K1	ALT CA CA
MAVERICK						
2.0 16V	02/01-	YF	91	1989	 6PK1973  6PK2100  CT978	ALT, (-AC) ALT, (AC) CA
2.3 16V	03/04-	GZ	110	2261	 6PK2277	ALT, PS, AC, WP
MAVERICK (UDS, UNS)						
2.7 TD	09/96-04/98	TD27E	92	2664	 AVX13X1150  AVX13X1150  AVX13X925	PS ALT AC
MONDEO I (GBP, BNP)						
1.6 i 16V	02/93-08/96	L1F	66	1597	 6PK1720  6PK2080  6PK2080  6PK2100  CT728  CT728K1	ALT, PS 09/1995⇒, (AUTOM) ALT, PS, AC, ⇒08/1995 ALT, PS, AC, 09/1995⇒, (MANL) CA CA
1.8 i 16V	02/93-08/96	RKA, RKB	82-85	1796	 6PK1720  6PK2080  6PK2080  6PK2100  CT728  CT728K1	ALT, PS 09/1995⇒, (AUTOM) ALT, PS, AC, ⇒08/1995 ALT, PS, AC, 09/1995⇒, (MANL) CA CA
1.8 TD	06/93-08/96	RFM, RFN	65	1753	 5PK585  5PK875  5PK890  CT901(SET)  CT901K1  CT901K2  CT901K4	PS ALT AC CA CA, ⇒09/1995 CA, 10/1995⇒ CA, 10/1995⇒, OPT
2.0 i 16V	02/93-08/96	NGA	100	1988	 6PK1720  6PK2080  6PK2080  6PK2100  CT728  CT728K1	ALT, PS 09/1995⇒, (AUTOM) ALT, PS, AC, ⇒08/1995 ALT, PS, AC, 09/1995⇒, (MANL) CA CA
MONDEO II (BAP, BNP, BFP)						
1.6 i	08/96-09/00	L1J	66	1597	 6PK1720  6PK1973  6PK2080	ALT, PS, ⇒05/1998 ALT, PS, 05/1998⇒ ALT, PS, AC, (AUTOM), ⇒05/1998



ContiTech





































































FORD



































































MONDEO II (BAP, BNP, BFP)
































































































































					6PK2100 6PK2100 6PK2120 CT728 CT728K1 CT978 CT978K1 CT978K2 CT978WP1	05/1998⇄, (AUTOM) ALT, PS, AC, ⇄05/1998, (MANL) ALT, PS, AC, (MANL), 05/1998⇄ CA, ⇄05/1998 CA, ⇄05/1998 CA, 05/1998⇄ CA, 01/1999⇄ CA, 05/1998⇄, ⇄01/1999 CA, 01/1999⇄
1.8 i	08/96-09/00	RKF, RKJ, RKB, RKH, RKK	85	1796	6PK1720 6PK1973 6PK2080 6PK2100 6PK2100 6PK2120 CT728 CT728K1 CT978 CT978K1 CT978K2 CT978WP1	ALT, PS, ⇄05/1998 ALT, PS, 05/1998⇄ ALT, PS, AC, (AUTOM), ⇄05/1998 05/1998⇄, (AUTOM) ALT, PS, AC, ⇄05/1998, (MANL) ALT, PS, AC, (MANL), 05/1998⇄ CA, ⇄05/1998 CA, ⇄05/1998 CA, 05/1998⇄ CA, 01/1999⇄ CA, 05/1998⇄, ⇄01/1999 CA, 01/1999⇄
1.8 TD	08/96-09/00	RFN	66	1753	5PK585 5PK875 5PK890 CT901(SET) CT901K3 CT901WP3	PS ALT AC CA CA CA, MTR-CODE: RFN, D18TI
2.0 i	08/96-09/00	NGA, NGB, NGC, NGD	96	1988	6PK1720 6PK1973 6PK2080 6PK2100 6PK2100 6PK2120 CT728 CT728K1 CT978 CT978K1 CT978K2 CT978WP1	ALT, PS, ⇄05/1998 ALT, PS, 05/1998⇄ ALT, PS, AC, (AUTOM), ⇄05/1998 05/1998⇄, (AUTOM) ALT, PS, AC, ⇄05/1998, (MANL) ALT, PS, AC, (MANL), 05/1998⇄ CA, ⇄05/1998 CA, ⇄05/1998 CA, 05/1998⇄ CA, 01/1999⇄ CA, 05/1998⇄, ⇄01/1999 CA, 01/1999⇄
2.5 24V	08/96-09/00	SEA	125	2544	3PK683 6PK1590 6PK1820	WP ALT, (AC) ALT, (AC)
MONDEO III (B5Y, BWY, B4Y)						
1.8 16V, 1.8 SCI	10/00-03/07	CGBA, CGBB, CHBA, CHBB, CFBA	81-96	1798	6PK2225 AP9037	ALT
2.0 16V	10/00-03/07	CJBA, CJBB	107	1999	6PK2225 AP9037	ALT
2.0 16V DI / TDDi / TDCi	10/00-03/07	D5BA, SDBA	66	1998	4PK711 ELAST 4PK735 4PK735 4PK735K1 4PK735K1 6PK1642 6PK1642K2 VD1110	PS, ENGINE: DI 2.0, 09/2004⇄ PS, ENGINE: DI 2.0, ⇄09/2004 PS, ENGINE: TDCi 2.0, 03/2006⇄ PS, ENGINE: TDCi 2.0, 03/2006⇄ PS, ENGINE: DI 2.0, ⇄09/2004 ALT ALT
2.0 TDCi, 2.0 16V TDDi / TDCi	10/00-03/07	D6BA, HJBA, HJBB, HJBC, FMBA, N7BA	85-96	1998	4PK735 4PK735K1 6PK1642 6PK1642K2 VD1110	PS PS ALT ALT































































					ContiTech	
FORD						
MONDEO III (B5Y, BWY, B4Y)						
 2.2 TDCi	09/04-03/07	QJBA, QJBB	114	2198	 4PK711 ELAST  4PK735  4PK735K1  6PK1642  6PK1642K2  VD1110	PS, 09/2004⇄ PS, 08/2004⇄, ⇄09/2004 PS, 08/2004⇄, ⇄09/2004 ALT, 08/2004⇄ ALT, 08/2004⇄
2.5 V6 24V	10/00-03/07	LCBD	125	2495	 3PK683  6PK2077	WP ALT
3.0 V6 24V	09/04-03/07	REBA	150	2967	 6PK2077	ALT
ST220	04/02-03/07	MEBA	166	2967	 3PK683  6PK2077	WP ALT
MONDEO IV (BA7)						
1.6 EcoBoost	02/11-09/14	JTBA	118	1596	 6PK1555  CT881  CT881K6	ALT CA CA
1.6 TDCi	02/11-09/14	T1BA, T1BB, T1BC	85	1560	 6PK800  6PK962  CT1162  CT1162K1  CT1162WP1  VD1096	ALT, (AC) ALT, (AC) CA CA CA CA
1.6 Ti	03/07-09/14	PNBA	92	1596	 5PK694 ELAST  6PK1029 ELAST  6PK1029 ELAST T1  CT881  CT881K3  CT881K5  CT881WP2	PS ALT ALT, PS CA CA, ⇄08/2009 CA, 08/2009⇄ CA, ⇄08/2009
1.8 TDCi	03/07-12/12	FFBA, QYBA, KHBA	74-92	1753	 6PK1685  CT983  CT983K1  AP9045  AP9046  VD1039  MS26	ALT CA CA OPT OPT FOR ART-NO: VD1039
	06/07-	QYBA, KHBA	92	1753	 6PK1685  CT983  CT983K1  AP9045  AP9046  VD1039  MS26	ALT CA CA OPT OPT FOR ART-NO: VD1039
2.0	03/07-09/14	AOBA, TBBA, AOBC	107	1999	 6PK2196	ALT
2.0 TDCi	03/07-09/14	AZBA	96	1997	 6PK1845  CT1091  CT1091K1  CT1091WP1  AP9023	ALT CA CA CA
		QXBA, QXBB, UFBA, UFBB	103	1997	 6PK1244  6PK1845  6PK1845  CT1091  CT1091K1  CT1091WP1  CT1140  CT1140K1  AP9023	ALT, 04/2012⇄, MTR-CODE: UFBA ALT, ⇄06/2010, MTR-CODE: UFBA ALT, MTR-CODE: QXBA, QXBB CA, MTR-CODE: QXBA, QXBB CA, MTR-CODE: QXBA, QXBB CA, MTR-CODE: QXBA, QXBB CA, MTR-CODE: UFBA CA, MTR-CODE: UFBA
	11/07-09/14	KLBA, LPBA, TYBA	85	1997	 6PK1244  6PK1845  6PK1845	ALT, 04/2012⇄, (EURO5) ALT, Euro4 ALT, ⇄06/2010, (EURO5)






































































					ContiTech		
FORD							
MONDEO IV (BA7)							
					 CT1091	CA	
					 CT1091K1	CA	
					 CT1091WP1	CA	
					 AP9023		
	03/10-09/14	TXBA, TXBB	120	1997	 6PK1244	ALT, 04/2012⇄	
					 6PK1845	ALT, ⇄06/2010	
					 CT1140	CA	
					 CT1140K1	CA	
					 AP9023		
2.2 TDCi	03/08-09/14	Q4BA, KNBA	129-147	2179	 6PK1743	ALT	
					 CT1142	CA	
					 CT1142K1	CA	
					 AP9023		
2.3	07/07-09/14	SEBA	118	2261	 6PK2245	ALT	
MONDEO V							
1.5 EcoBoost	09/14-	UNCA, UNCB, UNCE, UNCF	118	1499	 CT881	CA	
					 CT881K6	CA	
ORION II (AFF)							
1.4	12/85-07/90	FUA	55	1392	 11,9X772Ld	ALT	
					 CT690	CA	
					 CT690K1	CA	
ORION III (GAL)							
1.4	07/90-12/93	F6F, F6G	52	1391	 11,9X758Ld	ALT, 08/1990⇄	
					 6PK1420	ALT, PS, 08/1990⇄	
					 6PK1635	ALT, PS, AC, 08/1990⇄	
					 6PK995	ALT, AC, 08/1990⇄	
					 CT690	CA, ⇄04/1992	
					 CT690K1	CA, ⇄04/1992	
					 CT729	CA, 04/1992⇄	
					 CT729K1	CA, 05/1992⇄	
1.6	07/90-12/92	LUJ, LUK	66	1598	 11,9X758Ld	ALT, 08/1990⇄	
					 6PK1420	ALT, PS, 08/1990⇄	
					 6PK1635	ALT, PS, AC, 08/1990⇄	
					 6PK995	ALT, AC, 08/1990⇄	
					 CT690	CA, ⇄04/1992	
					 CT690K1	CA, ⇄04/1992	
					 CT729	CA, 04/1992⇄	
					 CT729K1	CA, 05/1992⇄	
1.6 i 16V	07/92-12/93	L1E, L1K	66	1597	 6PK1530	ALT, AC	
					 6PK1815	ALT, PS	
					 6PK1900	ALT, PS, AC	
					 6PK915	ALT	
					 CT728	CA	
					 CT728K1	CA, MTR-CODE: ZH18 ZETEC E	
					 CT728WP1	CA, MTR-CODE: ZH18 ZETEC E	
1.8 D	11/90-12/93	RTE, RTF, RTH	44	1753	 3PK648	ALT, ⇄05/1991	
					 3PK675	ALT, 05/1991⇄, ⇄12/1991	
					 5PK1010	ALT, AC	
					 5PK1010	ALT, PS	
					 6PK915	ALT, 01/1992⇄	
					 CT901(SET)	CA	
					 CT901K1	CA	
1.8 i 16V	02/92-12/93	RDA	77	1796	 6PK1530	ALT, AC	
					 6PK1815	ALT, PS	
					 6PK1900	ALT, PS, AC	
					 6PK915	ALT	
					 CT728	CA	
					 CT728K1	CA, MTR-CODE: ZH18 ZETEC E	
					 CT728WP1	CA, MTR-CODE: ZH18 ZETEC E	
PUMA (EC_)							
1.6 16V	08/00-06/02	L1W	76	1596	 6PK1755	ALT, PS	
					 6PK1930	ALT, PS, AC	
							

































































					ContiTech	
FORD						
PUMA (EC_)						
					 CT881	CA
					 CT881K2	CA
					 CT881WP1	CA
	1.7 16V	03/97-06/02	MHA, MHB	92	1679	 6PK1750 ALT, (AC)  6PK1930 ALT, (AC)  CT881 CA
RANGER (ER, EQ)						
2.5 TD 4x4	10/99-06/06	WLT	80	2500	 AVX13X1000 AC  2XAVX13X1100 ALT  CT1020 CA	
RANGER (ES, ET)						
2.5 TDCi 4x4	05/06-07/12	WLAA	105	2499	 AVX13X1000 AC  2XAVX13X1100 ALT  CT1151 CA	
RANGER (TKE)						
2.2 TDCi 4x4	04/11-	GBVAJQJ	110	2198	 AP9063	
3.2 TDCi 4x4	04/11-	SAFA	147	3198	 AP9063	
SCORPIO I Saloon (GGE)						
2.0 i	05/89-09/94	N9D	88	1998	 6PK1256 ALT  6PK1560 ALT, AC  6PK1820 ALT, PS  6PK1965 ALT, PS, AC	
SIERRA (GBC, GBG, GB4, BNG)						
2.0 i	05/89-02/93	N9C	88	1998	 AVX10X913 AC, (4WD)  6PK1230 ALT, WP, MTR-CODE: EFI  6PK1230 ALT, WP, (AUTOM)  6PK1270 ALT, WP  6PK1560 ALT, WP, AC  6PK1820 ALT, WP, PS, (AUTOM)  6PK1820 ALT, WP, PS, MTR-CODE: EFI  6PK1965 ALT, PS, WP, AC	
S-MAX						
1.5 EcoBoost	02/15-	UNCI, UNCJ, UNCK	118	1498	 CT881 CA  CT881K6 CA	
S-MAX (WA6)						
1.6 TDCi	02/11-	T1WA, T1WB	85	1560	 6PK800 ALT, (AC)  6PK962 ALT, (AC)  CT1162 CA  CT1162K1 CA  CT1162WP1 CA  VD1096	
1.8 TDCi	05/06-	QYWA	92	1753	 6PK1685 ALT  CT983 CA  CT983K1 CA  AP9045 OPT  AP9046  VD1039  MS26 FOR ART-NO: VD1039	
	01/07-	FFWA	74	1753	 AP9045 OPT  AP9046	
2.0	05/06-	AOWA, AOWB	107	1999	 6PK2196	ALT, PS, AC
2.0 TDCi	05/06-	QXWA, QXWB, QXWC, UFWA	103	1997	 6PK1205 ALT, ⇨03/2010  6PK1244 ALT, 03/2010⇨  CT1091 CA, ⇨03/2010  CT1091K1 CA, ⇨03/2010  CT1091WP1 CA, ⇨03/2010  CT1140 CA, 03/2010⇨  CT1140K1 CA, 03/2010⇨  AP9023	
		AZWA, KLWA, TYWA,	85-96	1997	 6PK1205 ALT  CT1091 CA  CT1091K1 CA	
						

					ContiTech		
FORD							
S-MAX (WA6)							
						CT1091WP1	CA
						AP9023	
	03/10-	TXWA	120	1997		6PK1244	ALT
						CT1140	CA
						CT1140K1	CA
2.2 TDCi	03/08-	Q4WA, KNWA	129-147	2179		6PK1743	ALT
						CT1142	CA
						CT1142K1	CA
						AP9023	
2.3	07/07-	SEWA	118	2261		6PK2245	ALT
2.5 ST	05/06-	HUWA	162	2521		5PK1094	ALT
						5PK628 ELAST	AC
						CT979	CA
						CT979K2	CA
						CT979WP2	CA
STREET KA (RL2)							
1.6	05/03-07/05	CDRA, CDRB	70	1599		6PK1705	ALT, (-AC), 12/2002⇒, ⇒12/2005
						6PK2196	ALT, (AC)
TAUNUS '80 (GBS, GBNS)							
1.6	07/79-07/82	LCJ	54	1593		11,9X868Ld	ALT
						CT685	CA
TOURNEO CONNECT / GRAND TOURNEO CONNECT Kombi / COURIER Kombi							
1.0 EcoBoost	11/13-	M2GA, M2GB, SFCA, SFCB, SFCC, SFCD	74	998		6PK1502 EXTRA	
1.5 TDCi	02/14-	UGCA, UGCB, XUCC, XUCD	55	1499		6PK800	ALT, (-AC)
						6PK962	ALT, (AC)
						CT1162	CA
						CT1162K1	CA
						CT1162WP1	CA
						VD1096	
1.6 EcoBoost	11/13-	JQGA	110	1596		6PK1555	ALT
						CT881	CA
						CT881K6	CA
1.6 TDCi	09/13-	T1GA, TZGA, TZGB, T3CA, T3CB, T3CC, UBGA	55-85	1560		6PK800	ALT, (-AC)
						6PK962	ALT, (AC)
						CT1162	CA
						CT1162K1	CA
						CT1162WP1	CA
						VD1096	
1.8 16V	06/02-12/13	EYPA, EYPC, EYPD	85	1796		6PK1973	ALT, (-AC)
						6PK2100	ALT, (AC)
						CT978	CA
						CT978K1	CA
						CT978WP1	CA
1.8 TDCi	06/02-12/13	HCPA, HCPB, P9PA, P9PB, P9PC, P9PD, R3PA, RWPE, RWPF	66	1753		6PK1413	ALT, (-AC), ⇒05/2003
						6PK1460	ALT, (-AC), 05/2003⇒
						6PK1715	ALT, (AC), ⇒05/2007
						6PK1715K1	ALT, (AC), ⇒05/2007
						6PK1743	ALT, (AC), 05/2007⇒
						CT983	INJP
						CT983K1	INJP, (AUTOM-TP)
						AP9045	OPT
						AP9046	
						VD1039	
						MS26	FOR ART-NO: VD1039
	08/06-12/13	RWPA, RWPC, RWPD	81	1753		6PK1460	ALT, (-AC), 05/2003⇒
						6PK1715	ALT, (AC), ⇒05/2007
						6PK1743	ALT, (AC), 05/2007⇒
						CT983	CA
						CT983K1	CA

					ContiTech							
FORD												
TOURNEO CONNECT / GRAND TOURNEO CONNECT Kombi / COURIER Kombi												
 1.8 TDCi /TDDi /DI	06/02-12/13	BHPA, P7PA, P7PB, R2PA	55	1753		AP9045	OPT					
						AP9046						
						6PK1413	ALT, (AC), ⇨05/2003					
						6PK1460	ALT, (-AC), 05/2003⇨					
						6PK1715	ALT, (AC), ⇨05/2007					
						6PK1715K1	ALT, (AC), ⇨05/2007					
						6PK1743	ALT, (AC), 05/2007⇨					
						CT983	INJP					
						CT983K1	INJP, (AUTOM-TP)					
						AP9045	OPT					
	AP9046											
	VD1069											
TOURNEO CUSTOM Bus												
2.2 TDCi	04/12-	CVFF, CYF4, CYFF, DRFG, DRFF, DRF4	74-114	2198		AP9048						
TRANSIT (FA_, FD_, FB_, FS_, FZ_, FC_, FM_, FN_) 2.0 DI												
	08/00-05/06	ABFA	74	1998		4PK711 ELAST	PS, (MANL-TP)					
						4PK735	PS, (AUTOM-TP)					
						4PK735K1	PS, (AUTOM-TP)					
						6PK1635	ALT, (AC)					
						6PK831 ELAST	ALT, (-AC)					
			6PK831 ELAST T1	ALT, (-AC)								
			VD1110									
		F3FA	55-63	1998		4PK711 ELAST	PS, (MANL-TP)					
						4PK735	PS, (AUTOM-TP)					
						4PK735K1	PS, (AUTOM-TP), (Transit 260), (Transit 280), (Transit 300)					
	6PK1635				ALT, (AC)							
	6PK831 ELAST				ALT, (-AC)							
	6PK831 ELAST T1	ALT, (-AC)										
2.0 TDCi	08/02-05/06	F1FA	92	1998		4PK711 ELAST	PS, (MANL-TP)					
						4PK735	PS, (AUTOM-TP)					
						4PK735K1	PS, (AUTOM-TP), (Transit 300)					
						4PK735K1	PS, (AUTOM-TP), (Transit 280), ⇨04/2003					
						6PK1635	ALT, (AC)					
						6PK831 ELAST	ALT, (-AC)					
						6PK831 ELAST T2	ALT, (-AC)					
						VD1110						
					2.3 16V [RWD]	08/00-05/06	E5FA, E5FC	107	2295		6PK1780	ALT, (-AC)
											6PK1955	ALT, (AC)
2.4 DI, 2.4 DI [RWD], 2.4 TDCi, 2.4 TDdi, 2.4 TDE	01/00-05/06	D2FA, D2FB, D2FE, D4FA, DOFA, FXFA, H9FA	55-101	2402		7PK2710	ALT, (-AC)					
						7PK2875	ALT, AC					
						AP9053						
TRANSIT Box												
2.2 TDCi	08/13-	CVF5, CYF5, CYFG, CY14, USF6, DRF5, DRFG, DRFF	74-114	2198		4PK922 ELAST	PS, (FWD)					
						4PK922 ELAST T1	PS, (FWD)					
						6PK1685	ALT, (AC), (FWD)					
						6PK873 ELAST	ALT, (-AC), (FWD)					
						6PK873 ELAST T1	ALT, PS, (-AC), (FWD)					
		AP9048										
	04/06-08/14	CYFA, CYFB, CYFC, CYFD, DRFA, DRFB, DRFC, DRFD, DRFE, PGFA, PGFB, UHFA, UHFB, UHFC, QWFA, SRFA, SRFB, SRFC, SRFD,	74-103	2198		4PK922 ELAST	PS					
						4PK922 ELAST T1	PS, (AC)					
						6PK1670	ALT, (AC)					
						6PK873 ELAST	ALT, (-AC)					
					6PK873 ELAST T1	ALT, PS, (-AC), 2 BELTS						
	AP9048											
	AP9063											
	VD1098											



					ContiTech			
FORD								
TRANSIT Box								
		SRFE						
		P8FA, P8FB, QVFA	63-81	2198	      	4PK922 ELAST 4PK922 ELAST T1 6PK1670 6PK873 ELAST 6PK873 ELAST T1 AP9048 AP9063	PS PS, (AC) ALT, (AC) ALT, (AC) ALT, PS, (-AC), 2 BELTS	
	2.2 TDCi [RWD]	10/11-08/14	DRRA, DRRB, DRRC	74	2198	   	7PK2967 7PK3120 AP9063 VD1099	ALT, (-AC), (RWD), (4WD) ALT, (AC), (RWD), (4WD)
			CYRB, CYRA, CVRA, CVRB, CVRC	92-114	2198	    	7PK2967 7PK3120 AP9048 AP9063 VD1099	ALT, (-AC), (RWD), (4WD) ALT, (AC), (RWD), (4WD)
	2.2 TDCi 4x4, 2.2 TDCi [RWD]	08/13-	CYR5, CY24, CVR5, UYR6, CV24, USR6, DRR5	74-114	2198	  	7PK2967 7PK3120 AP9063	ALT, (-AC), (RWD), (4WD) ALT, (AC), (RWD), (4WD)
	2.3 16V [RWD]	04/06-08/14	GZFA, GZFC, GZFB	107	2261	 	6PK2205 6PK2280	ALT, (-AC) ALT, (AC)
	2.4 TDCi [RWD]	04/06-08/14	H9FD	103	2402	       	7PK2682 7PK2710 7PK2842 7PK2875 AP9048 AP9063 VD1099	ALT, (-AC), OE-NO 1376751 ALT, (-AC), OE-NO 1129181 ALT, (AC) ALT, (-AC), OE-NO 1129182 ⇒10/2010
			JXFA, JXFC, PHFA, PHFC	74-85	2402	    	7PK2682 7PK2842 AP9048 AP9063 VD1099	ALT, (-AC) ALT, (AC) ⇒10/2010
	3.2 TDCi [RWD]	09/07-08/14	SAFA, SAFB	147	3199	   	7PK2682 7PK2842 AP9048 AP9063	ALT, (-AC) ALT, (AC)
	TRANSIT Box (E_)							
	2.0	06/94-03/00	NSF, NSG	84	1998	   	6PK1413 6PK1775 6PK1920 6PK1973	ALT ALT, PS ALT ALT, PS, AC
		09/91-06/94	NBA	66	1993	  	AVX10X913 CT687 CT687K1	ALT CA CA, MTR-CODE: TL20 OHC
	2.5 DI	05/91-06/94	4BC, 4CC, 4DA, 4FA	51-59	2496	    	4PK1485 6PK1432 6PK1635 CT1054 CT1054K2	ALT PS, (AC) PS, (-AC), (2.HEATER) CA CA
		06/94-03/00	4FA, 4FB, 4FC, 4FD	51	2496	         	AVX13X1025 AVX13X975 4PK1511 6PK1432 6PK1635 CT1054 CT1054K2 CT1055 CT1055K1	PS, ⇒10/1996, (-AC), (-2.HEATER) PS, 10/1996⇒, (-AC), (-2.HEATER) ALT PS, AC PS, (-AC), (2.HEATER) CA, ⇒09/1997 CA, ⇒07/1997 CA, 10/1997⇒ CA, 07/1997⇒
								































































					ContiTech		
FORD							
TRANSIT Box (E_)							
 2.5 TD	05/91-06/94	4EA	74	2496	 AVX13X1025	PS, (-AC), (-2.HEATER)	
					 4PK1485	ALT	
					 6PK1432	PS, AC	
					 6PK1635	PS, (-AC), (-2.HEATER)	
					 CT1054	CA	
					 CT1054K2	CA	
2.5 TD, 2.5 DI	10/98-03/00	4ED, 4HA, 4HD	55-85	2496	 4PK1511	ALT	
					 6PK1432	PS, (AC)	
					 6PK1635	PS, (-AC), (2.HEATER)	
					 CT1055	CA	
					 CT1055K1	CA	
2.5 TD, 2.5 TDI	06/94-03/00	4GA, 4GB, 4GC, 4GD, 4GE, 4GF, 4EB, 4EC	63-74	2496	 AVX13X1025	PS, (-AC), ⇄ 10/1996, (-2.HEATER)	
					 AVX13X975	PS, 10/1996⇄, (-AC), (-2.HEATER)	
					 4PK1485	ALT	
					 6PK1432	PS, (AC)	
					 6PK1635	PS, (-AC), (2.HEATER)	
					 CT1054	CA, ⇄ 09/1997	
					 CT1054K2	CA, ⇄ 09/1997	
					 CT1055	CA, 10/1997⇄	
					 CT1055K1	CA, 10/1997⇄	
TRANSIT Box (FA_)							
2.0 DI	08/00-05/06	ABFA	74	1998	 4PK711 ELAST	PS, (MANL-TP)	
					 4PK735	PS, (AUTOM-TP)	
					 4PK735K1	PS, (AUTOM-TP), (Transit 260), (Transit 330), (Transit 350)	
					 6PK1635	ALT, (AC)	
					 6PK831 ELAST	ALT, (-AC)	
					 6PK831 ELAST T1	ALT, (-AC)	
					 VD1110		
	08/02-05/06	D3FA, F3FA	55-63	1998	 4PK711 ELAST	PS, (MANL-TP)	
					 4PK735	PS, (AUTOM-TP)	
					 4PK735K1	PS, (AUTOM-TP), (Transit 260), (Transit 280), (Transit 300)	
					 6PK1635	ALT, (AC)	
					 6PK831 ELAST	ALT, (-AC)	
					 6PK831 ELAST T1	ALT, (-AC)	
2.0 TDCi	08/02-05/06	FIFA	92	1998	 4PK711 ELAST	PS, (MANL-TP)	
					 4PK735	PS, (AUTOM-TP)	
					 4PK735K1	PS, (AUTOM-TP), (Transit 260, 300)	
					 4PK735K1	PS, (AUTOM-TP), (Transit 280), ⇄ 04/2003	
					 6PK1635	ALT, (AC)	
					 6PK831 ELAST	ALT, (-AC)	
					 6PK831 ELAST T2	ALT, (-AC)	
					 VD1110		
2.3 16V [RWD]	04/01-05/06	E5FA, E5FC	107	2295	 6PK1955	ALT, (AC)	
2.4 DI [RWD], 2.4 TD	01/00-05/06	F4FA	55	2402	 7PK2710	ALT, (-AC)	
					 7PK2875	ALT, (AC)	
					 AP9053		
2.4 DI, 2.4 DI [RWD]	01/00-05/06	D2FA, D2FE, D2FB, D4FA	66-88	2402	 7PK2710	ALT, (-AC)	
					 7PK2875	ALT, AC	
					 AP9053		
2.4 TDCi, 2.4 TDE	07/01-05/06	DOFA, FXFA, H9FA	85-101	2402	 7PK2710	ALT, (-AC)	
					 7PK2875	ALT, AC	
					 AP9053		
TRANSIT Box (T_)							
2.5 D	01/86-09/91	4AB	50	2496	 4PK1520	ALT	
					 CT512	CA	
					 CT512K1	CA	
TRANSIT Bus							
2.2 TDCi	08/13-	CYF5, CYFG, CY14, DRF5,	74-92	2198	 4PK922 ELAST	PS, (FWD)	
					 4PK922 ELAST T1	PS, (FWD)	
							

					ContiTech	
---	---	---	---	---	-----------	---



























































FORD

TRANSIT Bus


































































		DRFG, DRFF			<div><div></div><div></div><div></div><div></div></div>	6PK1685 6PK873 ELAST 6PK873 ELAST T1 AP9048	ALT, (AC), (FWD) ALT, (-AC), (FWD) ALT, PS, (-AC), (FWD)
10/11-08/14	DRFA, DRFB, DRFC, DRFD, DRFE	74	2198	<div><div></div><div></div><div></div><div></div><div></div><div></div><div></div><div></div></div>	4PK922 ELAST 4PK922 ELAST T1 6PK1642 6PK873 ELAST 6PK873 ELAST T1 AP9048 AP9063	PS, (FWD) PS, (FWD) ALT, (AC), (FWD) ALT, (-AC), (FWD) ALT, (-AC), (FWD)	
	CYFA, CYFB, CYFC, CYFD	92	2198	<div><div></div><div></div><div></div><div></div><div></div><div></div><div></div><div></div><div></div><div></div><div></div></div>	4PK922 ELAST 4PK922 ELAST T1 6PK1642 6PK873 ELAST 6PK873 ELAST T1 AP9048 AP9063 VD1098	PS, (FWD) PS, (FWD) ALT, (AC), (FWD) ALT, (-AC), (FWD) ALT, (-AC), (FWD)	
04/06-08/14	P8FA, P8FB, QVFA	63-81	2198	<div><div></div><div></div><div></div><div></div><div></div><div></div><div></div><div></div></div>	4PK922 ELAST 4PK922 ELAST T1 6PK1670 6PK873 ELAST 6PK873 ELAST T1 AP9048 AP9063	PS PS, (AC) ALT, (AC) ALT, (-AC) ALT, PS, (-AC), 2 BELTS	
	QWFA, PGFA, PGFB, UHFA, UHFB, UHFC, SRFA, SRFB, SRFC, SRFD, SRFE	85-103	2198	<div><div></div><div></div><div></div><div></div><div></div><div></div><div></div><div></div><div></div><div></div><div></div></div>	4PK922 ELAST 4PK922 ELAST T1 6PK1670 6PK873 ELAST 6PK873 ELAST T1 AP9048 AP9063 VD1098	PS PS, (AC) ALT, (AC) ALT, (-AC) ALT, PS, (-AC), 2 BELTS	
2.2 TDCi [RWD], 2.2 TDCi 4x4	08/13-	CYR5, CY24, DRR5, USR6, CVR5, UYR6, CV24	92-114	2198	<div><div></div><div></div><div></div></div>	7PK2967 7PK3120 AP9063	ALT, (-AC), (RWD), (4WD) ALT, (AC), (RWD), (4WD)
2.4 TDCi	04/06-08/14	JXFA, JXFC	85	2402	<div><div></div><div></div><div></div><div></div><div></div><div></div></div>	7PK2682 7PK2842 AP9048 AP9063 VD1099	ALT, (-AC) ALT, (AC) ⇨10/2010
		H9FD, PHFA, PHFC	74-103	2402	<div><div></div><div></div><div></div><div></div><div></div><div></div><div></div><div></div><div></div><div></div><div></div></div>	7PK2682 7PK2710 7PK2842 7PK2875 AP9048 AP9063 VD1099	ALT, (-AC), OE-NO 1376751 ALT, (-AC), OE-NO 1129181 ALT, (AC) ALT, (-AC), OE-NO 1129182 ⇨10/2010
2.4 TDCi 4x4	11/06-08/14	H9FB	103	2402	<div><div></div><div></div><div></div><div></div><div></div><div></div><div></div><div></div></div>	7PK2682 7PK2710 7PK2842 7PK2875 AP9048 AP9063	ALT, (-AC), OE-NO 1376751 ALT, (-AC), OE-NO 1129181 ALT, (AC) ALT, (-AC), OE-NO 1129182
TRANSIT Bus (E_)							
2.0	09/95-03/00	NSF, NSG	84	1998	<div><div></div><div></div><div></div></div>	6PK1413 6PK1775 6PK1920	ALT ALT, PS ALT

					ContiTech			
FORD								
TRANSIT Bus (E_)								
2.0, 2.0 i	09/91-09/94	NBA, NCA	66-72	1993-1994		6PK1973	ALT, PS, AC	
						AVX10X913	ALT	
2.5 DI	08/91-07/94	4BC, 4CC, 4FA	51	2496		CT687	CA	
						CT687K1	CA, MTR-CODE: TL20 OHC	
						AVX10X930	VACP	
						AVX13X1325	PS	
	09/91-07/94	4DA	59	2496		4PK1511	ALT	
						CT1054	CA, 08/1991⇒	
						CT1054K2	CA	
						AVX13X1025	ALT	
	08/94-03/00	4FA, 4FB, 4FC, 4FD	51	2496		4PK1485	ALT	
						CT1054	CA	
						CT1054K2	CA	
						4PK1511	ALT	
08/97-03/00	4ED	85	2496		6PK1432	PS, AC		
					CT1054	CA, ⇒09/1997		
					CT1054K2	CA, ⇒07/1997		
					CT1055	CA, 10/1997⇒		
2.5 DI, 2.5 TD	07/94-03/00	4GA, 4GB, 4GC, 4GD, 4GE, 4GF, 4HB, 4HC	56-63	2496		CT1055K1	CA, 07/1997⇒	
						AVX13X975	PS	
						4PK1485	ALT	
						6PK1432	PS, AC	
						CT1055	CA, 10/1997⇒	
						CT1055K1	CA	
						6PK1635	PS, (AC)	
						6PK1432	PS, (AC), (2.HEATER)	
	07/94-03/00	4HA, 4HD	55	2496		CT1054	CA, ⇒09/1997	
						CT1054K2	CA, ⇒09/1997	
						CT1055	CA, 10/1997⇒	
						CT1055K1	CA, 10/1997⇒	
2.5 TD	08/94-06/00	4EB, 4EC	74	2496		AVX13X1025	PS, (AC)	
						4PK1485	PS, (AC), (2.HEATER)	
						6PK1635	CA	
						CT1055	CA	
	07/94-03/00	4EB, 4EC	74	2496		4PK1511	ALT	
						6PK1432	PS, ⇒10/1996	
						6PK1432	ALT	
						CT1054	PS, AC	
TRANSIT Bus (T_)	2.5 D	12/85-01/89	4AB	50	2496		CT1054	CA, ⇒09/1997
							CT1054K2	CA, ⇒09/1997
							CT1055	CA, 10/1997⇒
							CT1055K1	CA, 09/1997⇒
							AVX10X1250	ALT
							AVX10X1275	ALT
							AVX10X930	VACP
							AVX13X1015	PS
							4PK1520	ALT
							CT512	CA
							CT512K1	CA
						TRANSIT CONNECT (P65_, P70_, P80_)		
1.8 16V	06/02-12/13	EYPA, EYPC, EYPD	85	1796		6PK1973	ALT, (AC)	
						6PK2100	ALT, (AC)	
						CT978	CA	
						CT978K1	CA	
						CT978WP1	CA	
1.8 Di, 1.8 TDCi	06/02-12/13	BHPA, P7PA, P7PB, R2PA,	55-66	1753		6PK1413	ALT, (AC), ⇒05/2003	
						6PK1460	ALT, (AC), 05/2003⇒	

					ContiTech	
---	---	---	---	---	-----------	---

FORD						
TRANSIT CONNECT (P65_, P70_, P80_) 						
					 6PK1715  6PK1715K1  6PK1743  CT983  CT983K1  AP9045  AP9046  VD1039  MS26	ALT, (AC), ⇨05/2007 ALT, (AC), ⇨05/2007 ALT, (AC), 05/2007⇨ INJP INJP, (AUTOM-TP) OPT ⇨05/2006 FOR ART-NO: VD1039
1.8 TDCi	08/06-12/13	RWPA, RWPC, RWPD	81	1753	 6PK1460  6PK1715  6PK1743  CT983  CT983K1  AP9045  AP9046	ALT, (AC), 05/2003⇨ ALT, (AC), ⇨05/2007 ALT, (AC), 05/2007⇨ CA CA OPT
TRANSIT CONNECT / COURIER						
1.0 EcoBoost	02/14-	SFCA, SFCB, SFCC, SFCD	74	998	 6PK1502 EXTRA	
1.5 TDCi	02/14-	UGCA, UGCB, XUCC, XUCD	55	1499	 6PK800  6PK962  CT1162  CT1162K1  CT1162WP1  VD1096	ALT, (AC) ALT, (AC) CA CA CA
1.6 EcoBoost	02/13-	JQGA	110	1596	 6PK1555  CT881  CT881K6	ALT CA CA
1.6 TDCi	02/13-	T1GA, TZGA, TZGB, UBGA, T3CA, T3CB, T3CC	55-85	1560	 6PK800  6PK962  CT1162  CT1162K1  CT1162WP1  VD1096	ALT, (AC) ALT, (AC) CA CA CA
TRANSIT CONNECT Box						
1.0 EcoBoost	02/13-	M2GA	74	998	 6PK1502 EXTRA	
TRANSIT CUSTOM Box / Platform/Chassis						
2.2 TDCi	08/13-	DRF5, DRFG, DRFF, CVF5, CYF5	74-114	2198	 4PK922 ELAST  4PK922 ELAST T1  6PK1685  6PK873 ELAST  6PK873 ELAST T1  AP9048	PS, (FWD) PS, (FWD) ALT, (AC), (FWD) ALT, (AC), (FWD) ALT, PS, (AC), (FWD)
	04/06-08/14	P8FA, P8FB, QVFA	63-81	2198	 4PK922 ELAST  4PK922 ELAST T1  6PK1670  6PK873 ELAST  6PK873 ELAST T1  AP9048  AP9063	PS PS, (AC) ALT, (AC) ALT, (AC) ALT, PS, (AC), 2 BELTS
		QWFA, PGFA, PGFB, UHFA, UHFB, UHFC, SRFA, SRFB, SRFC, SRFD, SRFE	85-103	2198	 4PK922 ELAST  4PK922 ELAST T1  6PK1670  6PK873 ELAST  6PK873 ELAST T1  AP9048  AP9063  VD1098	PS PS, (AC) ALT, (AC) ALT, (AC) ALT, PS, (AC), 2 BELTS
	04/12-	CYF4, CYFF, CVFF, DRFG, DRFF, DRF4	74-114	2198	 4PK922 ELAST  4PK922 ELAST T1  6PK1685	PS PS ALT, (AC)



					ContiTech	
FORD						
TRANSIT CUSTOM Box / Platform/Chassis						
					 6PK873 ELAST  6PK873 ELAST T1  AP9048	ALT, (-AC) ALT, PS, (-AC)
TRANSIT Platform/Chassis						
2.2 TDCi [RWD]	10/11-08/14	CVRA, CVRB, CVRC, CVRA, CVRB, CVRC, DRRR, DRRB, DRRC	74-114	2198	 7PK2967  7PK3120  AP9048  AP9063  VD1099	ALT, (-AC), (RWD), (4WD) ALT, (AC), (RWD), (4WD)
2.2 TDCi [RWD], 2.2 TDCi 4x4	08/13-	DRR5, CVR5, UYR6, CV24, CYR5, CY24, USR6	74-114	2198	 7PK2967  7PK3120  AP9063	ALT, (-AC), (RWD), (4WD) ALT, (AC), (RWD), (4WD)
2.3 16V [RWD]	04/06-08/14	GZFA, GZFC, GZFB	107	2261	 6PK2205  6PK2280	ALT, (-AC) ALT, (AC)
2.4 TDCi [RWD]	04/06-08/14	JXFA, JXFC, PHFA, PHFC	74-85	2402	 7PK2682  7PK2842  AP9048  AP9063  VD1099	ALT, (-AC) ALT, (AC) ⇨ 10/2010
		H9FD	103	2402	 7PK2682  7PK2710  7PK2842  7PK2875  AP9048  AP9063  VD1099	ALT, (-AC), OE-NO 1376751 ALT, (-AC), OE-NO 1129181 ALT, (AC) ALT, (-AC), OE-NO 1129182 ⇨ 10/2010
3.2 TDCi [RWD]	09/07-08/14	SAFA, SAFB	147	3199	 7PK2682  7PK2842  AP9048  AP9063	ALT, (-AC) ALT, (AC)
TRANSIT Platform/Chassis (E_)						
2.0	08/94-03/00	NSF, NSG	84	1998	 6PK1413  6PK1775  6PK1920  6PK1973	ALT ALT, PS ALT ALT, PS, AC
	09/91-08/94	NCA	72	1994	 6PK1413  6PK1775  6PK1930  6PK1973  CT687  CT687K1	ALT ALT, PS ALT ALT, PS, AC CA, MTR-CODE: TL20 OHC CA, MTR-CODE: TL20 OHC
2.5 DI	09/91-08/94	4DA	59	2496	 AVX13X1025  4PK1485  6PK1432  6PK1635  CT1054  CT1054K2	PS, (-AC), (-2.HEATER) ALT PS, AC PS, (-AC), (2.HEATER) CA CA
	08/94-03/00	4HB, 4HC, 4FA, 4FB, 4FC, 4FD	51-56	2496	 AVX13X1025  AVX13X975  4PK1511  6PK1432  6PK1635  CT1054  CT1054K2  CT1055  CT1055K1	PS, ⇨ 10/1996, (-AC), (-2.HEATER) PS, 10/1996⇨, (-AC), (-2.HEATER) ALT PS, AC PS, (-AC), (2.HEATER) CA, ⇨ 09/1997 CA, ⇨ 07/1997 CA, 10/1997⇨ CA, 07/1997⇨
	09/91-08/94	4BC, 4CC, 4FA	51	2496	 AVX10X1075  AVX10X930  4PK1485  6PK1432	PS VACP ALT, MTR-CODE: 4BC, 4CC, 4FA PS, (AC)

					ContiTech	
---	---	---	---	---	-----------	---






FORD

TRANSIT Platform/Chassis (E_)												
2.5 TD	08/94-03/00	4GA, 4GB, 4GC, 4GD, 4GE, 4GF	63	2496		6PK1635	PS, (-AC), (2.HEATER)					
						CT1054	CA					
						CT1054K2	CA					
						AVX13X1025	PS, ⇨10/1996, (-AC), (-2.HEATER)					
						AVX13X975	PS, 10/1996⇨, (-AC), (-2.HEATER)					
						4PK1485	ALT					
						6PK1432	PS, (AC)					
						6PK1635	PS, (-AC), (2.HEATER)					
						CT1054	CA, ⇨09/1997					
						CT1054K2	CA, ⇨09/1997					
		4EB, 4EC	74	2496		CT1055	CA, 10/1997⇨					
						CT1055K1	CA, 10/1997⇨					
						AVX13X1025	PS, ⇨10/1996, (-AC), (-2.HEATER)					
						AVX13X975	PS, 10/1996⇨, (-AC), (-2.HEATER)					
						4PK1485	ALT, MTR-CODE: 4EC, 4GC					
						4PK1511	ALT, MTR-CODE: 4EB, 4ED, 4HA					
						6PK1432	PS, AC					
						6PK1635	PS, (-AC), (2.HEATER)					
						CT1054	CA, ⇨09/1997					
						CT1054K2	CA, ⇨09/1997					
						CT1055	CA, 10/1997⇨					
						CT1055K1	CA, 09/1997⇨					
						AVX13X1025	PS					
						4PK1485	ALT					
						6PK1432	PS, AC					
						CT1054	CA					
						CT1054K2	CA					
					2.5 TD, 2.5 DI	10/98-07/00	4ED, 4HA, 4HD	55-85	2496		4PK1511	ALT
											6PK1432	PS, (AC)
											6PK1635	PS, (-AC), (2.HEATER)
	CT1055	CA										
	CT1055K1	CA										
TRANSIT Platform/Chassis (T_)												
2.5 D CAT	01/86-01/89	4AB	50	2496		CT512	CA					
						CT512K1	CA					
TRANSIT Platform/Chassis (V_)												
2.5 D	10/83-10/86	4AB	50	2496		AVX10X1275	ALT					
						AVX10X940	VACP					
						CT512	CA					
						CT512K1	CA					

FORD OTOSAN

























































TAUNUS							
1.6	01/89-		52	1593		11,9X868Ld	ALT CA
						CT685	
						CT685K1	































































FORD USA


































































PROBE II (ECP)							
2.0 16V	10/93-03/98	FS	85	1991		4PK925	ALT
						5PK1030	PS
						5PK1165	PS, AC
						CT787	CA
						CT787K1	CA

FSO





























































125P								
1.3 1300	10/67-08/92	116 C 076	47	1295	∞	AVX10X950	ALT, ⇨ 10/1991	
	1.5 1500	10/67-08/92	115 C 076	55	1481	∞	AVX10X913	ALT, ⇨ 12/1971
						∞	AVX10X925	ALT, 01/1972⇨, ⇨ 10/1991
LANOS Saloon								
1.4	05/04-10/08	A13SM	55	1349	∞	AVX13X850	AC	





























































					ContiTech		
FSO							
LANOS Saloon							
						5PK869	ALT, (-PS)
						5PK970	ALT, (PS)
						CT874	CA
						CT874K1	CA
1.6 16V	05/04-10/08	A16DMS	78	1598		AVX13X850	AC
						5PK1005	ALT, (PS)
						5PK869	ALT, (-PS)
						CT887	CA
						CT887K1	CA
						CT887WP1	CA
POLONEZ II							
1.5	08/88-08/92	AA	55	1481		AVX10X913	ALT, 10/1989⇄
						CT648	CA, 10/1989⇄
POLONEZ III							
1.4 i 16V	09/92-03/02	Rover K16 DOHC	76	1398		3PK765	PS
						4PK750	ALT
						CT708	CA
						CT708K1	CA
POLONEZ III Saloon							
1.6 i	09/92-03/02	147CK46	57	1598		AVX10X925	ALT
						CT1004	CA
GAZ							
GAZELLE Box							
2.4	10/93-08/01	ZMZ-402.10	66	2445		11,3X912Ld	PS
						AVX10X1050	ALT
GAZELLE Bus							
2.9	01/03-01/10	UMZ-4215.10	75	2890		11,3X912Ld	ALT
GAZELLE Platform/Chassis							
2.4	10/93-08/01	ZMZ-402.10	66	2445		11,3X912Ld	PS
						AVX10X1050	ALT
VOLGA							
2.3	02/93-12/10	ZMZ-4062.10	96	2287		6PK1217	ALT, (-AC)
						6PK1370	ALT, (AC)
2.4	02/93-12/10	ZMZ-4021.10	59	2445		2XAVX10X1050	ALT
VOLGA Estate							
2.4	02/93-03/04	ZMZ-4021.10	59	2445		AVX10X1050	ALT, 2x
HONDA							
ACCORD IV (CB)							
2.0 16V, 2.0 i 16V	01/90-03/93	F20A2, F20A3, F20A4, F20A8	81-98	1997		4PK1054	PS, (AUTOM)
						4PK1070	PS, (MANL)
						5PK1100	ALT, AC
						5PK955	ALT, (-AC)
						CT799	CA
						CT799K1	CA
						CT800	BS
						CT800K1	BS
ACCORD V (CC, CD)							
2.0 i, 2.0 i S	03/93-01/96	F20Z1, F20Z2	85-96	1997		4PK1054	PS, (AUTOM)
						4PK1070	PS, (MANL)
						5PK1100	ALT, (AC)
						5PK955	ALT, (-AC)
						CT799	CA
						CT799K1	CA
						CT800	BS
						CT800K1	BS
ACCORD V (CE, CF)							
1.9 i	02/96-10/98	F18A3	85	1850		4PK1070	PS
						5PK1100	ALT, AC
						5PK962	ALT
						CT799	CA
						CT799K1	CA
							

					ContiTech	
HONDA						
ACCORD V (CE, CF)						
↔					 CT800	BS
					 CT800K1	BS
2.0 iLS	02/96-10/98	F20Z1	96	1997	 4PK1070	PS
					 5PK1100	ALT, AC
					 5PK962	ALT
					 CT799	CA
					 CT799K1	CA
					 CT800	BS
					 CT800K1	BS
ACCORD VI (CG, CK, CH)						
1.8 i	10/98-12/02	F18B2	100	1850	 4PK1062	PS
					 6PK1100	ALT, (AC)
					 6PK948	ALT, (-AC)
					 CT1001	CA
					 CT1001K1	CA
					 CT800	BS
					 CT800K1	BS
2.0	12/99-12/02	F20B6	108	1997	 4PK1062	PS
					 6PK1105	ALT, (AC)
					 6PK955	ALT, (-AC)
					 CT1001	CA
					 CT1001K1	CA
					 CT800	BS
					 CT800K1	BS
2.0 i	10/98-01/01	F20B6	108	1997	 4PK1062	PS
					 6PK1100	ALT, (AC)
					 6PK948	ALT, (-AC)
					 CT1001	CA
					 CT1001K1	CA
					 CT800	BS
					 CT800K1	BS
ACCORD VII (CL)						
2.0	02/03-05/08	K20A6	114	1998	 7PK1760	ALT, PS, AC
2.2 i-CTDi	01/04-05/08	N22A1	103	2204	 7PK2265	MTR-CODE: N22A1RBD, ALT
					 AP9068	
2.4	02/03-05/08	K24A, K24A3	140	2354	 7PK1749	ALT
ACCORD VII Tourer (CM)						
2.0	04/03-05/08	K20A6	114	1998	 7PK1760	ALT, PS, AC
2.2 i-CTDi	01/04-05/08	N22A1	103	2204	 7PK1785	ALT, CH-NO 8C200136⇒
					 7PK2265	ALT, ⇒CH-NO 8C200135
					 AP9068	
2.4	04/03-05/08	K24A	140	2354	 7PK1749	ALT
ACCORD VIII (CU)						
2.0 i	07/08-06/15	R20A3	115	1997	 7PK1635	ALT
2.2 i-DTEC	07/08-06/15	N22B1	110	2199	 7PK1635	ALT, 01/2009⇒, ⇒12/2011, (MANL)
					 7PK1642	ALT, 01/2012⇒
					 7PK1642	ALT, 01/2009⇒, ⇒12/2011, (5-GEAR-AUTOM)
					 AP9068	
2.4 i	07/08-06/15	K24Z3	148	2354	 7PK1715	ALT
ACCORD VIII Estate						
2.0 i	07/08-	R20A3	115	1997	 7PK1635	ALT
2.2 i-DTEC	07/08-	N22B1	110	2199	 7PK1635	ALT, 01/2009⇒, ⇒12/2011, (MANL)
					 7PK1642	ALT, 01/2012⇒
					 7PK1642	ALT, 01/2009⇒, ⇒12/2011, (5-GEAR-AUTOM)
					 AP9068	
CIVIC I Hatchback (SB)						
1200	03/77-12/80	EB2, EB3	40-44	1238	 AVX10X940	ALT
					 CT669	CA
					 CT669K1	CA
CIVIC II Hatchback (SS, SL)						
1300 L	09/79-09/83	EN1	44	1335	 AVX10X950	ALT
					 CT669	CA
					 CT669K1	CA
↔						






























					ContiTech		
HONDA							
CIVIC II Hatchback (SS, SL)							
 1.4 i 16V	01/88-12/92	D14A1	66	1396	 AVX10X788	PS	
					 3PK760	ALT	
					 4PK870	AC	
					 CT1070	CA	
CIVIC IV Hatchback (EC, ED, EE)							
1.4 L	10/87-12/89	D14A1	66	1396	 AVX10X785	PS	
					 3PK760	ALT	
					 4PK870	AC	
					 CT1070	CA	
					 CT1070K1	CA	
1.5 i 16V	10/88-09/91	D15B2	66	1493	 AVX10X785	PS	
					 3PK760	ALT	
					 4PK870	AC	
					 CT1070	CA	
					 CT1070K1	CA	
CIVIC V (EG, EJ)							
1.3 16V	10/91-11/95	D13B2	55	1343	 4PK780	ALT	
					 4PK815	PS	
					 4PK875	AC	
					 4PK975	AC	
					 CT1070	CA	
					 CT1070K1	CA	
1.5 i 16V	10/91-11/95	D15B2, D15Z2	66	1493	 4PK780	ALT	
					 4PK815	PS	
					 4PK870	AC	
					 CT1070	CA	
					 CT1070K1	CA	
1.5 i LSi	08/93-11/95	D15B7	74	1493	 4PK780	ALT	
					 4PK795	AC, MTR-CODE: D15B7	
					 4PK815	PS	
					 CT1070	CA	
					 CT1070K1	CA	
1.6 16V Vtec	10/91-11/95	D16Z6	92	1590	 4PK780	ALT	
					 4PK795	AC	
					 4PK815	PS	
					 CT862	CA, OE-NO 14400-P1G-E01	
					 CT863	CA, OE-NO 14400-P1H-E01	
					 CT863K1	CA, OE-NO 14400-P1H-E01	
CIVIC VI (EJ, EK, MA, MB, MC)							
1.4 16V	04/98-02/01	D14A7, D14A8	55-66	1396	 4PK790	ALT	
					 4PK825	AC	
					 4PK845	PS	
					 CT862	CA	
					 CT862K1	CA	
1.4 i	09/94-02/01	D14A2, D14A8, D14Z4, D14A6	66	1396	 4PK790	ALT	
					 4PK795	AC	
					 4PK815	PS	
					 CT1070	CA, MTR-CODE: D14A2	
					 CT1070K1	CA, MTR-CODE: D14A2	
					 CT862	CA, MTR-CODE: D14Z4, D14A8	
					 CT862K1	CA, MTR-CODE: D14Z4, D14A8	
	09/95-02/01	D14A5, D14A7, D14Z3	55	1396	 4PK790	ALT	
					 4PK800	AC	
					 4PK815	PS	
					 CT1070	CA	
					 CT1070K1	CA	
1.4 i, 1.4 iS	11/95-02/01	D14A3, D14Z1, D14A4, D14Z4, D14Z2	55-66	1396	 4PK800	ALT	
					 4PK825	AC	
					 4PK845	PS	
					 CT862	CA	
					 CT862K1	CA	


























					ContiTech	
---	---	---	---	---	-----------	---

HONDA						
CIVIC VI (EJ, EK, MA, MB, MC)						
 1.5 16V	01/97-02/01	D15Z8	84	1493	 4PK790	ALT
					 4PK825	AC
					 4PK845	PS
					 CT862	CA
					 CT862K1	CA
1.5 i	11/95-02/01	D15Z6	84	1493	 4PK800	ALT
					 4PK825	AC
					 4PK845	PS
					 CT862	CA
					 CT862K1	CA
1.6 16V	01/97-02/01	D16B2	85	1590	 4PK790	ALT
					 4PK825	AC
					 4PK845	PS
					 CT863	CA, OE-NO 14400-P1H-E01
					 CT863K1	CA, OE-NO 14400-P1H-E01
1.6 i	09/94-01/97	D16Y3	83	1590	 4PK790	ALT
					 4PK795	AC
					 4PK815	PS
					 CT763	CA
					 CT763K1	CA
	11/95-02/01	D16Y5	84	1590	 4PK800	ALT
					 4PK825	AC
					 4PK845	PS
					 CT862	CA, OE-NO 14400-P1G-E01
					 CT863	CA, OE-NO 14400-P1H-E01
1.6 VTi	11/95-02/01	B16A2	118	1595	 CT863K1	CA, OE-NO 14400-P1H-E01
					 4PK775	ALT
					 4PK845	AC
					 4PK875	PS
					 CT794	CA
1.8 16V	04/98-02/01	B18C4	124	1797	 CT794K1	CA
					 4PK790	ALT
					 4PK845	AC
					 4PK925	PS
					 CT1125	CA
CIVIC VII (EU, EP, ES, EV)						
1.4, 1.4 iS	12/00-09/05	D14Z5, D14Z6	66	1396	 6PK858	ALT, (-AC)
					 6PK995	ALT, (AC)
					 CT1081	CA
					 CT1081K1	CA
1.6, 1.6 i	02/01-09/05	D16V1	81	1590	 6PK858	ALT, (-AC)
					 6PK995	ALT, (AC)
					 CT1082	CA
					 CT1082K1	CA
1.7 CTDi	01/02-09/05	4EE-2	74	1686	 6PK1275	ALT, (-AC)
					 6PK1623	ALT, (AC)
					 CT1078	CA
					 CT1078K1	CA
2.0 Type-R	09/01-09/05	K20A2	147	1998	 7PK1272	ALT, (-AC)
					 7PK1642	ALT, (AC)
CIVIC VIII (FD, FA)						
1.8	09/05-02/12	R18A1	103	1799	 7PK2061	ALT
CIVIC VIII (FN, FK)						
1.4	09/05-	L13A7	61	1339	 5PK1140	ALT, (AC)
					 5PK847	ALT, (-AC)
	10/08-	L13Z1	73	1339	 5PK1140	ALT, (AC)
					 5PK860	ALT, (-AC)
1.8	09/05-	R18A2	103	1799	 7PK1538	ALT, (-AC)
					 7PK2061	ALT, (AC)
2.2 CTDi	09/05-	N22A2	103	2204	 7PK1642	ALT
Type R	09/06-	K20Z4	148	1998	 AP9068	
					 7PK1642	ALT

































































					ContiTech		
HONDA							
CIVIC IX (FK)							
 2.2 i-DTEC	02/12-	N22B4	110	2199	 7PK2345	ALT, OE-NO NCA2211CA	
CONCERTO (HW)							
1.5 i 16V	08/89-03/95	D15B2	66	1493	 AVX10X888	PS	
					 3PK760	ALT, ⇨12/1991	
					 3PK785	ALT, 01/1992⇨	
					 4PK815	AC, 01/1992⇨	
					 4PK870	AC, ⇨12/1991	
					 CT1070	CA	
					 CT1070K1	CA	
CR-V I (RD)							
2.0 16V, 2.0 16V 4WD	10/95-02/02	B20B, B20Z1	94-108	1973	 4PK825	ALT	
					 4PK845	AC	
					 4PK895	PS	
					 CT1006	CA	
					 CT1006K1	CA	
CR-V II (RD_)							
2.0	09/01-09/06	K20A4	110	1998	 7PK1730	ALT, (AC)	
2.2 CTDi	02/05-09/06	N22A2	103	2204	 7PK2265	ALT	
					 AP9068		
CR-V III (RE)							
2.0 i 4WD	01/07-	R20A2	110	1997	 4PK1054	PS	
					 6PK1100	ALT, AC	
					 7PK2061	ALT, PS, AC	
2.2 i-CTDi 4WD	01/07-	N22A2	103	2204	 7PK1785	ALT, CH-NO 8C200136⇨	
					 7PK2265	ALT, ⇨CH-NO 8C200135	
					 AP9068		
2.2 i-DTEC 4WD	01/07-	N22B3	110	2199	 7PK1815	ALT, 01/2010⇨, ⇨12/2012	
					 AP9068		
2.4 i-VTEC 4WD	09/09-	K24Z4, K24Z1	122	2354	 7PK1749	ALT	
CR-V IV (RE)							
2.2 i-DTEC AWD	10/12-	N22B4	110	2199	 7PK1635	ALT, 01/2010⇨, ⇨12/2012	
CRX III (EH, EG)							
1.6 ESI	03/92-12/98	D16Y8, D16Z6	92	1590	 4PK1020	PS, 01/1996⇨	
					 4PK780	ALT, ⇨12/1995	
					 4PK795	AC, ⇨12/1995	
					 4PK800	ALT, 01/1996⇨	
					 4PK815	PS, ⇨12/1995	
					 4PK825	AC, 01/1996⇨	
					 CT863	CA	
					 CT863K1	CA	
CR-Z (ZF1)							
1.5 Hybrid	06/10-	LEA1	84	1497	 4PK1165	ALT	
FR-V (BE)							
1.7	08/04-	D17A2	92	1668	 4PK1028	PS	
					 6PK986	AC	
					 CT1082	CA	
2.0	02/05-	K20A9	110	1998	 7PK1770	ALT	
2.2 i CTDi	07/05-	N22A1	103	2204	 7PK1785	ALT, CH-NO 8C200136⇨	
					 7PK2265	ALT, ⇨CH-NO 8C200135	
					 AP9068		
HR-V (GH)							
1.6 16V	03/99-	D16W1	77	1590	 4PK800	ALT	
					 4PK845	AC	
					 4PK845	PS	
					 CT863	CA	
					 CT863K1	CA	
1.6 16V 4WD	03/99-	D16W1, D16W5	77-91	1590	 4PK800	ALT	
					 4PK845	AC	
					 CT863	CA	
					 CT863K1	CA	
INSIGHT (ZE_)							
1.3 Hybrid	04/09-	LDA3	73	1339	 4PK1165	WP	
							

					ContiTech	
---	---	---	---	---	-----------	---



























































HONDA						
JAZZ II (GD)						
 1.2	03/02-07/08	L12A1	57	1243	 5PK1155	ALT, MTR-CODE: L12A1, (AC), (2004<it)
					 5PK847	ALT, (-AC), MTR-CODE: L12A1
					 6PK1138	ALT, (AC), (>2003)
1.3	03/02-07/08	L13A1	61	1339	 5PK1140	ALT, (AC), (>2003)
					 5PK1155	ALT, MTR-CODE: L12A1, (AC), (2004<it)
					 5PK847	ALT, (-AC), MTR-CODE: L12A1
1.3 iDSi	03/02-09/07	L13A1	63	1339	 5PK1155	ALT, (AC), (⇒ 2004)
					 5PK847	ALT, (-AC)
					 6PK1138	ALT, (AC), (⇒ I2003)
JAZZ III (GE)						
1.2	07/08-	L12B1	66	1198	 5PK1140	ALT, (AC)
					 5PK860	ALT, (-AC)
1.3 i	07/08-	L13Z1	73	1339	 4PK800	ALT
					 5PK1135	AC
1.4	11/08-	L13Z1	74	1339	 5PK1140	ALT
LOGO (GA3)						
1.3	03/99-03/02	D13B7	48	1343	 3PK890	PS
					 4PK800	AC
					 CT1081	CA
PRELUDE V (BB)						
2.0 16V	10/96-10/00	F20A4	98	1997	 4PK1054	PS
					 6PK1075	
					 6PK948	ALT, (-AC)
					 CT799	CA
					 CT799K1	CA
					 CT800	BS
					 CT800K1	BS
S2000 (AP)						
2.0	06/99-	F20C VTEC	177	1997	 6PK1138	ALT, (-AC)
					 6PK1468	ALT, (AC)
STREAM (RN)						
2.0 16V	05/01-	K20A1	115	1998	 7PK1388	ALT, (-AC)
					 7PK1770	ALT, (AC)

































































HYUNDAI						
ACCENT (X-3)						
1.3, 1.3 i 12V	10/94-01/00	G4EH	55-62	1341	 4PK611	PS
					 4PK850	AC, 06/1997⇒
					 4PK875	AC, ⇒06/1997
					 4PK895	ALT
					 CT738	CA
					 CT738K2	CA
1.5 i 12V	10/94-01/00	G4EK	65	1495	 4PK611	PS
					 4PK850	AC, 06/1997⇒
					 4PK875	AC, ⇒06/1997
					 4PK895	ALT
					 CT738	CA
					 CT738K2	CA
ACCENT I (X-3)						
1.3	09/95-05/98	G4EH	40	1341	 4PK611	PS
					 4PK850	AC
					 4PK900	ALT
					 CT738	CA
					 CT738K2	CA
1.3, 1.3 i 12V	10/94-01/00	G4EH	44-62	1341	 4PK611	PS
					 4PK850	AC, 06/1997⇒
					 4PK875	AC, ⇒06/1997
					 4PK895	ALT
					 CT738	CA
					 CT738K2	CA
1.5 i 12V	10/94-01/00	G4EK	65	1495	 4PK611	PS
					 4PK850	AC, 06/1997⇒



					ContiTech	
HYUNDAI						
ACCENT I (X-3)						
1.5 i 16V	12/95-01/00	G4ER	73	1495	 4PK875  4PK895  CT738  CT738K2	AC, ⇨06/1997 ALT CA CA
					 4PK611  4PK815  4PK825  4PK830  4PK845  4PK855  4PK895  CT942  CT942K1	PS AC, 09/1997⇨ AC, 06/1997⇨, ⇨09/1997 AC, ⇨06/1997 ALT, ⇨08/1999 ALT, 09/1999⇨ AC, OE-NO 2521222030 CA CA
ACCENT II (LC)						
1.3	01/00-11/05	G4EA, G4EH	55-63	1341	 4PK611  4PK855  4PK895  CT1062  CT1062K1	PS AC ALT CA CA
1.5	01/00-11/05	G4EB	66	1495	 4PK611  4PK850  4PK895  CT1062  CT1062K1	PS AC ALT CA CA
	09/99-11/05	G4FK, G4EC-G	75	1495	 4PK611  4PK815  4PK855  CT942  CT942K1	PS AC ALT CA CA
1.5 CRDi	04/02-11/05	D3EA	60	1493	 6PK1400  6PK1440  CT1099  CT1099K2  AP9062	ALT, (-PS) ALT, (PS) CA CA
1.6	12/02-11/05	G4ED-G	77	1599	 AVX13X655  4PK815  4PK855  CT942  CT942K1	PS AC ALT CA CA
ACCENT III (MC)						
1.4 GL	11/05-11/10	G4EE	71	1399	 4PK815  4PK850  CT942  CT942K1	AC ALT CA CA
1.5 CRDi GLS	11/05-11/10	D4FA	81	1493	 5PK1640  5PK1646  5PK1800  5PK1815  5PK1850  5PK1855  AP9062  AP9069  VD1115	ALT, (AC), ⇨04/2008 ALT, (AC), 08/2008⇨ ALT, HYDP, (AC), ⇨04/2008 ALT, (AC), 04/2008⇨ ALT, (AC), ⇨04/2008 ALT, HYDP, (AC), 04/2008⇨
1.6 GLS	11/05-11/10	G4ED	82	1599	 4PK815  4PK850  CT942  CT942K1	AC ALT CA CA
ACCENT IV (RB)						
1.4	11/10-	G4FA	79-80	1396	 6PK1256  6PK955	ALT, (AC) ALT, (-AC)
1.6	11/10-	G4FC	90-91	1591	 6PK1256	ALT, (AC)

					ContiTech	
---	---	---	---	---	-----------	---

HYUNDAI						
ACCENT IV (RB)						
1.6 CRDi	10/11-	D4FB	94	1582	 6PK955	ALT, (-AC)
					 5PK1646	ALT, (-AC)
					 AP9069	
ATOS / ATOS PRIME (MX)						
1.0 i	03/01-	G4HC-E	43	999	 AVX13X775	PS, ⇄08/2002
					 4PK673	AC
					 4PK750	PS, 08/2002⇄
					 4PK770	ALT
					 CT1013	CA
					 CT1013K1	CA
	02/98-03/02	G4HC	40	999	 AVX13X775	PS
					 4PK673	AC
					 4PK770	ALT
					 CT1013	CA
1.1	03/04-	G4HG	46	1086	 CT1013K1	CA
1.1	03/04-	G4HG	46	1086	 4PK673	AC, 06/2005⇄
					 4PK750	PS, 06/2005⇄
					 4PK780	ALT, 06/2005⇄
					 CT1013	CA, 06/2005⇄
					 CT1013K1	CA, 06/2005⇄
	06/03-	G4HD	43	1086	 AVX13X775	PS, (-AC), (LHD)
					 4PK673	AC, (-PS)
					 4PK750	PS, (-AC), (RHD)
					 4PK780	ALT
				 4PK870	PS, (AC)	
				 CT1013	CA	
				 CT1013K1	CA	
COUPE (GK)						
1.6 16V	03/02-08/09	G4ED-G	77	1599	 AVX13X655	PS
					 4PK815	AC
					 4PK845	ALT
					 CT942	CA
					 CT942K1	CA
2.0 GLS	02/03-08/09	G4GC-G	105	1975	 3PK675	PS
					 4PK850	AC, ⇄09/2006
					 4PK855	AC, 10/2006⇄
					 4PK875	ALT
					 CT937	CA
					 CT937K1	CA, ⇄05/2006, (MANL-TP)
					 CT937K2	CA, 05/2006⇄, (AUTOM-TP)
2.7 V6	03/02-08/09	G6BA-G	123	2656	 6PK1693	ALT, (-AC), 10/2003⇄
					 6PK1705	ALT, (-AC), ⇄10/2003
					 6PK2000	ALT, (AC)
					 CT1085	CA
					 CT1085K1	CA
COUPE (RD)						
1.6 16V	03/98-04/02	G4GR	85	1599	 AVX13X655	PS
					 4PK815	AC, 05/2000⇄
					 4PK845	ALT, 09/2001⇄
					 4PK850	AC, ⇄05/2000
					 4PK875	ALT, ⇄09/2001
					 CT781	CA
					 CT781K2	CA
1.6 i 16V	12/96-04/02	4G61	84	1599	 AVX13X655	PS
					 4PK815	AC, 05/2000⇄
					 4PK850	AC, ⇄05/2000
					 4PK875	ALT
					 CT781	CA
				 CT781K2	CA	
2.0 16V	08/96-04/02	G4GF	102	1975	 AVX13X655	PS
					 4PK850	AC

					ContiTech		
HYUNDAI							
COUPE (RD)							
						4PK875	ALT
						CT937	CA
						CT937K1	CA
ELANTRA (HD)							
1.6 CVVT	06/06-06/11	G4FC	90	1591		6PK1256	ALT, (AC)
						6PK955	ALT, (-AC)
2.0 CVVT	06/06-05/10	G4GC	103	1975		4PK855	AC
						4PK890	ALT
						CT937	CA
						CT937K2	CA
ELANTRA (MD, UD)							
1.6	06/11-	G4FG	97	1591		6PK1256	ALT, (AC)
						6PK955	ALT, (-AC)
ELANTRA (XD)							
1.6	06/00-07/06	G4GR, G4ED-G	66-79	1599		AVX13X655	PS
						4PK815	AC
						4PK850	ALT
						CT942	CA
						CT942K1	CA
		G4GR	66	1599		AVX13X655	PS
						4PK815	AC
						4PK845	ALT
						CT942	CA
						CT942K1	CA
1.8	06/00-07/06	G4BB	79-97	1795		3PK670	PS, ⇨07/2003
						4PK850	AC, ⇨07/2003
						4PK855	AC, 08/2003⇨
						4PK875	ALT, ⇨07/2003
						4PK890	ALT, 08/2003⇨
						CT781	CA
						CT781K2	CA
2.0	10/03-07/06	G4GC	105	1975		4PK850	AC
						4PK875	ALT
						CT937	CA
						CT937K1	CA, ⇨05/2006, (MANL-TP)
						CT937K2	CA, 05/2006⇨, (AUTOM-TP)
2.0 CRDi	04/01-07/06	D4EA	83	1991		6PK1510	ALT
						6PK1515K1	ALT, (AC)
						CT1099	CA, MTR-CODE: D4EA
						CT1099K2	CA
						AP9065	
						VD1116	
GALLOPER II (JK-01)							
2.5 TD intercooler	08/98-12/03	D4BH	73	2476		AVX13X785	PS
						AVX13X925	AC
						2XAVX10X1100	ALT
						CT1107	BS
						CT1107K1	BS
						CT921	CA
						CT921K2	CA
GETZ (TB)							
1.1	09/02-09/05	G4HD	46	1086		4PK673	AC
						4PK750	PS, (-AC)
						4PK770	ALT
						4PK870	PS, (AC)
						CT1013	CA
						CT1013K1	CA
	09/05-06/09	G4HD	49	1086		4PK755	PS, (-AC)
						4PK780	ALT
						4PK875	PS, (AC)
						CT1013	CA
						CT1013K1	CA



ContiTech



HYUNDAI

GETZ (TB)

1.3, 1.3 i	09/02-09/05	G4EA	60-63	1341	4PK611 4PK850 4PK895 CT1062 CT1062K1	PS AC ALT CA CA
1.4 i	08/05-	G4EE	71	1399	AVX13X655 4PK830 4PK850 CT942 CT942K1	PS AC ALT CA CA
1.5 CRDi	03/03-09/05	D3EA	60	1493	6PK1400 6PK1440 CT1099 CT1099K2 AP9062 AP9069 VD1115	ALT, (PS) ALT, (PS) CA, MTR-CODE: D3EA CA
	08/05-06/09	D4FA	65	1493	5PK1640 5PK1646 5PK1800 5PK1815 5PK1840 5PK1850 5PK1855 AP9062 AP9069	ALT, (AC), 11/2006⇒, ⇒04/2008 ALT, (AC), 08/2008⇒ ALT, HYDP, (AC), ⇒04/2008 ALT, (AC), 04/2008⇒ ALT, (PS), (AC), ⇒10/2005 ALT, (AC), ⇒04/2008 ALT, HYDP, (AC), 04/2008⇒
1.6	09/02-09/05	G4ED-G	77	1599	AVX13X670 4PK825 4PK850 CT942 CT942K1	PS AC ALT CA CA
	08/05-	G4ED-G	78	1599	AVX13X655 4PK825 4PK850 CT942 CT942K1	PS AC ALT CA CA
































































H-1 / H-1 STAREX
































































2.4	06/97-04/04	G4CS	82	2351	AVX13X1000 4PK975 CT801 CT801K1 CT991 CT991K3	PS ALT CA CA BS BS
2.5 CRDi	08/03-12/07	D4CB	103	2497	5PK1393 7PK1730 7PK2283 AP9072	PS ALT, (AC) ALT, AC (5-GEAR)
	02/08-	D4CB	125	2497	7PK1715 7PK1730 7PK2265	ALT, (AC) ALT, (AC)
2.5 CRDi, 2.5 CRDi 4WD	12/02-04/04	D4CB	103	2497	7PK1730 AP9072	(5-GEAR)
2.5 D, 2.5 TD	06/97-10/05	D4BH, D4BF	59-73	2476	AVX13X950 2XAVX10X1100 4PK1062 CT1107 CT1107K1 CT921 CT921K2	AC ALT PS BS BS CA CA


































































H100

2.5 D, 2.5 TD	12/94-03/00	D4BA	57	2477	17X1060Li	ALT
---------------	-------------	------	----	------	-----------	-----



























































					ContiTech	
HYUNDAI						
H100						
					 AVX13X1400  AVX13X750  AVX13X925  2XAVX10X1100  CT1107  CT1107K1  CT517  CT517K1  CT921  CT921K2  CT932	AC, 05/1999⇒ PS AC, ⇒05/1999 ALT, (ABS) BS, 02/1996⇒ BS, 02/1996⇒ CA, ⇒05/1996 CA, ⇒05/1996 CA, 06/1996⇒ CA, 06/1996⇒ BS, ⇒01/1996
2.5 TDiC	06/98-10/03	D4BF	59	2476	 AVX10X1100  AVX13X1400  AVX13X750  AVX13X925  AVX13X975  CT1107  CT1107K1  CT921  CT921K2	ALT, (AC) AC, 05/1999⇒ PS AC, ⇒05/1999 AC BS BS CA CA
i10 (PA)						
1.1	01/08-	G4HG	49-51	1086	 4PK673  4PK750  4PK780  CT1013  CT1013K1	AC, 06/2005⇒ PS, 06/2005⇒ ALT, 06/2005⇒ CA CA
1.2	11/08-	G4LA	57-63	1248	 5PK1236 ELAST  5PK898 ELAST	ALT, (AC) ALT, (-AC)
i20 (PB, PBT)						
1.1 CRDi	03/12-	D3FA	55	1120	 4PK673  5PK1815  AP9069	ALT, (AC) ALT, (AC)
1.2	09/08-	G4LA	57-63	1248	 5PK1236 ELAST  5PK898 ELAST	ALT, (AC) ALT, (-AC)
1.4	09/08-	G4FA	74	1396	 6PK1256  6PK955	ALT, (AC) ALT, (-AC)
1.4 CRDi	08/09-	D4FC	55-66	1396	 5PK1646  5PK1815  AP9069	ALT, (AC) ALT, (AC)
i30 (FD)						
1.6 CRDi	10/07-11/11	D4FB	66	1582	 5PK1640  5PK1646  5PK1800  5PK1815  AP9069  VD1115	ALT, (AC), ⇒04/2008 ALT, (AC), 04/2008⇒ ALT, (AC), ⇒04/2008 ALT, (AC), 04/2008⇒ (AUTOM)
i30 (FD, GD)						
1.4	10/07-	G4FA	73-80	1396	 6PK1256  6PK955	ALT, (AC) ALT, (-AC)
1.4 CRDi	12/11-	D4FC	66	1396	 4PK673  5PK1815  AP9069	ALT, (-AC) ALT, (AC) (AUTOM)
1.6, 1.6 GDI	10/07-	G4FC, G4FG, G4FD	88-99	1591	 6PK1256  6PK955	ALT, (AC) ALT, (-AC)
i30 (GD)						
1.6 CRDi	12/11-	D4FB	81-94	1582	 4PK673  5PK1815  AP9069	ALT, (AC) ALT, (AC) (AUTOM)
i30 Coupe						
1.6 CRDi	05/13-	D4FB	94	1582	 4PK673  5PK1815  AP9069	ALT, (AC) ALT, (AC) (AUTOM)

					ContiTech		
HYUNDAI							
i30 CW (FD)							
 1.6 CRDi	02/08-06/12	D4FB	66-85	1582	 4PK673	ALT, (-AC)	
					 5PK1815	ALT, (AC)	
					 AP9069	(AUTOM)	
					 VD1115		
i30 CW (GD)							
1.6 CRDi	06/12-	D4FB, D4FB-5P	81-94	1582	 4PK673	ALT, (-AC)	
					 5PK1815	ALT, (AC)	
					 AP9069	(AUTOM)	
i40 (VF)							
1.6 GDI	07/11-	G4FD	99	1591	 6PK1256	ALT, (AC)	
					 6PK955	ALT, (-AC)	
1.7 CRDi	07/11-	D4FD	85-100	1685	 5PK1815	ALT	
					 AP9069		
ix20 (JC)							
1.4	11/10-	G4FA	66	1396	 6PK1256	ALT, (AC)	
					 6PK955	ALT, (-AC)	
1.4 CRDi	11/10-	D4FC	66	1396	 4PK673	ALT, (-AC)	
					 5PK1815	ALT, (AC)	
1.6	11/10-	G4FC	92	1591	 6PK1256	ALT, (AC)	
					 6PK955	ALT, (-AC)	
1.6 CRDi	06/11-	D4FB	85	1582	 4PK673	ALT, (-AC)	
					 5PK1815	ALT, (AC)	
					 VD1115		
ix35 (LM, EL, ELH)							
1.6	11/10-	G4FD	99	1591	 6PK1256	ALT, (AC)	
					 6PK955	ALT, (-AC)	
1.7 CRDi	11/10-	D4FD	85	1685	 4PK673	ALT, (-AC)	
					 5PK1815	ALT, (AC)	
2.0	01/10-	G4KD	122	1998	 AP9071		
2.0 CRDi, 2.0 CRDi 4WD	01/10-	D4HA	100-135	1995	 6PK2415	ALT	
2.0, 2.0 4WD	01/10-	G4KD	120	1998	 6PK1670	ALT, (-AC)	
					 6PK2160	ALT, (AC)	
					 AP9071		
LANTRA I (J-1)							
1.5 i.e.	10/90-11/95	G15B, G4DJ	63	1468	 AVX13X625	PS	
					 4PK875	ALT	
					 CT715	CA	
					 CT715K1	CA	
1.6 i.e. 16V	10/90-11/95	G4CR	84	1596	 AVX13X675	PS	
					 4PK915	AC, ⇄02/1993	
					 4PK938	AC, 02/1993⇄	
					 4PK975	ALT	
					 CT1109	BS	
					 CT1109K1	BS	
					 CT826	CA	
					LANTRA II (J-2)		
1.6 16V	11/95-09/00	4G61	84	1599	 AVX13X655	PS	
					 4PK850	AC	
					 4PK875	ALT	
					 CT781	CA	
					 CT781K2	CA	
2.0 16V	08/96-09/00	G4GF	102	1975	 AVX13X655	PS	
					 4PK850	AC	
					 4PK875	ALT	
					 CT937	CA	
					 CT937K1	CA	
LANTRA II Wagon (J-2)							
1.6 16V	02/96-10/00	4G61	84	1599	 AVX13X655	PS	
					 4PK850	AC	
					 4PK875	ALT	
					 CT781	CA	
					 CT781K2	CA	
							































































					ContiTech		
HYUNDAI							
LANTRA II Wagon (J-2)							
 1.5 CRDi	10/01-08/10	D3EA	60	1496	 5PK1840  6PK1440  CT1099  CT1099K2  AP9062  AP9069	ALT, (AC), (PS), 10/2004⇄, ⇄10/2005 ALT, PS, (AC) CA, MTR-CODE: D3EA CA	
	12/04-08/10	D4FA	75	1493	 5PK1840  AP9062  AP9069  VD1115	ALT, (PS), (AC), ⇄10/2005 11/2004⇄	
	1.5 CRDi VGT	08/05-08/10	D4FA	81	1493	 5PK1745  AP9062  AP9069  VD1115	ALT, (-AC)
	1.6	06/01-08/10	G4ED-G	76	1599	 AVX13X670  4PK815  4PK845  CT942  CT942K1	PS AC ALT CA CA
	1.8	06/01-08/10	G4GB-G	90	1795	 4PK855  4PK875  CT781  CT781K2	AC ALT CA CA
PONY / EXCEL Saloon (X-2)							
1.5 i	01/90-01/95	G15B, G4DJ	62	1468	 AVX10X825  AVX10X850  AVX13X625  4PK875  CT715  CT715K1	AC, 09/1992⇄, ⇄01/1993 AC, ⇄09/1992 PS ALT CA CA, ⇄07/1994	
SANTA FÉ I (SM)							
2.0	08/01-03/06	G4BP	99	1997	 4PK938  5PK1110  5PK1393  CT1027  CT1027K1  CT1141  CT1141K1	ALT PS PS, AC CA CA BS, ⇄06/2002 BS	
2.0 CRDi All-wheel Drive	11/03-02/06	D4EA	107	1991	 AP9065		
2.0 CRDi, 2.0 CRDi 4x4	04/01-03/06	D4EA	83-92	1991	 6PK1510  6PK1515K1  CT1099  CT1099K2  AP9065  VD1116	ALT ALT, (AC) CA, MTR-CODE: D4EA CA	
2.4 16V, 2.4 16V 4x4	02/01-03/06	G4JS-G	107	2351	 4PK945  5PK1110  5PK1393  CT1075  CT1141  CT1141K1	ALT PS, (-AC) PS, (AC) CA BS BS	
2.7 V6 4x4	02/01-03/06	G6BA-G	127	2656	 6PK2000  CT1085  CT1085K1	ALT, (AC) CA CA	
SANTA FÉ II (CM)							
2.2 CRDi 4x4	01/09-	D4HB	145	2199	 6PK2498	ALT	
2.2 CRDi, 2.2 CRDi 4x4, 2.2 CRDi GLS, 2.2 CRDi GLS 4x4	03/06-	D4EB	110-114	2188	 6PK1510  6PK1515K1  CT1099  CT1099K2  AP9065	ALT ALT, (AC) CA CA	



					ContiTech	
---	---	---	---	---	-----------	---

HYUNDAI						
SANTA FÉ II (CM)						
	2.7 V6 GLS 4x4	03/06-	G6EA	139	2656	 VD1116
						 6PK2055
						 CT1175
SANTA FÉ III (DM)						
	2.0 CRDi, 2.0 CRDi 4WD	09/12-	D4HA	110	1995	 6PK2498
	2.2 CRDi, 2.2 CRDi 4WD	09/12-	D4HB	145	2199	 6PK2498
SONATA II (Y-2)						
	2.0 i	09/88-08/91	G4CP	74	1997	 CT511
						 CT511K2
						 CT991
						 CT991K1
SONATA III (Y-3)						
	2.0 i 16V	05/93-06/98	G4CP-D	102	1997	 AVX13X675
						 4PK962
						 4PK990
						 CT1000
						 CT1000K1
						 CT1109
						 CT1109K1
		06/96-06/98	G4CP-DM	92	1997	 AVX13X675
						 4PK962
						 4PK990
						 CT1000
						 CT1000K1
						 CT1109
						 CT1109K2
SONATA IV (EF)						
	2.0 16V	10/01-11/04	G4JP-EG	96	1997	 4PK945
						 5PK1393
						 CT1027
						 CT1027K1
						 CT1141
						 CT1141K1
		06/98-10/01	G4JP-G	100	1997	 4PK938
						 5PK1110
						 5PK1393
						 CT1027
						 CT1027K1
						 CT1141
						 CT1141K1
	2.5 V6 24V	06/98-10/01	G6BV-G	118	2493	 6PK2000
						 CT1085
						 CT1085K1
	2.7 V6	10/01-11/04	G6BA-G	127	2656	 6PK1705
						 6PK2000
						 CT1085
						 CT1085K1
SONATA V (NF)						
	2.0 CRDi	02/06-	D4EA	103	1991	 6PK1510
						 6PK1515K1
						 CT1099
						 CT1099K2
						 VD1116
	2.0 VVTi GLS	05/05-	G4KA	106	1997	 6PK2585
						 AP9071
	2.4	01/05-	G4KC	119	2359	 6PK2585
						 AP9071
SONATA VI (YF)						
	2.0	01/09-	G4KD	110	1998	 AP9071
TERRACAN (HP)						
	2.9 CRDi 4WD	12/01-12/06	J3	110	2902	 AVX13X975
						 4PK830



					ContiTech	
HYUNDAI						
TERRACAN (HP)						
					 5PK1680  CT994  CT994K1  AP9061	ALT CA CA
	11/03-12/06	J3	120	2902	 4PK830  5PK1592  5PK1697  CT994  CT994K1  AP9061	PS ALT, (AC) ALT, (AC) CA CA
TRAJET (FO)						
2.0	03/00-07/08	G4JP-G	100	1997	 4PK938  5PK1110  5PK1393  CT1027  CT1027K1  CT1141  CT1141K1	ALT PS, (-AC) PS, (AC) CA CA BS BS
	01/04-07/08	G4GC-G	103	1975	 3PK675  4PK855  4PK890  4PK945  5PK1110  5PK1393  CT937  CT937K1  CT937K2	PS, 02/2004⇨ AC, 02/2004⇨ ALT, 02/2004⇨ ALT, ⇨02/2004 PS, (-AC), ⇨02/2004 PS, (AC), ⇨02/2004 CA CA, ⇨05/2006, (MANL-TP) CA, 05/2006⇨, (AUTOM-TP)
TUCSON (JM)						
2.0 CRDi, 2.0 CRDi All-wheel Drive	01/06-03/10	D4EA, D4EA-V, D4EA-F	83-103	1991	 6PK1510  6PK1515K1  CT1099  CT1099K2  AP9065  VD1116	ALT ALT, (AC) CA CA
	08/04-03/10	G4GC	104	1975	 3PK675  4PK855  4PK875  4PK890  CT937  CT937K1  CT937K2	PS AC ALT, ⇨11/2009, (FWD) ALT, ⇨11/2009, (4WD), ALT, 11/2009⇨ CA CA, ⇨05/2006, (MANL-TP) CA, 05/2006⇨, (AUTOM-TP)
2.7 All-wheel Drive	08/04-03/10	G6BA-G	129	2656	 6PK2000  CT1085  CT1085K1	ALT, PS, AC CA CA
VELOSTER (FS)						
1.6 GDI	03/11-	G4FD	103	1591	 6PK1256  6PK955	ALT, (AC) ALT, (-AC)
IVECO						
DAILY I						
35-10	01/85-12/89	8140.21.200	68	2445	 AVX10X913  AVX10X925  CT622  CT622K1	ALT, FOR ALT: 85A ALT, FOR ALT: 35A, FOR ALT: 55A CA, ⇨MTR:NO 1307400 CA
DAILY II						
30-8	01/92-08/98	8140.07.2700	55	2499	 AVX10X925  CT1038K1  CT1038K2  CT622  CT731K1  CT989K1	ALT MTR:NO 1307401⇨, MTR-CODE: 8140.67F MTR:NO 1307401⇨, MTR-CODE: 8140.67F MTR-CODE: 814007, ⇨MTR:NO 1307400 ⇨MTR:NO 1307400, MTR-CODE: 8140.67F MTR-CODE: 8140.07.2700
35-10	01/96-05/99	8140.23.	76	2798	 AVX10X1050	ALT, (AC)



ContiTech






































































IVECO

DAILY II





















































































































					AVX10X925 AVX10X940 AVX13X800 AVX13X890 CT1034 CT1034K1	ALT, FOR ALT: 85A ALT WP AC CA CA, MTR-CODE: 8140.23.3720
	01/89-12/96	8140.47R	80	2499	AVX10X1075 AVX10X850 AVX10X925 AVX13X750 AVX13X875 AVX13X875 CT989 CT989K1	ALT, (AC) AC, ⇨ MTR-NO 1927815, OE-NO 4827116 ALT, (AC) WP, (AC) AC, OE-NO 93193061 AC, MTR-NO 1927816⇨, OE-NO 99436608 CA CA
35-10, 35-12	01/89-08/98	8140.47R, 8140.47.2700, 8140.47R.2790	76-85	2499	AVX10X1075 AVX10X850 AVX10X925 AVX13X750 AVX13X875 CT622K1 CT989K1	ALT, (AC) AC, ⇨ MTR-NO 1927815 ALT WP, (AC) AC, MTR-NO 1927816⇨ ⇨ MTR-NO 1307400 MTR-NO 1307401⇨
	01/89-12/96	8140.47R.2790, 8140.47.2700	76-85	2499	AVX10X1075 AVX10X850 AVX10X875 AVX10X925 AVX13X750 CT622K1 CT989K1	ALT, (AC) AC, ⇨ MTR-NO 1927815 AC, MTR-NO 1927816⇨ ALT WP, (AC) ⇨ MTR-NO 1307400 MTR-NO 1307401⇨
35-8	01/89-08/98	8140.67F.	60	2499	AVX10X925 CT1038K1 CT1038K2 CT622 CT622K1 CT731K1 CT989K1	ALT MTR-NO 1307401⇨, MTR-CODE: 8140.67F MTR-NO 1307401⇨, MTR-CODE: 8140.67F MTR-CODE: 814007, ⇨ MTR-NO 1307400 ⇨ MTR-NO 1307400, MTR-CODE: 8140.07.2700/2712 ⇨ MTR-NO 1307400, MTR-CODE: 8140.67F MTR-NO 1307401⇨, MTR-CODE: 8140.07.2700/2712
49-10	01/89-04/96	8140.27.2700, 8140.47R.2790	76	2499	AVX10X1075 AVX10X850 AVX10X925 AVX13X750 AVX13X875 CT622 CT622K1 CT989 CT989K1	ALT, (AC) AC, ⇨ MTR-NO 1927815 ALT WP, (AC) AC, MTR-NO 1927816⇨ ⇨ MTR-NO 1307400, MTR-CODE: 814027 ⇨ MTR-NO 1307400 MTR-NO 1307401⇨ MTR-NO 1307401⇨
	05/96-05/99	8140.23.	76	2798	AVX10X1050 AVX10X925 AVX10X940 AVX13X800 AVX13X890 CT1034K1	ALT, (AC) ALT, FOR ALT: 85A ALT WP AC MTR-CODE: 8140.23.3720
49-12, 49-12 V	05/96-05/99	8140.43.	90	2798	AVX10X1050 AVX10X925 AVX10X940 AVX13X800 AVX13X890 CT1034K1	ALT, (AC) ALT, FOR ALT: 85A ALT WP AC MTR-CODE: 8140.43.3711
59-12	05/96-05/99	8140.43.	90	2798	AVX10X1050 AVX10X925	ALT, (AC) ALT, FOR ALT: 85A



					ContiTech	
IVECO						
DAILY II						
					 AVX10X940  AVX13X800  AVX13X890  CT1034K1	ALT WP AC MTR-CODE: 8140.43.3711
DAILY III						
29 L 12	09/02-04/06	F1AE0481B	85	2287	 4PK903 ELAST  4PK985  7PK1325  CT1148  CT1148K1  CT1148WP1	AC, MTR-NO 113340⇄ AC, ⇄MTR-NO 113339 ALT CA CA CA
29 L 14	01/05-04/06	F1AE0481M	100	2287	 4PK903 ELAST  7PK1325  CT1148  CT1148K1  CT1148WP1	AC, MTR-NO 113340⇄ ALT CA CA CA
35 C 10 V, 35 S 10 V	09/02-04/06	F1AE0481A	70	2287	 4PK985  7PK1325  CT1148  CT1148K1  CT1148WP1	AC ALT CA CA CA
35 C 12, 35 S 12, 35 C 12 V, 35 S 12 V	09/02-04/06	F1AE0481B	85	2287	 4PK903 ELAST  4PK985  7PK1325  CT1148  CT1148K1  CT1148WP1	AC, MTR-NO 113340⇄ AC, ⇄MTR-NO 113339 ALT CA CA CA
35 C 14, 35 C 17, 35 S 17	09/04-04/06	F1CE0481A, F1CE0481B	100- 122	2998	 4PK1102 ELAST  6PK1217  AP9074	AC ALT
35 C 14, 35 S 14	01/05-04/06	F1AE0481M	100	2287	 4PK903 ELAST  7PK1325  CT1148  CT1148K1  CT1148WP1  AP9074	AC ALT CA CA CA CA
35 C 15, 35 S 13, 35 C 13, 35 S 13 V, 35 C 13 V	05/99-07/07	8140.43S	92-107	2798	 CT1038  CT1038K1  CT1038K2	MTR-CODE: 8140.43 MTR-CODE: 8140.43 MTR-CODE: 8140.43
35 C 9, 35 S 9	11/01-04/06	8140.43R	66	2798	 4PK1015  6PK1054  CT1038  CT1038K1  CT1038K2	AC ALT CA CA CA
35 S 11 V, 35 C 11 V, 35 S 11, 35 C 11	05/99-07/07	8140.43C	78	2798	 6PK1050  CT1034  CT1034K1  CT1038  CT1038K1  CT1038K2	ALT CA, OE-NO 99456477 CA, OE-NO 99456477 CA, OE-NO 99456476 CA, OE-NO 99456476 CA, OE-NO 99456476
35 S 9 V, 35 C 9 V	05/99-07/07	8140.63.	62	2798	 AVX10X925  CT989  CT989K1	ALT CA CA
35 S 9, 35 C 9	05/99-04/06	8140.63.	62	2798	 CT989  CT989K1	CA CA
50 C 11	05/99-04/06	8140.43C	78	2798	 6PK1050  CT1034  CT1034K1  CT1038  CT1038K1  CT1038K2	ALT CA, OE-NO 99456477 CA, OE-NO 99456477 CA, OE-NO 99456476 CA, OE-NO 99456476 CA, OE-NO 99456476









					ContiTech	
---	---	---	---	---	-----------	---

IVECO						
DAILY III						
 50 C 13	05/99-04/06	8140.43S	92	2798	 CT1038  CT1038K1  CT1038K2	MTR-CODE: 8140.43 MTR-CODE: 8140.43 MTR-CODE: 8140.43
50 C 14	09/04-04/06	F1CE0481A, F1CE0481B	100- 122	2998	 4PK1102 ELAST  6PK1217  AP9074	AC ALT
65 C 15	11/01-04/06	8140.43N	107	2798	 CT1038  CT1038K1  CT1038K2	MTR-CODE: 8140.43 MTR-CODE: 8140.43 MTR-CODE: 8140.43
65 C 17	09/04-04/06	F1CE0481B	122	2998	 4PK1102 ELAST  6PK1217  AP9074	AC ALT
DAILY IV						
29L10 V	05/06-08/11	F1AE0481FA	70	2287	 4PK985  7PK1325  CT1148  CT1148K1  CT1148WP1	AC ALT CA CA CA
29L12, 29L12 V, 29L12 V/P	05/06-08/11	F1AE0481GA	85	2287	 4PK903 ELAST  7PK1325  CT1148  CT1148K1  CT1148WP1	AC ALT CA CA CA
29L14, 29L14 C, 29L14 C/P, 29L14 V, 29L14 V/P	05/06-08/11	F1AE0481HA	100	2287	 4PK903 ELAST  7PK1325  CT1148  CT1148K1  CT1148WP1	AC, MTR-NO 113340⇄ ALT CA CA CA
35C10, 35S10	05/06-08/11	F1AE0481FA	70	2287	 4PK985  7PK1325  CT1148  CT1148K1  CT1148WP1	AC ALT CA CA CA
35C12 V, 35C12 V/P, 35S12 V, 35S12 V/P	05/06-08/11	F1AE0481GA	85	2287	 4PK903 ELAST  4PK985  7PK1325  CT1148  CT1148K1  CT1148WP1	AC, MTR-NO 113340⇄ AC, ⇄MTR-NO 113339 ALT CA CA CA
35C12, 35S12, 35C14, 35S14, 35S14 /P	05/06-08/11	F1AE0481GA, F1AE0481HA	85-100	2287	 4PK903 ELAST  7PK1325  CT1148  CT1148K1  CT1148WP1	AC ALT CA CA CA
35C13 V, 35C13 V/P, 35S13 V, 35S13 V/P	07/07-08/11	F1AE0481GA	93	2287	 7PK1325  CT1148  CT1148K1  CT1148WP1	ALT, 09/2009⇄, ⇄08/2011 CA, 09/2009⇄, ⇄08/2011 CA, 09/2009⇄, ⇄08/2011 CA, 09/2009⇄, ⇄08/2011
35C15, 35C15 V, 35C15 V/P, 35C18 V, 35C18 V/P, 35S18 V, 35S18 V/P, 35C18, 35S18	05/06-08/11	F1CE0481FA, F1CE0481HA	107- 130	2998	 4PK1102 ELAST  6PK1217  AP9074	AC ALT
35S14 C, 35S14 C/P, 35S14 V, 35S14 V/P, 35C14 V, 35C14 V/P	05/06-08/11	F1AE0481HA	100	2287	 4PK903 ELAST  7PK1325  CT1148  CT1148K1  CT1148WP1	AC ALT CA CA CA
40C12 V, 40C14 V/P	05/06-08/11	F1AE0481GA	85	2287	 4PK903 ELAST  7PK1325  CT1148  CT1148K1	AC ALT CA CA





















					ContiTech		
IVECO							
DAILY IV							
					 CT1148WP1	CA	
	40C15, 40C15 V, 40C15 V/P, 40C18, 40C18 V, 40C18 V/P	05/06-08/11	F1CE0481FA, F1CE0481HA	107-130	2998	 4PK1102 ELAST  6PK1217  AP9074	AC ALT
	50C15, 50C18, 50C18 V, 50C18 V/P	05/06-08/11	F1CE0481FA, F1CE0481HA	107-130	2998	 4PK1102 ELAST  6PK1217  AP9074	AC ALT
	65C15, 65C15 /P, 65C15 D, 65C15 D/P, 65C18	05/06-08/11	F1CE0481FA, F1CE0481HC	107-130	2998	 4PK1102 ELAST  6PK1217  AP9074	AC ALT
DAILY V							
26L11, 26L11D, 35C11D, 35S11, 40C11	09/11-02/14	F1AE3481A	78	2287	 4PK903 ELAST  7PK1325  CT1148  CT1148K1  CT1148WP1	AC ALT CA CA CA	
29L13 V, 35C13 V, 35S13 V, 40C13 V, 40S13 V	09/11-02/14	F1AE3481B	93	2287	 4PK903 ELAST  7PK1325  CT1148  CT1148K1  CT1148WP1	AC, (Daily 29L13, 29L13P), (35C13, 35C13P), (35S13, 35S13P), (40C13, 40C13P) ALT, (-AC), (Daily 29L13, 29L13P), (35C13, 35C13P), (35S13, 35SP), (40C13, 40C13P) CA, (Daily 29L13, 29L13P), (35C13, 35C13P), (35S13, 35S13P), (40C13, 40C13P) CA, (Daily 29L13, 29L13P), (35C13, 35C13P), (35S13, 35S13P), (40C13, 40C13P) CA, (Daily 29L13, 29L13P), (35C13, 35C13P), (35S13, 35S13P), (40C13, 40C13P)	
29L13, 29L13D, 35C13D, 40C13	09/11-02/14	F1AE3481B	93	2287	 7PK1325  CT1148  CT1148K1  CT1148WP1	ALT CA CA CA	
JAGUAR							
S-TYPE (CCX)							
2.7 D	06/04-10/07	AJD	152	2720	 6PK1990  CT1117  CT1117K1  CT1118  CT1118K1	ALT CA CA, ⇨07/2008 INJP INJP, ⇨07/2008	
XF (J05, CC9)							
2.2 D	05/11-04/15	224DT	140	2179	 CT1142	CA	
2.7 D	03/08-04/15	AJD	152	2720	 CT1117  CT1117K1  CT1118  CT1118K1	CA, ⇨02/2009 CA, ⇨02/2009 INJP, ⇨02/2009 INJP, ⇨02/2009	
3.0 D	03/09-	AJV6D, 306DT	177-202	2993	 CT1117  CT1117K1	CA CA	
XJ (NAW, NBW)							
8 3.2	07/97-05/03		174	3248	 7PK2345	ALT, OE-NO NCA2211CA	
XJ (X300)							
6 3.2	11/94-07/97	9JPGRB	155	3239	 4PK1015	AC	
XJ (X35, J12, J24)							
3.0 D	10/09-	AJV6D	202	2993	 CT1117  CT1117K1	CA CA	
XJ (X350, X358)							
2,7 D	10/05-03/09	AJD	152	2720	 6PK1990  CT1117  CT1117K1  CT1118  CT1118K1	ALT CA CA INJP INJP	
X-TYPE (CF1)							
2.0 D	07/03-12/09	R4-X404, FMBA, FMBB	96	1998	 4PK735  4PK735K1	PS PS	

					ContiTech	
---	---	---	---	---	-----------	---

















JAGUAR

X-TYPE (CF1)						
					 6PK1642	ALT
2.0 V6	03/02-10/05		115	2099	 6PK2465	ALT
2.2 D	10/05-11/09	LJ46G	107-114	2198	 4PK735	PS
					 4PK735K1	PS
					 6PK1642	ALT
2.5 V6 All-wheel Drive	06/01-11/09		144	2495	 6PK2465	ALT
3.0 V6 All-wheel Drive	06/01-11/07	AJ-V6	169	2967	 6PK2465	ALT































































JEEP

CHEROKEE (KJ)						
2.8 CRD 4x4	11/04-01/08	ENR	120	2776	 6PK2870	ALT
					 CT1123	CA
					 CT1123K1	CA
CHEROKEE (XJ)						
2.5 Tdi 4x4	10/96-09/01	ENC	85	2498	 8PK2188	ALT, 01/1997⇨
					 8PK2275	ALT, ⇨12/1996
GRAND CHEROKEE II (WJ, WG)						
2.7 CRD 4x4	10/01-09/05	ENF	120	2685	 AP9010	
4.0 4x4	04/99-09/05	ERH	140	3960	 6PK2241	ALT
4.7 V8 4x4	04/99-09/05	EVA	162-164	4701	 6PK2225	ALT
GRAND CHEROKEE III (WH, WK)						
3.0 CRD 4x4	06/05-12/10	EXL	160	2987	 7PK2035	ALT
					 AP9075	
GRAND CHEROKEE IV (WK, WK2)						
3.0 CRD V6 4x4	02/11-	EXF	177-184	2987	 6PK2100	ALT
COMMANDER (XK)						
3.0 CRD 4x4	04/06-12/10	EXL	160	2987	 AP9075	
COMPASS (MK49)						
2.2 CRD 4x4	12/10-	OM 651.925	120	2143	 6PK1750	ALT
2.4 4x4	09/06-	ED3	125	2359	 6PK2040	ALT, (AC)
					 6PK2550	ALT, (AC)
PATRIOT (MK74)						
2.0 CRD	02/07-	ECD, ECE	103	1968	 AP9001	
2.0 CRD 4x4	02/07-	ECD, ECE	103	1968	 6PK1720	ALT
					 CT1051	CA
					 CT1051K1	CA
					 CT1051WP1	CA
					 AP9001	
WRANGLER III (JK)						
2.8 CRD	11/10-	ENS	147	2776	 6PK1244	ALT, (AC)























































KIA

BESTA Box						
2.2 D	02/96-	R2	48	2184	 AVX13X1125	ALT
					 AVX13X875	PS
					 CT532	CA
BONGO Platform/Chassis						
2.4 TDCi	10/03-	D4BH	69	2477	 AVX10X1075	ALT, 2x
					 4PK1062	PS
					 CT1107	BS
					 CT1107K1	BS
					 CT921	CA
					 CT921K2	CA
CARENS II (FJ)						
1.8	07/02-	TB	93	1793	 4PK1062	PS, (AC)
					 4PK885	ALT
					 4PK925	PS, (AC)
					 CT992	CA
2.0 CRDi	07/02-	D4EA	83	1991	 6PK1510	ALT
					 6PK1515K1	ALT, (AC)
					 CT1099	CA, MTR-CODE: D4EA


































































					ContiTech		
KIA							
CARENS II (FJ)							
					 CT1099K2  AP9065  VD1116	CA	
2.0 CVVT	08/04-	G4GC	102	1975	 3PK675  4PK855  4PK890  CT937  CT937K1  CT937K2	PS AC ALT CA CA, ⇨05/2006, (MANL-TP) CA, 05/2006⇨, (AUTOM-TP)	
CARENS III (UN)							
2.0 CRDi 115, 2.0 CRDi 140	09/06-	D4EA	85-103	1991	 6PK1510  6PK1515K1  CT1099  CT1099K2  VD1116	ALT ALT CA CA CA	
2.0 CVVT	09/06-	G4KA	106	1998	 6PK2510  6PK2585  AP9071	ALT, (-AC) ALT, (AC)	
CARENS IV							
1.6	03/13-	G4FD	99	1591	 5PK1855	ALT	
1.7 CRDi	03/13-	D4FD-L	85-100	1685	 5PK1815	ALT, (AC)	
CARNIVAL / GRAND CARNIVAL III (VQ)							
2.9 CRDi	06/06-	J3	136	2902	 4PK850  5PK1592  CT1122	AC ALT CA	
CARNIVAL I (UP)							
2.9 TD	08/99-10/01	J3	93	2903	 4PK870  5PK1592  CT993  CT994  CT994K1  AP9061	AC ALT CA, ⇨06/2000 CA, 07/2000⇨ CA, 07/2000⇨	
CARNIVAL II (GQ)							
2.9 CRDi	10/01-	J3	106	2902	 4PK870  5PK1592  CT994  CT994K1  AP9061	AC ALT CA CA	
2.9 TD	01/99-	J3	93	2903	 AP9061		
CEE`D / PRO CEE`D (ED, JD)							
1.4	09/07-12/12	G4FA	80	1396	 4PK890  6PK1256  6PK955	ALT ALT, (AC) ALT, (AC)	
1.4 CRDi 90	05/12-	D4FC	66	1396	 4PK673  5PK1815  AP9069	ALT, (AC) ALT, (AC) (AUTOM)	
1.4, 1.4 CVVT	12/06-	G4FA, G4FA-L	66-80	1396	 6PK1256  6PK955	ALT, (AC) ALT, (AC)	
1.6 CRDi 90	12/06-12/12	D4FB-L	66	1582	 4PK673  5PK1815  AP9069	ALT, (-AC) ALT, (AC)	
1.6 CRDi 90, 1.6 CRDi 110, 1.6 CRDi 115, 1.6 CRDi 128	12/06-	D4FB, D4FB-L	66-94	1582	 4PK673  5PK1815  AP9069  VD1115	ALT, (-AC) ALT, (AC)	
1.6, 1.6 CVVT, 1.6 GDI, 1.6 GT	12/06-	G4FC, G4FD, G4FJ	90-150	1591	 6PK1256  6PK955	ALT, (AC) ALT, (-AC)	
2.0	12/06-12/12	G4GC	105	1975	 4PK890  CT937  CT937K2	ALT CA CA	
2.0 CRDi 140	09/07-12/12	D4EA-F	103	1991	 6PK1400 CT1099	ALT CA	


































































					ContiTech	
---	---	---	---	---	-----------	---































































KIA							
CEE`D / PRO CEE`D (ED, JD)							
					 CT1099K2  VD1116	CA	
CERATO (LD) 1.6	04/04-	G4ED	77	1599	 AVX13X675	PS	
					 4PK815	AC	
					 4PK850	ALT	
					 CT942	CA	
					 CT942K1	CA	
	05/06-	G4FC	90	1591	 6PK1530	ALT, (-AC)	
1.6 CRDI	06/05-	D4FB	85	1582	 6PK2140	ALT, (AC)	
					 5PK1745	ALT, (-AC)	
					 5PK1850	ALT, (AC), ⇨04/2008	
					 5PK1855	ALT, (AC), 04/2008⇨	
					 AP9069		
	 VD1115						
2.0	04/04-	G4GC	105	1975	 3PK675	PS	
					 4PK855	AC	
					 4PK890	ALT	
					 CT937	CA	
					 CT937K1	CA, ⇨05/2006, (MANL-TP)	
	 CT937K2	CA, 05/2006⇨, (AUTOM-TP)					
CERATO II (TD) 1.6	01/10-	G4FC	93	1591	 6PK1256	ALT, (AC), OE-NO 25212-2B020	
					 6PK1530	ALT, (-AC), OE-NO 25212-2B010	
					 6PK2140	ALT, (AC), OE-NO 25212-2B000	
					 6PK955	ALT, (-AC), OE-NO 25212-2B030	
CERATO Saloon 1.8	10/01-07/04	T8	85	1793	 4PK1080	PS, (AC)	
					 4PK885	ALT	
					 4PK925	PS, (-AC)	
					 4PK962	AC	
					 CT992	CA	
CLARUS (K9A) 1.8 i 16V	07/96-	T8	85	1793	 4PK1110	PS, (AC)	
					 4PK885	ALT	
					 4PK938	PS, (-AC)	
					 CT992	CA	
	2.0 i 16V	07/96-	FE (16V)	98	1998	 3PK760	ALT
						 5PK1060	PS, AC
 5PK950						PS	
 CT790						CA	
 CT790K1	CA						
K2700 (SD) 2.7 D	10/99-	J2	59	2665	 AVX13X875	PS	
					 AVX13X925	AC	
MAGENTIS (GD) 2.5 V6	05/01-	G6BV	124	2493	 6PK1705	ALT, (-AC)	
					 6PK2000	ALT, (AC)	
					 CT1085	CA	
					 CT1085K1	CA	
MAGENTIS (MG) 2.0	11/05-	G4KA	106	1998	 6PK2585	ALT	
					 AP9071		
OPTIMA 1.7 CRDi	03/12-	D4FD-L	100	1685	 5PK1815	ALT	
					 AP9069		
PICANTO (BA) 1.0	04/04-	G4HE	45-46	999	 4PK673	AC, (-PS)	
					 4PK750	PS, (-AC)	
					 4PK780	ALT	
					 4PK870	PS, (AC)	
					 CT1013	CA	
					 CT1013K1	CA	

















					ContiTech		
KIA							
PICANTO (BA)							
 1.1	04/04-	G4HG	48	1086		4PK673	AC
						4PK750	PS, (-AC)
						4PK780	ALT
						4PK870	PS, (AC)
						CT1013	CA
					CT1013K1	CA	
1.1 CRDi	11/05-	D3FA	55	1120		5PK1640	ALT, (-AC)
						5PK1788	ALT, (AC)
						AP9069	
						VD1115	
PICANTO (TA)							
1.0, 1.0 LPG	05/11-	B3LA, G3LA	49-51	998		6PK1256	ALT, (AC)
						6PK955	ALT, (-AC)
1.2	09/11-	G4LA	63	1248		5PK890	ALT, (-AC)
PREGIO Box (TB)							
2.5 TCI D	09/02-	D4BH	69	2476		AVX13X938	AC, (MITSUBOSHI)
						AVX13X950	AC
						2XAVX10X1075	ALT
						4PK1062	PS
						CT1107	BS
						CT1107K1	BS
						CT921	CA
						CT921K2	CA
2.7 D	10/97-	J2	60	2665		AVX13X875	PS
						AVX13X925	AC
PREGIO Bus							
2.5 D	08/95-09/04	D4BH	69	2477		AVX13X950	ALT
						4PK1062	PS
						CT1107	BS
						CT1107K1	BS
						CT921	CA
						CT921K2	CA
PRIDE (DA)							
1.3 16V	10/96-	B3	47	1324		AVX10X888	AC, (-PS)
						AVX10X888	ALT
						4PK800	PS, (-AC)
						4PK925	ALT, (AC)
						CT1024	CA
						CT1024K1	CA
PRIDE Estate							
1.3	08/99-	B3A5	47	1324		AVX10X888	ALT
						AVX10X888	AC, (-PS)
						4PK800	PS, (-AC)
						4PK925	ALT, (AC)
						CT1024	CA
						CT1024K1	CA
RIO Estate (DC)							
1.3	08/00-02/05	A3E	60	1343		4PK850	PS, (-AC)
						4PK885	ALT
						4PK975	PS, (AC)
						CT1024	CA
						CT1024K1	CA
1.5 16V	08/00-02/05	A5D	71-72	1493		4PK850	PS, (-AC)
						4PK885	ALT
						4PK975	PS, (AC)
						CT1069	CA
						CT1069K1	CA
RIO II (JB)							
1.4 16V	03/05-	G4EE	71	1399		AVX13X670	PS
						4PK815	AC
						4PK850	ALT
						CT942	CA
							









































































































					ContiTech		
KIA							
RIO II (JB)							
 1.5 CRDi	03/05-	D4FA	81	1493	 CT942K1	CA	
					 5PK1640	ALT, (-AC), (-HYDR. PUMP), ⇄09/2009	
					 5PK1646	ALT, (-AC), (-HYDR. PUMP), 09/2009⇄	
					 5PK1800	HYDP, (AC), ⇄07/2009	
					 5PK1815	ALT, (AC), (-HYDR. PUMP), 07/2009⇄	
					 5PK1840	ALT, (AC), (PS), 05/2005⇄, ⇄09/2005	
					 5PK1850	ALT, (AC), (-HYDR. PUMP), ⇄07/2009	
					 5PK1855	HYDP, (AC), 07/2009⇄	
					 AP9069		
					 VD1115		
1.6 16V, 1.6 CVVT	03/05-	G4ED	82	1599	 AVX13X675	PS	
					 4PK815	AC	
					 4PK850	ALT	
					 CT942	CA	
					 CT942K1	CA	
RIO III (UB)							
1.1 CRDi	09/11-	D3FA	55	1120	 4PK673	ALT, (-AC)	
					 5PK1815	ALT, (AC)	
					 AP9069		
					 VD1115		
1.25 CVVT	09/11-	G4LA	63	1248	 5PK890	ALT, (-AC)	
1.4 CRDi	09/11-	D4FC	66	1396	 4PK673	ALT, (-AC)	
					 5PK1815	ALT, (AC)	
					 AP9069		
					 VD1115		
1.4 CVVT	09/11-	G4FA	80	1396	 6PK1256	ALT, (AC)	
					 6PK955	ALT, (-AC)	
1.6 CVVT	06/12-	G4FC	90	1591	 6PK1530	ALT, (-AC)	
					 6PK2140	ALT, (AC)	
RIO Saloon (DC_)							
1.3	09/00-02/05	A3E	55-60	1343	 4PK850	PS, (-AC)	
					 4PK885	ALT	
					 4PK975	PS, (AC)	
					 CT1024	CA	
					 CT1024K1	CA	
1.5 16V	09/00-02/05	A5D	72	1493	 4PK850	PS, (-AC)	
					 4PK885	ALT	
					 4PK970	PS, (AC)	
					 CT1069	CA	
					 CT1069K1	CA	
SEPHIA Saloon (FA)							
1.6 i	09/93-10/97	B6	59	1598	 4PK1020	PS, (AC)	
					 4PK875	ALT, 01/1996⇄	
					 4PK885	ALT, ⇄12/1995	
					 4PK890	PS, (-AC)	
					 4PK900	AC, (-PS)	
					 CT1024	CA	
					 CT1024K1	CA	
SHUMA (FB)							
1.5 i 16V	10/97-03/01	ZYVE	65	1498	 4PK1045	AC, (PS), 07/1998⇄	
					 4PK885	ALT, 07/1998⇄	
					 4PK890	PS, (-AC), 07/1998⇄	
					 4PK938	AC, (-PS), 07/1998⇄	
					 CT769	CA, 07/1998⇄	
					 CT769K1	CA, 07/1998⇄	
1.8 i 16V	10/97-03/01	T8	81	1793	 4PK1080	PS, (AC)	
					 4PK885	ALT	
					 4PK925	PS, (-AC)	
					 4PK962	AC	
					 CT992	CA	
SHUMA II (FB)							
1.6	05/01-08/04	GA6D	75	1594	 4PK1045	AC, (PS), ⇄12/2003	
							

					ContiTech		
KIA							
SHUMA II (FB)							
						4PK885	ALT, ⇨ 12/2003
						4PK890	PS, (-AC), ⇨ 12/2003
						4PK938	AC, (-PS), ⇨ 12/2003
						CT1069	CA, ⇨ 12/2003
						CT1069K1	CA
SORENTO I (JC)							
2.5 CRDi	08/02-	D4CB	103	2497		7PK1730	ALT, (-AC), ⇨ 08/2006
						7PK2255	ALT, (AC), 09/2006⇨
						7PK2271	ALT, (AC), 12/2003⇨, ⇨ 08/2006
						7PK2283	ALT, (AC), ⇨ 11/2003
						AP9072	
	12/06-	D4CB	125	2497		4PK975	PS
						7PK1730	ALT, (-AC)
						7PK2255	ALT, (AC)
SORENTO II (XM)							
2.2 CRDi 4WD	11/09-	D4HB	145	2199		6PK2498	ALT
SOUL (AM)							
1.6 CRDi 128	02/09-	D4FB	94	1582		4PK673	ALT, (-AC)
						5PK1815	ALT, (AC)
						AP9069	
						VD1115	
1.6 CVVT	02/09-	G4FC	93-95	1591		6PK1256	ALT, (AC)
						6PK955	ALT, (-AC)
SPORTAGE (JE_, KM_)							
2.0 16V 4WD, 2.0 i 16V	09/04-	G4GC	104	1975		3PK675	PS
						4PK855	AC
						4PK890	ALT
						CT937	CA
						CT937K1	CA, ⇨ 05/2006, (MANL-TP)
						CT937K2	CA, 05/2006⇨, (AUTOM-TP)
2.0 CRDi, 2.0 CRDi 4WD	09/04-	D4EA, D4EA-F, D4EA-V	83-103	1991		6PK1510	ALT
						6PK1515K1	ALT, (AC)
						CT1099	CA
						CT1099K2	CA
						AP9065	
						VD1116	
2.7 V6 4WD	09/04-	G6BA	129	2656		6PK2000	ALT, PS, AC
						CT1085	CA
						CT1085K1	CA
SPORTAGE (K00)							
2.0 4WD, 2.0 i 16V 4WD	04/94-08/03	FE (16V)	87-94	1998		AVX13X775	PS
						AVX13X900	AC
						4PK925	ALT
						CT790	CA
						CT790K1	CA
2.0 i 4WD	04/94-08/99	FE (8V)	70	1998		AVX13X775	PS
						AVX13X900	AC
						4PK925	ALT
						CT765	CA
						CT765K1	CA
2.0 TD 4WD	10/97-08/03	RF	61	1998		AVX13X850	PS
						CT832	CA
SPORTAGE (SL)							
1.6 GDI	02/11-	G4FD	99	1591		6PK1256	ALT, (AC)
						6PK955	ALT, (-AC)
1.7 CRDi	12/10-	D4FD-L	85	1685		5PK1815	ALT
2.0 CRDi AWD	08/10-	D4HA	135	1995		6PK2415	ALT
	07/10-	D4HA	100	1995		6PK1256	ALT, (AC)
						6PK955	ALT, (-AC)
						6PK2125	ALT
2.0 CVVT	07/10-	G4KD	120	1998		AP9071	
						6PK2130	ALT
2.0 CVVT AWD	07/10-	G4KD	120	1998			






































					ContiTech	
---	---	---	---	---	-----------	---


















KIA						
SPORTAGE (SL)						
					 AP9071	
VENGA (YN)						
1.4 CRDi 90	02/10-	D4FC	66	1396	 5PK1646  5PK1815  AP9069  VD1115	ALT, (-AC) ALT, (AC)
1.4 CVVT	02/10-	G4FA-L	66	1396	 6PK1256  6PK955	ALT, (AC) ALT, (-AC)
1.6 CRDi 115	02/10-	D4FB	85	1582	 5PK1646  5PK1815  AP9069  VD1115	ALT, (-AC) ALT, (AC)
1.6 CVVT	02/10-	G4FC	92	1591	 6PK1256  6PK955	ALT, (AC) ALT, (AC)

































































LADA						
110						
1.5	01/95-	BA3 2111, VAZ-2111	54-57	1499	 5PK1125  6PK737  CT527  CT527K2	ALT, PS ALT CA CA
1.6	01/00-	VAZ-21114, VAZ-21124	60-66	1596	 6PK745  CT527  CT527K2	ALT CA CA
111						
1.5	01/96-	VAZ-2111	57	1499	 5PK1125  6PK737  CT527  CT527K2	ALT, PS ALT CA CA
	10/00-	VAZ-2111	56	1499	 6PK1115  6PK745  CT527  CT527K2	ALT, (AC) ALT, (-AC) CA CA
1.6	01/05-	VAZ-21114	60	1596	 6PK1125  6PK745  CT527  CT527K2	ALT, (AC) ALT, (-AC) CA CA
	03/06-	VAZ-21124	66	1596	 6PK1125  6PK745  CT996  CT996K1	ALT, (AC) ALT, (-AC) CA CA
112						
1.5	01/95-	VAZ-2111	57	1499	 5PK1125  6PK737  CT527  CT527K2	ALT, PS ALT CA CA
1.6	03/06-	VAZ-21124	66	1596	 6PK1115  6PK745  CT527  CT527K2	ALT, (AC) ALT, (-AC) CA CA
110 / 111 / 112						
1.5 16V	10/00-	VAZ-2112	67	1499	 6PK1125  6PK698  CT996  CT996K1	ALT, PS ALT CA CA
1200-1600						
1200 L/S	01/70-06/86	BA3 2101	44	1198	 AVX10X940	ALT
GRANTA (2190)						
1.6	10/11-	VAZ-11186	64	1596	 6PK852 ELAST  CT1164	ALT, (-AC), (-PS) CA
		VAZ-11183	60	1596	 6PK852 ELAST  CT1164	ALT CA

					ContiTech		
LADA							
GRANTA (2190)							
		VAZ-21126	72	1596		6PK1115	ALT, (-AC)
						6PK1125	ALT, (AC)
						6PK745	ALT, (AC), (-PS)
						CT1137	CA
						CT1137K1	CA
KALINA (1117, 1118, 1119, 2192, 2194)							
1.4 16V	11/08-	VAZ-11194	66	1390		6PK1020	ALT, (AC)
						CT1137	CA
						CT1137K1	CA
1.6	06/13-	VAZ-11186	64	1596		6PK852 ELAST	ALT, (-AC)
						CT1164	CA
	11/13-	VAZ-21126	72	1596		CT1137	CA
						CT1137K1	CA
	10/04-	VAZ-21114, VAZ1110	60-62	1596		5PK1125	ALT, (PS)
						5PK884	ALT, (-PS)
						CT527	CA
						CT527K2	CA
1.6, 1.6 16V	10/04-	VAZ-21114, VAZ-21124	60-66	1596		5PK1125	ALT, (PS), MTR-CODE: VAZ1110
						5PK884	ALT, (-PS), MTR-CODE: VAZ1110
						6PK1125	ALT, (AC), MTR-CODE: 11194
						6PK745	ALT, (-AC), MTR-CODE: 11194
						CT527	CA, MTR-CODE: VAZ1110
						CT527K2	CA, MTR-CODE: VAZ1110
						CT996	CA, MTR-CODE: 11194
						CT996K1	CA, MTR-CODE: 11194
LARGUS Box							
1.6	03/12-	VAZ-K7M, VAZ-K4M	62-77	1598		AP9025	
						AP9066	
LARGUS Estate							
1.6	03/12-	VAZ-K7M	62	1598		4PK916 ELAST	AC
						4PK916 ELAST T1	AC
						5PK1110	ALT, (AC), (-PS)
						6PK1820	ALT, (AC), (PS)
						CT988	CA
						CT988K3	CA
						AP9025	
						AP9066	
		VAZ- K4M	77	1598		5PK1130	ALT, (-AC)
						6PK1820	ALT, (AC)
						CT1179	CA
						CT1179K1	CA
						CT1179K3	CA
						CT1179WP1	CA
						CT1179WP3	CA
						AP9025	
						AP9066	
NADESCHDA (2120)							
1.8 i	12/97-	VAZ-2130.1	67	1774		AVX10X940	PS
						AVX10X940	ALT
NIVA (2121, 2123)							
1.7, 1.7 LPG	09/02-	BA3 21214	57-61	1690		AVX10X940	ALT
1600	04/80-03/95	BA3 2121	54-56	1569		AVX10X940	ALT
						AVX13X1050	PS
1700 i 4x4	10/00-	BA3 21214	60-61	1690		AVX10X940	ALT
NOVA (2105)							
1200 Junior/L	09/81-	BA3 2101	44	1198		AVX10X940	ALT
						CT687	CA
1300 Spezial/L	05/81-	BA3 2105	48	1294		AVX10X940	ALT
						CT687	CA
1500 S, 1500 Special	03/85-	BA3 2103, BA3 21083	52-55	1452-1499		AVX10X940	ALT
1600	01/88-10/01	BA3 2106	56	1570		AVX10X940	ALT

					ContiTech	
---	---	---	---	---	-----------	---

LANCIA						
LADA						
NOVA (2105) 1700 i Classic	06/96-	B032123	62	1690	 AVX10X940	ALT
NOVA Estate (2104) 1300	09/85-12/91	BA3 2105	48	1294	 AVX10X940  CT687	ALT CA
OKA (1111) 0.8	02/88-	B6113E	26	750	 AVX10X750  AVX10X825  CT527  CT527K1	ALT, ⇄ 12/1997 ALT, 01/1998⇄ CA CA
PRIORA Estate (2170, 2171, 2172) 1.6	12/08-	BA3 21703, VAZ-21126	60-72	1596	 6PK1115  6PK745  CT1137  CT1137K1	ALT, (AC) ALT, (AC) CA CA
SAMARA (2108, 2109, 2115) 1.5	04/96-	VAZ-2111	57	1499	 AVX10X715  4PK698  6PK698  CT527  CT527K1  CT527K2	ALT ALT, ⇄ 12/1997 ALT, 01/1998⇄ CA CA CA
1100	02/88-12/94	BA3 21081	39	1100	 AVX10X710  4PK698  CT527  CT527K1	ALT ALT CA CA
1300	01/86-12/94	BA3 2108	48	1288	 AVX10X710  4PK698  CT527  CT527K1	ALT ALT CA CA
	02/96-	BA3 21115	50	1288	 AVX10X710  4PK698  CT527  CT527K1	ALT, (CARB) ALT, (PETR INJ), ⇄ 12/1997 CA CA
1500	01/88-	BA3 21083	50-53	1499-1500	 AVX10X710  4PK698  CT527  CT527K1	ALT, (CARB) ALT, (PETR INJ), ⇄ 12/1997 CA CA
	02/95-	BA3 2111	52	1499	 AVX10X710  4PK698  CT527  CT527K2	ALT, (CARB) ALT, (PETR INJ), ⇄ 12/1997 CA CA

LANCIA						
DEDRA (835) 1.6 i.e.	08/89-06/94	835 A1.000	66	1581	 CT605  CT605K1	CA CA
1.9 TDS	04/89-07/99	835 A4.000, 160 D1.000, 835 A4.046	66	1929	 AVX10X725  AVX10X735  5PK906  5PK962  5PK975  5PK990  CT617  CT617K1	PS, MTR-NO 1096005⇄ PS, ⇄ MTR-NO 1096004 ALT ALT, (AC), ⇄ MTR-NO 0933346 ALT, (AC), MTR-NO 0933347⇄ AC CA CA
DELTA II (836) 1.4 i.e.	10/94-08/99	160 A1.046, 836 A4.000	51	1372	 AVX10X685  AVX10X735  AVX10X865  AVX13X1050  4PK962  5PK925  5PK962	PS PS, (AUTOM) ALT AC ALT, (AC) ALT, (PS) ALT, (PS), (AC)

					ContiTech							
LANCIA												
DELTA II (836)												
 1.6 i.e.	06/93-08/99	835 C1.000	55	1581	 CT605	CA						
					 CT605K1	CA						
					 AVX10X690	PS						
					 AVX13X1025	AC						
					 4PK915	ALT						
					 5PK920	ALT, (PS)						
					 5PK962	ALT, (PS), (AC)						
					 CT605	CA						
					 CT605K1	CA						
					1.9 TD	10/94-08/99	835 A4.000, 160 D1.000	66	1929	 AVX10X725	PS	
 5PK900	ALT											
 5PK940	AC											
 5PK970	ALT, AC											
 CT617	CA											
 CT617K1	CA											
DELTA III (844)												
1.4	09/08-	198 A4.000	88	1368						 5PK1150	ALT	
										 5PK1150K1	ALT	
										 CT1049	CA	
					 CT1049K1	CA						
					 CT1049WP1	CA						
					1.6 D Multijet	09/08-	198 A2.000	88	1598	 6PK1374	ALT, ⇨ 12/2009, ⇨ CH-NO 1063140, 1063853	
 6PK1400	ALT, 12/2009⇨, CH-NO 1063141⇨, CH-NO 1063854⇨											
 CT1155	CA											
 CT1155K1	CA											
 CT1155WP1	CA											
 AP9017												
 AP9054												
 VD1065	⇨ 12/2009, ⇨ CH-NO 1063140, 1063853											
 MS30	FOR ART-NO: VD1065											
2.0 D Multijet	09/08-	198 A5.000, 198 A8.000	121	1956						 6PK1374	ALT, ⇨ 12/2009	
										 6PK1400	ALT, 01/2010⇨	
										 CT1105	CA	
										 AP9017		
										 AP9054		
										 VD1065	⇨ 12/2009, ⇨ CH-NO 1063140, 1063853	
										 MS30	FOR ART-NO: VD1065	
					KAPPA (838A)							
					2.0 20V	10/94-10/01	838 A1.000, 838 A6.000	107-114	1998	 6PK1038	ALT, 01/1995⇨	
										 6PK1685	ALT, AC, 01/1995⇨	
 CT880	CA											
 CT880K2	CA											
2.4 JTD	06/98-10/01	838 A8.000	100	2387	 6PK1105	ALT, PS, (-AC)						
					 6PK1740	ALT, PS, AC						
					 CT968	CA						
					 CT968K1	CA						
					 CT968WP1	CA						
					 AP9058							
					 VD1064							
					 MS28	FOR ART-NO: VD1064						
					2.4 T.DS	08/94-10/01	838 A3.000, 838 A7.000	91	2387	 6PK1070	ALT, PS, (-AC), ⇨ 01/1997, ⇨ MTR-NO 0597296	
										 6PK1105	ALT, PS, (-AC), 01/1997⇨, MTR-NO 0597297⇨	
 6PK1720	ALT, PS, AC, ⇨ 01/1997, ⇨ MTR-NO 0597296											
 6PK1740	ALT, PS, AC, 01/1997⇨, MTR-NO 0597297⇨											
 CT918	CA, MTR-NO 130186⇨											
 CT918K1	CA, MTR-NO 130186⇨											
 CT995	CA, ⇨ MTR-NO 130185											
 AP9058												
 VD1064	MTR-NO 0597297⇨											



ContiTech



LANCIA

LYBRA (839AX, 839BX)

1.8 16V

07/99-10/05

839 A4.000, 839

A7.000, 839

A9.000

96

1747



6PK1060

ALT, PS, (-AC), MTR-NO 2850152⇒, 03/2002⇒



6PK1080

ALT, PS, (-AC), ⇒MTR-NO 2850151, ⇒02/2002



6PK1965

ALT, PS, AC, MTR-NO 2850152⇒, 03/2002⇒



6PK1973

ALT, PS, AC, ⇒MTR-NO 2850151, ⇒02/2002



CT877

CA



CT877K2

CA



CT877WP2

CA



CT970

BS



CT970K1

BS

1.9 JTD

07/99-09/00

AR 32302

77

1910



6PK1038

ALT, PS, (-AC)



6PK1836

ALT, PS, (AC)



CT968

CA



CT968K2

CA



CT968WP2

CA



AP9017



AP9058



VD1065



MS30

FOR ART-NO: VD1065

09/00-05/01

AR 37101

81

1910



6PK1038

ALT, (AC)



6PK1836

ALT, (AC)



CT968

CA



CT968K2

CA



CT968WP2

CA



AP9017



VD1065



MS30

FOR ART-NO: VD1065

05/01-10/05

937 A2.000

85

1910



6PK1038

ALT, (AC)



6PK1836

ALT, (AC)



CT968

CA



CT968K2

CA



AP9017



AP9058



VD1065



MS30

FOR ART-NO: VD1065

MUSA (350)

1.3 D Multijet

10/04-

188 A9.000

51

1248



6PK1180

ALT, (AC)



6PK1310

ALT, AC



6PK1310K1

ALT, (AC)



AP9035

09/06-

199 A3.000, 199

B1.000

66-70

1248



6PK1180

ALT, (AC)



6PK1180K3

ALT, (AC)



6PK1310

ALT, (AC)



6PK1310K1

ALT, (AC)



AP9035



AP9082

1.4

09/05-

350 A1.000

57

1368



4PK665

ALT, (AC)



5PK1145

ALT, (AC)



CT1115

CA



CT1115K1

CA



CT1115WP1

CA

10/04-

192 B2.000, 843

A 1.000

66-70

1368



5PK1150

ALT



5PK1150K1

ALT



CT1049

CA



CT1049K1

CA



CT1049WP1

CA

1.4 LPG

11/10-

350 A1.000

57

1368



5PK1150

ALT



CT1115

CA



CT1115K1

CA



CT1115WP1

CA

1.9 D Multijet

10/04-

188 B2.000

74

1910



6PK1195
































































ALT, AC



CT968




























































CA






























































					ContiTech	
LANCIA						
MUSA (350) ↔					 CT968K2  AP9017  AP9054  VD1065  MS30	CA FOR ART-NO: VD1065
PHEDRA (179) 2.2 JTD	09/02-11/10	4HW (DW12ATED4)	94	2179	 6PK1740  6PK1740D1  6PK1740K4  CT1037  CT1037K2  CT1037WP1  AP9019  AP9023  AP9038  AP9040  VD1080  VD1095  MS02	ALT, (AC) ALT, (AC), ↔ 11/2004 ALT, (AC) CA CA CA ↔ 11/2004, ↔ ORG-NO 10248 11/2004↔, ORG-NO 10249↔ FOR ART-NO: VD1080, VD1095
VOYAGER MPV (RT) 2.8 CRD	09/11-	ENS	120	2776	 6PK1740	ALT
Y (840A) 1.1	11/95-09/03	176 B2.000	40	1108	 3PK915  4PK673  4PK698  4PK841  CT973  CT973K1  CT997  CT997K1  CT997WP1	PS ALT, (AC) ALT, (AC) AC CA, ↔ MTR-NO 9042883 CA, ↔ MTR-NO 9042883 CA, MTR-NO 9042884↔ CA, MTR-NO 9042884↔ CA, MTR-NO 9042884↔
1.2	03/96-09/03	840 A3.000, 188 A4.000	44	1242	 3PK915  3PK915  4PK673  4PK698  4PK715  4PK841  4PK855  5PK1570  5PK1585  CT927  CT927K1  CT927WP1  CT999  CT999K1  CT999WP1	PS, ↔ 07/2000 PS, (-AC), 08/2000↔, ↔ 07/2003 ALT, (AC), ↔ MTR-NO 714685 ALT, (AC), 11/1997↔, CH-NO 3200924↔ ALT, (AC), ↔ 10/1997, ↔ CH-NO 3200923 AC, 11/1997↔, ↔ 07/2000, CH-NO 3200924↔ AC, ↔ 10/1997, ↔ CH-NO 3200923 ALT, PS, AC, 01/2002↔, ↔ 09/2003 ALT, PS, AC, 08/2000↔, ↔ 12/2001 CA, ↔ MTR-NO 9042882 CA, ↔ MTR-NO 9042882 CA, ↔ MTR-NO 9042882, MTR-CODE: 840 A3.000, ↔ 04/1999 CA, MTR-NO 9042883↔ CA, MTR-NO 9042883↔ CA, MTR-NO 9042883↔, ↔ 07/2002
1.2 16V	10/00-09/03	188 A5.000	59	1242	 3PK915  4PK673  5PK1570  5PK1585  CT1049  CT1049K1  CT1049WP1	PS ALT, (AC) ALT, (AC), MTR-NO 616580↔ ALT, (AC), ↔ MTR-NO 616579 CA CA CA
	04/97-09/03	176 B9.000	63	1242	 3PK915  4PK673  4PK715  4PK841  4PK855  CT1049  CT1049K1	PS ALT, (AC) ALT, (AC) AC, MTR-NO 3200924↔ AC, ↔ MTR-NO 3200923 CA CA
↔						

					ContiTech	
---	---	---	---	---	-----------	---

LANCIA


























































Y (840A)						
					 CT1049WP1	CA
1.4 12V	10/96-09/03	840 A2.000	59	1370	 6PK1045	ALT, (AC)
					 6PK1845	ALT, (AC)
					 CT878	CA
					 CT878K1	CA
Y10 (156)						
1.0 Fire	03/85-06/89	156 A2.000	33	999	 CT503	CA
					 CT503K1	CA
1.0 Fire, 1.0 Fire CAT	06/85-02/92	156 A2.100, 156 A2.246	32-33	999	 AVX10X675	ALT
					 3PK690	ALT
					 CT503	CA
					 CT503K1	CA
1.1 Avenue	01/95-12/95	176 B2.000	40	1108	 3PK690	ALT, (AC)
					 4PK673	ALT, (AC)
					 4PK815	AC, ⇨ MTR-NO 5088940
					 4PK825	AC, MTR-NO 5088941 ⇨
					 CT973	CA
					 CT973K1	CA
					 CT973WP1	CA
1.1 i.e. Fire	07/89-09/95	156 C.046	37	1108	 3PK690	ALT, (AC), 01/1992 ⇨
					 4PK673	ALT, (AC), 01/1992 ⇨
					 4PK815	AC, ⇨ MTR-NO 5088940
					 4PK825	AC, MTR-NO 5088941 ⇨
					 CT503	CA
					 CT503K1	CA
YPSILON (312, 846)						
0.9 Twinair	05/11-	312 A2.000	63	875	 5PK1150	ALT, (AC)
1.2	05/11-	169 A4.000	51	1242	 4PK665	ALT, (AC)
					 5PK1150	ALT, (AC)
					 5PK1150K1	ALT, (AC)
					 CT1115	CA
					 CT1115K1	CA
					 CT1115WP1	CA
1.3 Multijet	05/11-	199 B1.000	70	1248	 6PK1180	ALT, (AC)
					 6PK1180K3	ALT, (AC)
					 6PK1310	ALT, (AC)
					 6PK1310K1	ALT, (AC)
					 AP9082	
YPSILON (843)						
1.2	10/03-12/11	188 A4.000	44	1242	 4PK665	ALT, (AC)
					 5PK1145	ALT, (AC)
					 5PK1145K1	ALT, (AC)
					 CT1115	CA, MTR-CODE: 188 A4.000, MTR-NO 2533529 ⇨
					 CT1115K1	CA, MTR-CODE: 188 A4.000, MTR-NO 2533529 ⇨
					 CT1115WP1	CA, MTR-CODE: 188 A4.000, MTR-NO 2533529 ⇨
					 CT999	CA, MTR-CODE: 188 A4.000, ⇨ MTR-NO 2533528
					 CT999K1	CA, MTR-CODE: 188 A4.000, ⇨ MTR-NO 2533528
					 CT999WP1	CA, MTR-CODE: 188 A4.000, ⇨ MTR-NO 2533528
		188 A5.000	59	1242	 4PK673	ALT, (AC)
					 5PK1145	ALT, (AC)
					 5PK1145K1	ALT, (AC)
					 CT1049	CA
					 CT1049K1	CA
					 CT1049WP1	CA
	08/10-12/11	169 A4.000	51	1242	 5PK1150	ALT
					 5PK1150K1	ALT
					 CT1115	CA
					 CT1115K1	CA
					 CT1115WP1	CA
1.3 D Multijet	09/06-12/11	199 A2.000	55	1248	 6PK1180	ALT, (AC)
					 6PK1180K3	ALT, (AC)



					ContiTech		
LANCIA							
YPSILON (843)							
					 6PK1310  6PK1310K1  AP9035	ALT, (AC) ALT, (AC)	
		199 A3.000	66	1248	 6PK1180  6PK1180K3  6PK1310  6PK1310K1  AP9035  AP9082	ALT, (AC) ALT, (AC) ALT, (AC) ALT, (AC)	
	1.4	02/06-12/11	350 A1.000	57	1368	 4PK665  5PK1145  5PK1145K1  CT1115  CT1115K1  CT1115WP1	ALT, (AC) ALT, (AC) ALT, (AC) CA CA CA
	1.4 16V	10/03-12/11	843 A 1.000	70	1368	 4PK673  5PK1145  5PK1145K1  CT1049  CT1049K1  CT1049WP1	ALT, (AC) ALT, (AC) ALT, (AC) CA CA CA
	1.4 LPG	11/10-12/11	350 A1.000	57	1368	 5PK1150  5PK1150K1  CT1115  CT1115K1  CT1115WP1	ALT ALT CA CA CA
LAND ROVER							
DEFENDER (LD, LD.)							
2.4 Td4 4x4	05/07-	ZSD-424	90	2402	 7PK2958  AP9063	ALT, (AC)	
2.5 90,110 TDI 4x4	09/90-12/98	23 L, 11 L, 16 L	83	2495	 AVX10X1025  AVX13X725  4PK1325  7PK1580  7PK1593  CT952  CT953	ALT, MTR-CODE: 11L PS, MTR-CODE: 11L AC, MTR-CODE: 16L ALT, MTR-NO 16L25165⇄, MTR-CODE: 16L ALT, ⇄MTR-NO 16L25164, MTR-CODE: 16L CA, 01/1995⇄ CA, ⇄12/1994	
2.5 Td5 4x4	06/98-	10 P, 14 P, 15 P	90	2495	 7PK1715  7PK1801	ALT, PS AC	
DISCOVERY I (LJ, LG)							
2.5 TDI 4x4	10/89-10/98	12 L, 19 L, 21 L, 17 L	83	2496	 AVX10X613  AVX13X1025  AVX13X1350  CT953	ALT PS AC CA	
DISCOVERY II (LJ, LT)							
2.5 Td5 4x4	01/99-06/04	10 P, 15 P	102	2495	 7PK1715  7PK1801  7PK1867	ALT, (AC), (-LC) ALT, (AC), (-LC) ALT, (AC), (LC)	
4.0 V8 4x4	11/98-06/04	56 D	136	3950	 7PK1770  7PK1855  7PK1867  7PK2255  7PK2345  7PK2710	MTR-CODE: 56D, ALT, (AC), (-LC), ⇄06/2004 MTR-CODE: 35D/35L/37L, ALT, (AC), MTR-NO 36D50530⇄, 38D32140⇄, ⇄12/1998 MTR-CODE: 35D/35L/37L, ALT, (AC), ⇄MTR-NO 36D50529, 38D32139, ⇄12/1998 MTR-CODE: 35D/35L/37L, ALT, (AC), ⇄MTR-NO 36D50529, 38D32139 MTR-CODE: 56D, ALT, (AC), (-LC), ⇄06/2004 MTR-CODE: 56D, ALT, (AC), (LC)	
DISCOVERY III (TAA)							
2.7 TD 4x4	07/04-09/09	276DT	140	2720	 8PK2092  CT1117	ALT CA	

























					ContiTech	
---	---	---	---	---	-----------	---

LAND ROVER



















DISCOVERY III (TAA)						
					 CT1117K1	CA
					 CT1118	INJP
					 CT1118K1	INJP
DISCOVERY IV (LA)						
2.7 TD 4x4	09/09-	276DT	140	2720	 8PK2092	ALT
					 CT1117	CA
					 CT1117K1	CA
3.0 TD 4x4, 3.0 SDV6 4x4	09/09-	306DT, 30DDTX	155-188	2993	 6PK2100	ALT
					 CT1117	CA
					 CT1117K1	CA
FREELANDER (LN)						
1.8 16V 4x4	11/00-10/06	18 K4F	86	1796	 3PK750	PS
					 5PK1190	ALT, AC, ⇄CH-NO YA999999
					 5PK1200	ALT, AC, CH-NO 1A000001⇄
					 5PK736	ALT, (-AC)
					 CT929	CA, (MANL-TP)
					 CT929K2	CA, (MANL-TP)
					 CT974	CA, (AUTOM-TP)
					 CT974K1	CA, (AUTOM-TP)
1.8 i 16V 4x4	02/98-11/00	18 K4F	88	1796	 3PK750	PS
					 5PK1190	ALT, AC
					 5PK736	ALT
					 CT929	CA, (MANL-TP)
					 CT929K2	CA, (MANL-TP)
					 CT974	CA, (AUTOM-TP)
					 CT974K1	CA, (AUTOM-TP)
					 CT974WP1	CA, (AUTOM-TP)
2.0 DI 4x4	02/98-11/00	20 T2N	72	1994	 6PK1185	ALT
					 6PK1460	ALT, AC
					 CT1041	CA, MTR-NO 18N000243⇄, 17N000187⇄
					 CT1041K1	CA, MTR-NO 18N000243⇄, 17N000187⇄
					 CT1042	INJP
					 CT1042K1	INJP
2.0 Td4 4x4	11/00-10/06	204D3, M 47	82	1951	 5PK2030	ALT
					 5PK875	AC
					 VD1087	MTR-CODE: M47
FREELANDER 2 (FA_)						
2.2 SD4 4x4, 2.2 TD4 4x4	10/06-10/14	224DT, DW12BTED4	110-140	2179	 6PK1743	ALT
					 CT1142	CA
					 CT1142K1	CA
					 AP9023	
FREELANDER Soft Top						
1.8 i 16V 4x4	02/98-10/06	18 K4F	88	1796	 3PK750	PS
					 5PK1190	ALT, AC, ⇄CH-NO YA999999
					 5PK1200	ALT, AC, CH-NO 1A000001⇄
					 5PK736	ALT, (-AC)
					 CT929	CA, (MANL-TP)
					 CT929K2	CA, (MANL-TP)
					 CT974	CA, (AUTOM-TP)
					 CT974K1	CA, (AUTOM-TP)
2.0 DI 4x4	02/98-10/06	20 T2N	72	1994	 6PK1185	ALT
					 6PK1460	ALT, AC
					 CT1041	CA, MTR-NO 18N000243⇄, 17N000187⇄
					 CT1041K1	CA, MTR-NO 18N000243⇄, 17N000187⇄
					 CT1042	INJP
					 CT1042K1	INJP
RANGE ROVER EVOQUE (LV)						
2.2 D, 2.2 D 4x4	06/11-	224DT	110-140	2179	 6PK1205	ALT
					 CT1142	CA
					 CT1142K1	CA
RANGE ROVER II (LP)						
2.5 D 4x4	07/94-03/02	25 6T (BMW)	100	2497	 4PK841	AC, MTR-CODE: BMW

					ContiTech	
---	---	---	---	---	------------------	---

LAND ROVER

RANGE ROVER II (LP)						
					 4PK855	AC, OE-NO STC2326
					 5PK1815	ALT, MTR-CODE: BMW
4.6 4x4	07/94-03/02	46 D	165	4553	 7PK1867	ALT, (AC), ⇨ CH-NO WA410481
					 7PK2120	ALT, (AC), ⇨ CH-NO WA410481
					 7PK2337	ALT, (AC), CH-NO XA410482⇨, OE-NO PQS101630
RANGE ROVER III (LM)						
3.0 D 4x4	03/02-08/12	306D1	130	2926	 5PK2020	ALT
					 5PK813	AC
4.4 4x4	03/02-08/12	M62 B44	210	4398	 5PK1005	AIRC
					 7PK1635	ALT
RANGE ROVER IV (LG)						
3.0 D 4x4, 3.0 D Hybrid 4x4	08/12-	306DT	155-250	2993	 CT1117	CA
					 CT1117K1	CA
RANGE ROVER SPORT (LS)						
2.7 D 4x4	02/05-03/13	276DT	140	2720	 8PK2092	ALT, OE-NO PQS500370
					 CT1117	CA
					 CT1117K1	CA
					 CT1118	INJP
					 CT1118K1	INJP
3.0 D 4x4	09/09-03/13	30DDTX	180-188	2993	 6PK2100	ALT
					 6PK2498	ALT, (ELECTR. DAMPER-CONTROL)
					 CT1117	CA
					 CT1117K1	CA
3.6 D 4x4	04/06-03/13	368DT	200	3628	 8PK1955	ALT
RANGE ROVER SPORT (LW)						
3.0 D 4x4, 3.0 D Hybrid 4x4	04/13-	306DT, 30DDTX	155-250	2993	 CT1117	CA
					 CT1117K1	CA



LEXUS

GS (GRS19_, UZS19_, GWS19_) 300						
	04/05-11/11	3GR-FSE	183	2995	 7PK1549	ALT
IS I (JCE1_, GXE1_) 200						
	04/99-07/05	1G-FE	114	1988	 3PK890	PS
					 4PK1070	ALT
					 4PK900	AC
					 CT876	CA
IS II (GSE2_, ALE2_, USE2_) 220d						
	10/05-	2AD-FHV	130	2231	 7PK1867	ALT
					 AP9076	
250	10/05-	4GR-FSE	153	2499	 7PK1549	ALT
RX (GYL1_, GGL15, AGL10) 350 AWD						
	12/08-	2GR-FE	204	3456	 7PK1549	ALT
450h AWD	12/08-	2GR-FXE	183	3456	 7PK1687	ALT
RX (MCU15) 300, 300 AWD						
	07/00-05/03	1MZ-FE	148	2995	 4PK875	PS
					 6PK1038	ALT
					 CT1029	CA
RX (MHU3_, GSU3_, MCU3_) 300						
	05/03-12/08	1MZ-FE	150	2995	 4PK875	PS
					 6PK1038	ALT
					 CT1029	CA
350 AWD	02/06-12/08	2GR-FE	203	3456	 6PK1038	ALT
400h AWD	09/04-12/08	3MZ-FE	155	3311	 CT1029	CA, 04/2005⇨

LTI



























































TX 2.7 TD						
	01/97-	TD27	60	2663	 AVX13X1150	ALT
					 AVX13X925	AC

MAZDA



































































121 II (DB) 1.3 i 16V						
	11/90-03/96	B3 (16V)	53	1324	 4PK850	PS
					 4PK875	ALT



































































































































					ContiTech	
---	---	---	---	---	-----------	---

MAZDA						
121 II (DB)						
					 4PK875	AC
					 4PK962	PS, (AC)
					 CT1024	CA, CH-NO 124779⇒
					 CT1024K1	CA
					 CT603	CA, ⇒CH-NO 124779
121 III (JASM, JBSM)						
1.25	03/96-04/03	DHF, DHG	55	1242	 6PK1180	ALT
					 6PK1750	ALT, PS
					 6PK1775	ALT, AC
					 CT881	CA
					 CT881K1	CA, ⇒02/1997
					 CT881K2	CA, 05/1998⇒
					 CT881K4	CA, 03/1997⇒, ⇒04/1998
					 CT881WP1	CA, 05/1998⇒
1.3	03/96-04/03	JJK, JJM, J4R, J4T	37-44	1299	 6PK1440	ALT, (PS), (AC)
					 6PK1733	ALT, (PS), (-AC)
					 6PK1900	ALT, (PS), (AC)
					 6PK862	ALT, (-PS), (-AC)
2 (DE)						
1.3, 1.3 MZR	10/07-06/15	ZJ-VE	55-63	1349	 6PK1840	ALT
1.4 MZR-CD	01/08-06/15	Y404	50	1399	 6PK800	ALT, (-AC)
					 6PK800K1	ALT, (AC), ⇒04/2010
					 6PK976	ALT, (AC)
					 6PK976K1	ALT, (AC)
					 CT1063	CA
					 CT1063K1	CA
					 CT1063WP2	CA
					 AP9019	
					 VD1094	
1.5, 1.5 MZR	10/07-06/15	ZY-VE, ZY-DE, ZY05, ZY66	75-76	1498	 6PK1840	ALT, (AC)
2 (DY)						
1.2	02/03-	FUJA	55	1242	 5PK694 ELAST	PS, (AC)
					 5PK694 ELAST T1	PS, (AC)
					 6PK1019 ELAST	ALT, (-AC)
					 6PK1019 ELAST T2	ALT, (AC)
					 CT881	CA
					 CT881K2	CA, ⇒04/2005
					 CT881K3	CA, 05/2005⇒
					 CT881K5	CA, 08/2009⇒
1.25	04/03-	FUJA	55	1242	 5PK694 ELAST	PS, (AC)
					 6PK1019 ELAST	ALT, (AC)
					 6PK1019 ELAST T1	ALT, (PS), (AC)
					 6PK1042 ELAST	ALT, (-AC)
					 6PK1042 ELAST T1	ALT, (PS), (-AC)
					 CT881	CA
					 CT881K2	CA, ⇒04/2005
					 CT881K3	CA, 05/2005⇒, ⇒08/2009
					 CT881K5	CA, 08/2009⇒
					 CT881WP1	CA, ⇒04/2005
					 CT881WP2	CA, 02/2005⇒, ⇒08/2009
1.4	04/03-	FXJA	59	1388	 5PK694 ELAST	PS, (AC)
					 6PK1019 ELAST	ALT, (AC)
					 6PK1019 ELAST T1	ALT, (PS), (AC)
					 6PK1042 ELAST	ALT, (-AC)
					 6PK1042 ELAST T1	ALT, (PS), (-AC)
					 CT881	CA
					 CT881K2	CA, ⇒02/2005
					 CT881K3	CA, 02/2005⇒, ⇒08/2009
					 CT881K5	CA, 08/2009⇒
					 CT881WP1	CA, ⇒02/2005
























































































































					ContiTech	
MAZDA						
2 (DY)						
					 CT881WP2	CA, 02/2005⇨, ⇨08/2009
1.4 CD	04/03-	F6JA, F6JB	50	1399	 6PK1345	ALT, (-AC)
					 6PK1345K1	ALT, (-AC)
					 6PK1705	ALT, (-AC)
					 6PK1705K2	ALT, (-AC)
					 CT1063	CA
					 CT1063K1	CA
					 CT1063WP2	CA
					 AP9038	
					 AP9070	
					 VD1094	
3 (BK)						
1.4	10/03-06/09	ZJ-VE	62	1349	 6PK2013	ALT, (-AC)
					 6PK2013	ALT, (-AC)
1.6	10/03-06/09	B6ZE	77	1598	 6PK2013	ALT
	02/04-	Z6	77	1598	 AP9080	
					 6PK2013	ALT, (-AC)
					 6PK2013	ALT, (-AC)
					 AP9080	
1.6 DI Turbo	06/04-	Y601	80	1560	 6PK800	ALT, (-AC)
					 6PK800K1	ALT, (-AC)
					 6PK976	ALT, (-AC)
					 6PK976K1	ALT, (-AC)
					 CT1092	CA
					 CT1092K1	CA
					 CT1092WP1	CA
					 AP9029	ALT, (Denso), FOR ALT: 120A, OE-NO Y601-18-300
					 VD1094	
2.0	10/03-	LF17	110	1999	 5PK694 ELAST	AC, (AUTOM)
					 5PK694 ELAST T1	AC, (AUTOM)
					 5PK716 ELAST	AC, (MANL)
					 5PK716 ELAST T1	AC, (MANL)
					 6PK1306	ALT
2.3 MPS Turbo	12/06-06/09	L3-VDT, L3N9	191	2261	 6PK2315	ALT
3 (BL)						
1.6 MZR	06/09-	Z6	77	1598	 6PK1863	ALT
					 AP9080	
1.6 MZR CD	12/08-	Y601, Y642	80	1560	 6PK976	ALT
					 6PK976K1	ALT
					 CT1092	CA
					 CT1092K1	CA
					 AP9019	
					 AP9029	ALT, (Denso), FOR ALT: 120A, OE-NO Y601-18-300
	11/10-	Y655, Y650	85	1560	 6PK962	ALT
					 CT1162	CA
					 CT1162K1	CA
					 CT1162WP1	CA
					 AP9029	ALT, (Denso), FOR ALT: 120A, OE-NO Y601-18-300
					 VD1096	
2.0 MZR	06/09-	LF17, LF-DE	110	1999	 5PK694 ELAST	AC, (AUTOM)
					 5PK694 ELAST T1	AC, (AUTOM)
					 5PK716 ELAST	AC, (MANL)
					 5PK716 ELAST T1	AC, (MANL)
					 6PK1306	ALT
2.0 MZR DISI	06/09-	LF5W, LF5H	111	1999	 5PK716 ELAST	AC
					 6PK1306	ALT, (MANL), (START-STOP), ALT, (AUTOM)
					 6PK1330	ALT, (MANL), (START-STOP)
3 (BM)						
2.0	09/13-	PEY7	88	1998	 6PK962	ALT
323 C IV (BG)						
1.3 16V	09/89-07/94	B3 (16V)	54	1324	 AVX13X900	ALT
					 4PK1000	AC, (PS)
						

					ContiTech	
MAZDA						
323 C IV (BG)						
↕					 4PK885	AC, (-PS)
					 4PK890	PS
					 CT1024	CA
					 CT1024K1	CA
1.6 16V	03/91-10/94	B6	65	1598	 AVX13X900	ALT
					 4PK1000	AC, (PS)
					 4PK885	AC, (-PS)
					 4PK890	PS
					 CT1024	CA
					 CT1024K1	CA
323 CV (BA)						
1.3 16V	08/94-09/98	B3 (16V)	54	1324	 4PK1000	PS, (AC), (JCS)
					 4PK875	AC, ⇄CH-NO 344369
					 4PK885	ALT
					 4PK890	PS, (-AC)
					 4PK990	PS, (AC), (MANA)
					 CT1024	CA
					 CT1024K1	CA
1.5 16V	08/94-09/98	Z5-DE	65	1489	 4PK1000	PS, (AC), (AIRC)
					 4PK885	ALT
					 4PK890	PS, (-AC)
					 4PK990	PS, (AC), (-AIRC)
					 CT1047	CA, CH-NO BA1...605121⇄
					 CT1047K1	CA, CH-NO BA1...605121⇄
					 CT899	CA, ⇄CH-NO BA1...605120
					 CT899K1	CA, ⇄CH-NO BA1...605120
323 F IV (BG)						
1.6	04/91-04/94	B67L, B67J, B67K	66	1597	 AVX13X900	ALT
					 4PK1000	AC, (PS), AC, (PS), COLD COUNTRIES
					 4PK1015	AC, (PS), HOT COUNTRIES
					 4PK885	AC, (-PS), AC, (-PS), COLD COUNTRIES
					 4PK890	PS, AC, (-PS), HOT COUNTRIES
					 CT1024	CA
					 CT1024K1	CA
1.6 16V	03/91-10/94	B6	65	1598	 AVX13X900	ALT
					 4PK1000	AC, (PS)
					 4PK885	AC, (-PS)
					 4PK890	PS
					 CT1024	CA
					 CT1024K1	CA
323 F V (BA)						
1.5 16V	07/94-09/98	Z5-DE	65	1489	 4PK1000	PS, (AC), (AIRC)
					 4PK885	ALT
					 4PK890	PS, (-AC)
					 4PK985	PS, (AC), (-AIRC)
					 CT1047	CA, CH-NO BA1...605121⇄
					 CT1047K1	CA, CH-NO BA1...605121⇄
					 CT899	CA, ⇄CH-NO BA1...605120
					 CT899K1	CA, ⇄CH-NO BA1...605120
1.8 16V	08/94-09/98	BP-ZE	84	1840	 4PK1000	PS, (AC), (JCS)
					 4PK885	ALT
					 4PK890	PS, (-AC)
					 4PK990	PS, (AC), (MANA)
					 CT769	CA
					 CT769K1	CA
323 F VI (BJ)						
1.4	01/01-05/04	B3 (16V)	53	1324	 4PK1000	PS, (AC)
					 4PK885	ALT
					 4PK890	PS, (-AC)
					 CT1024	CA
					 CT1024K1	CA
1.4 16V	09/98-01/01	B3 ME	54	1324	 4PK1000	PS, (AC), ⇄CH-NO BA...344 369
↗						

					ContiTech	
MAZDA						
323 F VI (BJ)						
					 4PK850  4PK870  4PK885  4PK890  4PK990  CT1024  CT1024K1	AC, (-PS), (-AIRF), CH-NO BA...344 370⇒ AC, (-PS), ⇒CH-NO BA...344 369 ALT AC, (-PS), CH-NO BA...344 370⇒, (AIRF) PS, (AC), CH-NO BA...344 370⇒ CA CA
1.5 16V	09/98-01/01	ZL06, ZL05	65	1498	 4PK1000  4PK885  4PK890  CT1047  CT1047K1	PS, (AC) ALT PS, (-AC) CA CA
1.6	01/01-05/04	ZM	70-72	1598	 4PK1000  4PK885  4PK890  CT1047  CT1047K1	PS, (AC) ALT PS, (-AC) CA CA
1.9 16V	09/98-01/01	FP, FP55	84	1840	 4PK920  5PK1030  5PK1165  CT972  CT972K1	ALT PS, (-AC) PS, (AC) CA CA
2.0	01/01-05/04	FS7E, FS7G	96	1991	 4PK920  5PK1030  5PK1165  CT787  CT787K1	ALT PS, (-AC) PS, AC CA CA
2.0 TD	01/01-05/04	RF4F	74	1998	 2X12,7X1057La  CT1133  CT1133K1  CT1133K2	ALT, (AC) CA CA CA
323 P V (BA)						
1.3 16V	10/96-	B3 (16V)	54	1324	 4PK1000  4PK850  4PK870  4PK885  4PK890  4PK990  CT1024  CT1024K1	PS, (AC), ⇒CH-NO BA...344 369 AC, (-PS), (-AIRF), CH-NO BA...344 370⇒ AC, (-PS), ⇒CH-NO BA...344 369 ALT AC, (-PS), (AIRF), CH-NO BA...344 370⇒ PS, (AC), CH-NO BA...344 370⇒ CA CA
1.5 16V	10/96-	Z5-DE	65	1489	 4PK1000  4PK885  4PK890  4PK990  CT1047  CT1047K1  CT899  CT899K1	PS, AC, (AIRC) ALT PS, (-AC) PS, AC, (-AIRC) CA, CH-NO BA1...605121⇒ CA, CH-NO BA1...605121⇒ CA, ⇒CH-NO BA1...605120 CA, ⇒CH-NO BA1...605120
323 S IV (BG)						
1.6 16V	08/89-10/94	B6	65	1598	 AVX13X900  4PK1015  4PK885  4PK890  CT1024  CT1024K1	ALT AC, (PS) AC, (-PS) PS CA CA
323 S V (BA)						
1.5 16V	08/94-09/98	Z5-DE	65	1489	 4PK1000  4PK885  4PK890  4PK990  CT1047	PS, (AC), (AIRC) ALT PS, (-AC) PS, (AC), (-AIRC) CA, CH-NO BA1...605121⇒























































					ContiTech	
---	---	---	---	---	-----------	---

MAZDA						
323 S V (BA)						
1.6 TD	05/94-09/98	4EE1-T	60	1686	 CT1047K1	CA, CH-NO BA1-...605121⇨
					 CT899	CA, ⇨CH-NO BA1-...605120
					 CT899K1	CA, ⇨CH-NO BA1-...605120
					 AVX10X913	PS
					 AVX13X1138	AC
					 CT748	CA
					 CT748K6	CA
323 S VI (BJ)						
1.5 16V	09/98-01/01	ZL06, ZL05	65	1498	 4PK1000	PS, (AC)
					 4PK885	ALT
					 4PK890	PS, (-AC)
					 CT1047	CA
					 CT1047K1	CA
1.6	01/01-05/04	ZM	72	1598	 4PK1000	PS, (AC)
					 4PK885	ALT
					 4PK890	PS, (-AC)
					 CT1047	CA
					 CT1047K1	CA
5 (CR19)						
1.8	03/05-	L823	85	1798	 5PK694 ELAST	AC, (AUTOM)
					 5PK694 ELAST T1	AC, (AUTOM)
					 5PK716 ELAST	AC, (MANL)
					 5PK716 ELAST T1	AC, (MANL)
					 6PK1306	ALT
2.0	03/05-	LFF7	107	1999	 5PK694 ELAST	AC, (AUTOM)
					 5PK694 ELAST T1	AC, (AUTOM)
					 5PK716 ELAST	AC, (MANL)
					 5PK716 ELAST T1	AC, (MANL)
					 6PK1306	ALT
2.0 CD	03/05-	RF7J	81-105	1998	 8PK1175	ALT, (-AC)
					 8PK1226	ALT, (AC)
					 CT1136	CA
					 CT1136K1	CA
					 AP9049	
5 (CW)						
1.6 CD	09/10-	Y655, Y650	85	1560	 6PK962	ALT
					 CT1162	CA
					 CT1162K1	CA
					 CT1162WP1	CA
					 AP9049	
					 VD1096	
1.8 MZR	09/10-	L850	85	1798	 6PK1306	ALT, (-START-STOP)
					 6PK1330	ALT, (START-STOP)
2.0	09/10-	LF5H	110	1999	 5PK716 ELAST	AC
					 6PK1306	ALT, (MANL), (-START-STOP), ALT, (AUTOM)
					 6PK1330	ALT, (MANL), (START-STOP)
6 (GJ, GG, GH, GY)						
1.8	08/02-08/07	L813	88	1798	 6PK2160	ALT, (-AC), ⇨02/2005
					 6PK2250	ALT, (AC), ⇨02/2005
					 6PK2260	ALT, (AC), 03/2005⇨, ⇨01/2008
					 AP9080	
1.8 MZR	08/07-	L813	88	1798	 6PK2241	ALT
2.0	06/02-08/07	LF17, LF18	104	1999	 6PK2160	ALT, WP, PS, (-AC)
					 6PK2260	ALT, WP, PS, AC
					 AP9080	
	03/05-08/07	LFF7	108	1999	 6PK2260	ALT, ⇨01/2008
	01/13-	PEY7	121	1998	 6PK962	ALT
2.0 DI	08/02-08/07	RF5C	89-100	1998	 8PK1175	ALT, (-AC), ⇨02/2005, MTR-CODE: RF5C
					 8PK1226	ALT, (AC), ⇨02/2005, MTR-CODE: RF5C
					 8PK1226	RF7J, 03/2005⇨, ALT
					 CT1136	CA, MTR-CODE: RF7J, 03/2005⇨































































					ContiTech	
MAZDA						
6 (GJ, GG, GH, GY)						
					 CT1136K1  CT1145  CT1145K1  AP9049	CA, MTR-CODE: RF7J, 03/2005⇒ CA, MTR-CODE: RF5C, ⇒02/2005 CA, MTR-CODE: RF5C, ⇒02/2005
	06/05-08/07	RF7J	105	1998	 8PK1226  CT1136  CT1136K1  AP9049	ALT CA CA
	2.0 MZR	08/07-	LF17	108	1999	 6PK2241 ALT
	2.0 MZR-CD	08/07-	RF7J	103	1998	 8PK1175 ALT, (AC)  8PK1230 ALT, (AC)  CT1136 CA  CT1136K1 CA  AP9049
	2.2 D	12/12-	SHY1	110-129	2191	 6PK1190 ALT
	2.2 MZR-CD	01/09-	R2AA	120	2184	 AP9049
	2.3	06/02-08/07	L3C1	122	2261	 6PK2215 ALT, (AC), ⇒02/2005  6PK2310 ALT, (AC), ⇒02/2005  AP9080
626 IV (GE)						
1.8	08/91-04/97	FP	77	1840	 4PK925 ALT  5PK1025 PS  5PK1150 PS, AC  CT972 CA  CT972K1 CA	
2.0 i	08/91-04/97	FS	85	1991	 4PK920 ALT  5PK1030 PS  5PK1165 PS, AC  CT787 CA  CT787K1 CA	
626 V (GF)						
1.8	05/97-10/02	FP, FPY3	66-74	1840	 4PK920 ALT  5PK1030 PS, (AC)  5PK1165 PS, (AC)  CT972 CA  CT972K1 CA	
2.0 Turbo DI	04/98-10/02		74	1998	 2X12,7X1057La ALT, (AC)  CT1133 CA  CT1133K1 CA  CT1133K2 CA	
2.0, 2.0 H.P.	05/97-10/02	FS, FS2C	85-100	1991	 4PK920 ALT  5PK1030 PS  5PK1165 PS, AC  CT787 CA  CT787K1 CA, MTR-CODE: FS	
626 V Station Wagon (GW)						
2.0	02/98-10/02	FS	85	1991	 4PK920 ALT  5PK1030 PS  5PK1165 PS, AC  CT787 CA  CT787K1 CA, MTR-CODE: FS	
B-SERIE (UN)						
2.5 D, 2.5 D 4WD, 2.5 TD 4WD	06/99-	WLE7, MD25TI	62-80	2500	 AVX13X1000 AC, ⇒05/2006, ⇒CH-NO 425318  AVX13X975 AC, 05/2006⇒, CH-NO 425319⇒  CT1020 CA	
BT-50 (CD, UN)						
2.5 MRZ-CD 4x4	12/06-	WLAA	105	2499	 AVX13X975 AC  CT1151 CA	
CX-5 (KE, GH)						
2.0, 2.0 AWD	11/11-	PEY7, PEY6	118-121	1998	 6PK962 ALT, (AC)	

					ContiTech	
---	---	---	---	---	-----------	---

MAZDA

CX-5 (KE, GH)						
 2.2 D, 2.2 D AWD	04/12-	SHY1	110-129	2191	 6PK1190	ALT, (AC)
CX-7 (ER)						
2.2 MZR-CD, 2.2 MZR-CD AWD	09/09-	R2AA	120-127	2184	 AP9049	
2.3 MZR DISI Turbo	09/09-	L3-VDT	191	2261	 6PK2285  6PK2315	ALT, (AUTOM) ALT, (MANL)
DEMIO (DW)						
1.3 16V	08/98-	B3 ME	46	1324	 4PK850  4PK875  4PK885  4PK950  CT1024  CT1024K1	PS, (-AC) PS, (AC), 10/1999⇒ ALT PS, (AC), ⇒09/1999 CA CA
1.5 16V	04/00-07/03	B5 E	55	1498	 4PK875  4PK875  CT1024  CT1024K1	ALT, 1x PS, (AC), 1x CA CA
E-SERIE Box (SR2)						
E2000	06/94-05/03	FE (8V)	70	1998	 AVX13X1000  AVX13X775  AVX13X825  AVX13X950  AVX13X950  AVX13X950  CT765  CT765K1	ALT PS PS, (4WD) AC ALT, (AC) ALT, (4WD) CA CA
E2200 D	02/97-08/02	R2	52	2184	 AVX13X1175  AVX13X875  AVX13X900  AVX13X925  CT832	ALT PS, (RWD) PS PS, (4WD) CA
	03/91-05/03	R203, R207	47	2184	 AVX13X1125  AVX13X1175  AVX13X875  AVX13X900  AVX13X950  CT532	ALT, ⇒CH-NO SR1H32-726218, SD1.32-705777 ALT, CH-NO SR1H32-726219⇒, CH-NO SD1.32-705778⇒ PS, (RWD) AC PS, (4WD) CA
E2200 D 4WD	02/97-05/03	R2	52	2184	 AVX13X1175  AVX13X875  AVX13X925  CT832	ALT PS, (RWD) PS, (4WD) CA
E-SERIE Platform/Chassis (SD1)						
E2200 D	11/88-03/97	R281	47	2184	 AVX13X1125  AVX13X1125  AVX13X1175  AVX13X1175  AVX13X875  AVX13X900  AVX13X950  CT532	ALT, ⇒CH-NO SD1.32-705777 ALT, ⇒CH-NO SR1H32-726218 ALT, CH-NO SD1.32-705778⇒ ALT, CH-NO SR1H32-726219⇒ PS, (RWD) AC PS, (4WD) CA
MPV II (LW)						
2.0 DI	07/02-02/06	RF5C	100	1998	 8PK1230  CT1145  CT1145K1  AP9049	ALT, (AC) CA, MTR-CODE: RF5C CA, MTR-CODE: RF5C
MX-3 (EC)						
1.6 i	01/94-	B6D	79	1598	 4PK1015  4PK885  4PK890  CT769	AC ALT PS CA































































































































					ContiTech		
MAZDA							
MX-3 (EC)							
					 CT769K1	CA	
MX-5 I (NA)							
1.6	05/90-04/98	8AN1, B64F	66-85	1598	 AVX13X900	ALT	
					 4PK855	PS, (-AC)	
					 4PK954	PS, (AC)	
					 CT769	CA	
					 CT769K1	CA	
MX-5 II (NB)							
1.6 16V	05/98-10/05	B6D	81	1598	 4PK860	PS, (-AC)	
					 4PK885	ALT	
					 4PK950	PS, (AC)	
					 CT769	CA	
					 CT769K1	CA	
1.8	01/98-07/02	BPD	103	1839	 4PK850	PS, (-AC)	
					 4PK890	ALT, WP	
					 4PK950	PS, AC	
					 CT769	CA	
					 CT769K1	CA	
1.8 16V	11/00-10/05	BP-ZE, BPD	107	1840	 4PK860	PS, (-AC)	
					 4PK885	ALT, WP	
					 4PK950	PS, (AC)	
					 CT769	CA	
					 CT769K1	CA	
		BPD	102	1840	 4PK860	PS, (-AC)	
					 4PK890	ALT, WP	
					 4PK950	PS, AC	
					 CT769	CA	
					 CT769K1	CA	
MX-5 III (NC)							
1.8	03/05-	L828, L8-DE	93	1798	 6PK2160	ALT, (-AC), 11/2005⇒	
					 6PK2245	ALT, (AC), 11/2005⇒	
2.0	09/08-	LF62, LF-DE	118	1999	 6PK2160	ALT, (-AC), 11/2005⇒	
					 6PK2245	ALT, (AC), 11/2005⇒	
PREMACY (CP)							
1.9	07/99-03/05	FP	74-84	1840	 4PK920	ALT	
					 5PK1030	PS, (-AC)	
					 5PK1165	PS, (AC)	
					 CT972	CA	
					 CT972K1	CA	
2.0	11/01-03/05	FS7E, FS7G	96	1991	 4PK920	ALT	
					 5PK1030	PS, (-AC)	
					 5PK1165	PS, (AC)	
					 CT787	CA	
					 CT787K1	CA	
2.0 TD	10/99-03/05	RF3F, RF4F	66-74	1998	 2X12,7X1057La	ALT, (AC)	
					 CT1133	CA	
					 CT1133K1	CA	
					 CT1133K2	CA	
RX 8 (SE17)							
2.6 Wankel	10/03-06/12	13B-MSP	141-170	1308	 4PK780	AC	
					 5PK820	ALT, WP	
TRIBUTE (EP)							
2.0 4WD	03/00-05/08	YF	91	1989	 6PK1973	ALT, (-AC)	
					 6PK2100	ALT, (AC)	
					 CT978	CA	
XEDOS 6 (CA)							
2.0 V6	01/92-05/94	KF1	106	1995	 4PK925	PS	
					 5PK1015	ALT, (AC)	
					 5PK860	ALT, (-AC)	
					 CT829	CA	
					 CT829K1	CA	
							



					ContiTech	
---	---	---	---	---	-----------	---

MERCEDES-BENZ



























































 100 Box (631) D	02/88-02/96	OM 616.963	53-55	2399	 AVX13X1000	ALT, WP, OE-NO 0059976892
					 AVX13X1015	ALT, WP, OE-NO 0059977192
190 (W201) 2.0	10/82-10/84	M 102.921	66	1996	 AVX10X1005	ALT, ⇨08/1984
					 AVX13X750	PS, ⇨08/1984
					 AVX13X875	AC, ⇨08/1984
					 6PK1020	ALT, 09/1984⇨
					 6PK1885	ALT, PS, 09/1984⇨
					 6PK1980	ALT, PS, AC, 09/1984⇨
	09/84-05/90	M 102.924	75-77	1996	 AVX13X875	AC
					 6PK1020	ALT
					 6PK1885	ALT, PS
					 6PK1980	ALT, PS, AC
D 2.0	08/83-08/93	OM 601.911	53-55	1997	 6PK1015	ALT
					 6PK2050	ALT, PS
					 6PK2120	ALT, PS, AC
D 2.5	04/85-08/93	OM 602.911	66-69	2497	 6PK1015	ALT
					 6PK2030	ALT, PS
					 6PK2100	ALT, PS, AC
E 1.8	04/90-08/93	M 102.910	80	1797	 6PK1885	ALT
					 6PK1980	ALT, AC
E 2.0	01/85-08/93	M 102.962	87	1996	 6PK1020	ALT
					 6PK1885	ALT, PS
					 6PK1980	ALT, PS, AC
	10/82-06/93	M 102.962, M 102.961	90	1996	 AVX10X1005	ALT, ⇨08/1984
					 AVX13X750	PS, ⇨08/1984
					 AVX13X875	AC, ⇨08/1984
					 6PK1020	ALT, 09/1984⇨
					 6PK1885	ALT, PS, 09/1984⇨
					 6PK1980	ALT, PS, AC, 09/1984⇨
E 2.3	09/86-08/91	M 102.985	97	2298	 6PK1015	ALT
					 6PK1885	ALT, PS
					 6PK1980	ALT, PS, AC
A-CLASS (W168) A 140	01/01-08/04	M 166.960	60	1598	 5PK1290	ALT, (-AC)
					 5PK1750	ALT, AC
					 VD1093	MTR-CODE: M 166.960, (MANL)
	07/97-08/04	M 166.940	60	1397	 5PK1290	ALT, (-AC)
					 5PK1750	ALT, AC
A 160	07/97-08/04	M 166.960	75	1598	 5PK1290	ALT, (-AC)
					 5PK1750	ALT, AC
					 VD1093	MTR-CODE: M 166.960, (MANL)
A 160 CDI	02/01-08/04	OM 668.940	55	1689	 5PK1265	ALT, (-AC)
					 5PK1715	ALT, AC
					 AP9014	
					 AP9036	
					 VD1093	
	07/98-02/01	OM 668.941	44	1689	 5PK1270	ALT, (-AC)
					 5PK1720	ALT, AC
					 AP9014	
					 AP9036	
					 VD1093	
A 170 CDI	02/01-08/04	OM 668.942	70	1689	 5PK1265	ALT, (-AC)
					 5PK1715	ALT, AC
					 AP9014	
					 AP9036	
					 VD1093	
	07/98-02/01	OM 668.940	66	1689	 5PK1270	ALT, (-AC)
					 5PK1720	ALT, AC
					 AP9014	
					 AP9036	



















































					ContiTech	
MERCEDES-BENZ						
A-CLASS (W168)						
					 VD1093	
A 190	03/99-08/04	M 166.990	92	1898	 5PK1290  5PK1750  AP9055  VD1093	ALT, (-AC) ALT, AC
A-CLASS (W169)						
A 150	09/04-06/12	M 266.920	70	1498	 5PK1300  5PK1765  6PK1986 EXTRA  AP9011	ALT, (-AC), (-START-STOP) ALT, (AC), (-START-STOP) ALT, (AC), (START-STOP)
A 160	04/09-06/12	M 266.920	70	1498	 5PK1300  5PK1765  6PK1986 EXTRA  AP9011	ALT, (-AC), (-START-STOP) ALT, (AC), (-START-STOP) ALT, (AC), (START-STOP)
A 160 CDI	09/04-06/12	OM 640.942	60	1991	 5PK1310  5PK1745  AP9014	ALT, (-AC) ALT, (AC)
A 170	09/04-06/12	M 266.940	85	1699	 5PK1300  5PK1765  6PK1986 EXTRA  AP9011	ALT, (-AC), (-START-STOP) ALT, (AC), (-START-STOP) ALT, (AC), (START-STOP)
A 180	04/09-06/12	M 266.940	85	1699	 5PK1300  5PK1765  6PK1986 EXTRA  AP9011	ALT, (-AC), (-START-STOP) ALT, (AC), (-START-STOP) ALT, (AC), (START-STOP)
A 180 CDI	09/04-06/12	OM 640.940	80	1991	 5PK1310  5PK1745  AP9014	ALT, (-AC) ALT, (AC)
A 200	09/04-06/12	M 266.960	100	2034	 5PK1300  5PK1765  6PK1986 EXTRA  AP9011	ALT, (-AC), (-START-STOP) ALT, (AC), (-START-STOP) ALT, (AC), (START-STOP)
A 200 CDI	09/04-06/12	OM 640.941	103	1991	 5PK1310  5PK1745  AP9014	ALT, (-AC) ALT, (AC)
A-CLASS (W176)						
A 160	07/15-	M 270.910	75	1595	 5PK1515	ALT
A 160 CDI / d	06/13-	OM 607.951	66	1461	 6PK1130  6PK1200  CT1184  CT1184K1	ALT, (AC) ALT, (AC) CA CA
A 180	06/12-	M 270.910	90	1595	 5PK1515	ALT
A 180 CDI	06/12-	OM 651.901	80	1796	 5PK1745	ALT
A 180 CDI / d	06/12-	OM 607.951	80	1461	 6PK1130  6PK1200  CT1184  CT1184K1	ALT, (AC) ALT, (AC) CA CA
A 200	06/12-	M 270.910	115	1595	 5PK1515	ALT
A 200 CDI	06/12-	OM 651.901	100	1796	 5PK1745	ALT
A 220 4-matic	05/14-	M 270.920	135	1991	 5PK1515	ALT
A 220 CDI	09/12-	OM 651.930	125	2143	 5PK1745	ALT
A 250, A 250 4-matic	06/12-	M 270.920	155-160	1991	 5PK1515	ALT
A 45 AMG 4-matic	06/13-	M 133.980	265	1991	 5PK1515	ALT
AMG A 45 4-matic	07/15-	M 133.980	280	1991	 5PK1515	ALT
B-CLASS (W245)						
B 150	03/05-11/11	M 266.920	70	1498	 5PK1300  5PK1765  6PK1986 EXTRA  AP9011	ALT, (-AC), (-START-STOP) ALT, (AC), (-START-STOP) ALT, (AC), (START-STOP)
B 160	04/09-11/11	M 266.920	70	1498	 5PK1300	ALT, (-AC), (-START-STOP)

					ContiTech	
---	---	---	---	---	-----------	---

MERCEDES-BENZ

B-CLASS (W245)							
						5PK1765	ALT, (AC), (-START-STOP)
						6PK1986 EXTRA	ALT, (AC), (START-STOP)
						AP9011	
B 170	03/05-11/11	M 266.940	85	1699		5PK1300	ALT, (-AC), (-START-STOP)
						5PK1765	ALT, (AC), (-START-STOP)
						6PK1986 EXTRA	ALT, (AC), (START-STOP)
						AP9011	
B 180	04/09-11/11	M 266.940	85	1699		5PK1300	ALT, (-AC), (-START-STOP)
						5PK1765	ALT, (AC), (-START-STOP)
						6PK1986 EXTRA	ALT, (AC), (START-STOP)
						AP9011	
B 180 CDI	03/05-11/11	OM 640.940	80	1991		5PK1310	ALT, (-AC)
						5PK1745	ALT, (AC)
						AP9014	
B 200 CDI	03/05-11/11	OM 640.941	103	1991		5PK1310	ALT, (-AC)
						5PK1745	ALT, (AC)
						AP9014	
B 200, B 200 TURBO	03/05-11/11	M 266.960, M 266.980	100-142	2034		5PK1300	ALT, (-AC), (-START-STOP)
						5PK1765	ALT, (AC), (-START-STOP)
						6PK1986 EXTRA	ALT, (AC), (START-STOP)
						AP9011	
B-CLASS (W246, W242)							
B 160 CDI / d	05/13-	OM 607.951	66	1461		6PK1130	ALT, (-AC)
						6PK1200	ALT, (AC)
						CT1184	CA
						CT1184K1	CA
B 180	11/11-	M 270.910	90	1595		5PK1515	ALT
B 180 CDI	11/11-	OM 651.901	80	1796		5PK1745	ALT
B 180 CDI / d	02/13-	OM 607.951	80	1461		6PK1130	ALT, (-AC)
						6PK1200	ALT, (AC)
						CT1184	CA
						CT1184K1	CA
B 200 CDI	11/11-	OM 651.901	100	1796		5PK1745	ALT
B 200, B 200 Natural Gas Drive / B 200 c	11/11-	M 270.910, M 270.920	115	1595		5PK1515	ALT
B 220 4-matic	05/13-	M 270.920	135	1991		5PK1515	ALT
B 250, B 250 4-matic	05/12-	M 270.920	155	1991		5PK1515	ALT
C-CLASS (C204)							
C 180	06/11-	M 271.820	115	1796		6PK2315	ALT
						AP9050	
	01/13-	M 274.910	115	1595		6PK1710	ALT
C 220 CDI	06/11-	OM 651.911	125	2143		6PK2155	ALT
						AP9050	
C 250 CDI	06/11-	OM 651.911	150	2143		AP9050	
C 350 4-matic	09/13-	M 276.957	225	3498		AP9050	
C-CLASS (S204)							
C 250 CDI	01/09-08/14	OM 651.911	150	2143		6PK2155	ALT, ⇨ 10/2011, ⇨ MODEL '11
						AP9010	
						AP9015	
C-CLASS (W202, S202)							
C 180	03/93-05/00	M 111.920, M 111.921	90	1799		6PK2040	ALT, PS
						6PK2140	ALT, PS, AC
						6PK2155	ALT, AC, 01/1996⇨
C 180 T	06/96-09/00	M 111.920, M 111.921	90	1799		6PK2055	ALT, (-AC)
						6PK2140	ALT, (AC), (LC)
						6PK2150	ALT, (AC), OE-NO A 009 997 91 92
						6PK2155	ALT, (AC), (-LC)
C 200 CDI, C 200 T CDI	03/98-03/01	OM 611.960	75	2151		6PK2160	ALT, (-AC), (LC)
						6PK2160D1	ALT, (-AC), (LC)
						6PK2196	ALT, (-AC), (-LC)
						6PK2196D1	ALT, (-AC), (-LC)
						6PK2241	ALT, (AC), (LC)











































					ContiTech	
MERCEDES-BENZ						
C-CLASS (W202, S202)						
					 6PK2241D1	ALT, (AC), (LC)
					 6PK2271	ALT, (AC), (-LC)
					 6PK2271D2	ALT, (AC), (-LC)
					 AP9010	
					 AP9015	
					 MS23	FOR ART-NO: VD1041, VD1042
C 200 D	03/93-05/00	OM 601.913	55	1997	 6PK2050	ALT, PS
					 6PK2120	ALT, PS, AC
					 AP9034	
C 200 Kompressor	11/96-05/00	M 111.944	141	1998	 6PK1330	AIRC
					 6PK1760	ALT, (-AC), (LC)
					 6PK1775	ALT, (-AC), (-LC)
					 6PK1863	PS, (AC), (LC)
					 6PK1873	ALT, (AC), (-LC)
					 6PK1873K4	ALT, (AC), (-LC)
C 200, C 200 T	01/94-03/01	M 111.941, M 111.945	100	1998	 6PK2040	(-AC), (-LC), (AUTOM), MTR-CODE: 111.941, ⇨ MTR-NO 034154
					 6PK2040	(-AC), (LC), (AUTOM), MTR-CODE: 111.941, MTR-NO 034155⇨
					 6PK2040	(-AC), (-LC), (MANL), MTR-CODE: 111.941, ⇨ MTR-NO 028943
					 6PK2040	(-AC), (LC), MTR-CODE: 111.945
					 6PK2040	(-AC), (LC), (MANL), MTR-CODE: 111.941, MTR-NO 028944⇨
					 6PK2055	(-AC), (-LC), MTR-CODE: 111.941, (MANL), MTR-NO 028944⇨
					 6PK2055	(-AC), (-LC), MTR-CODE: 111.941, (AUTOM), MTR-NO 034155⇨
					 6PK2055	(-AC), (-LC), MTR-CODE: 111.945
					 6PK2140	(AC), (LC), (AUTOM), MTR-CODE: 111.941, ⇨ MTR-NO 034154
					 6PK2140	(AC), (LC), (MANL), MTR-CODE: 111.941, ⇨ MTR-NO 028943
					 6PK2140	(AC), (LC), MTR-CODE: 111.945
					 6PK2155	(AC), (-LC), MTR-CODE: 111.945
					 6PK2155	(AC), (-LC), MTR-CODE: 111.941, (MANL), MTR-NO 028944⇨
					 6PK2155	(AC), (-LC), MTR-CODE: 111.941, (AUTOM), MTR-NO 034155⇨
C 220	03/93-05/00	M 111.961	110	2199	 6PK2040	ALT, PS
					 6PK2140	ALT, PS, AC
C 220 CDI, C 220 T CDI	09/97-03/01	OM 611.960	92	2151	 6PK2160	ALT, (AC), (LC)
					 6PK2160D1	ALT, (-AC), (LC)
					 6PK2196	ALT, (-AC), (-LC)
					 6PK2196D1	ALT, (-AC), (-LC)
					 6PK2241	ALT, (AC), (LC)
					 6PK2241D1	ALT, (AC), (LC)
					 6PK2271	ALT, (AC), (-LC)
					 6PK2271D2	ALT, (AC), (-LC)
					 AP9010	
					 AP9015	
					 MS23	FOR ART-NO: VD1041, VD1042
C 220 D	08/93-05/00	OM 604.910	70	2155	 6PK2050	ALT, PS
					 6PK2120	ALT, PS, AC
					 AP9034	
C 240, C 240 T	06/97-09/00	M 112.910	125	2398	 6PK2315	ALT, PS, (-AC)
					 6PK2390	ALT, PS, (AC)
					 6PK2390D1	ALT, PS, (AC)
					 VD1070	
					 MS32	FOR ART-NO: VD1070
C 250 D	05/93-05/00	OM 605.910	83	2497	 6PK2080	ALT, PS

					ContiTech	
MERCEDES-BENZ						
C-CLASS (W202, S202)						
C 250 Turbo-D, C 250 T Turbo-D	10/95-03/01	OM 605.960	110	2497	 	6PK2140 AP9034 ALT, PS, AC
					  	6PK2080 6PK2145 AP9034 ALT, PS AC
C 280	05/93-05/00	M 104.941	142	2799	       	6PK2080 6PK2100 6PK2130 6PK2150 6PK2175 6PK2205 6PK2225 6PK2245 6PK2257 ALT, \Rightarrow 12/1993, \Rightarrow MTR-NO 004058, (MANL), \Rightarrow MTR-NO 034966, (AUTOM) ALT, (LC) ALT, 03/1996 \Rightarrow ALT, \Rightarrow 03/1996, MTR-NO 004059 \Rightarrow , (MANL), MTR- NO 034967 \Rightarrow , (AUTOM) ALT, AC, \Rightarrow 12/1993, \Rightarrow MTR-NO 004058, (MANL), \Rightarrow MTR-NO 034966, (AUTOM) ALT, AC, 03/1996 \Rightarrow ALT, AC, (-LC), 03/1996 \Rightarrow ALT, AC, \Rightarrow 03/1996, MTR-NO 004059 \Rightarrow , (MANL), MTR-NO 034967 \Rightarrow , (AUTOM)
C-CLASS (W203, S203, CL203)						
C 180	10/00-05/02	M 111.951	95	1998	 	6PK2035 6PK2135 ALT, PS, (-AC) ALT, PS, AC
C 180 Kompressor	05/02-05/08	M 271.946	105	1796	    	7PK2315 7PK2418 AP9020 AP9026 ALT, WP, PS, (-AC) ALT, WP, PS, AC
C 200 CDI	03/01-08/07	OM 611.962	85	2148	    	6PK2190 6PK2260 6PK2260K2 AP9024 MS23 ALT, WP, PS, (-AC) ALT, WP, PS, AC ALT, WP, PS, (AC) FOR ART-NO: VD1036, VD1042
	03/03-05/08	OM 646.962	90	2148	     	6PK2190 6PK2260 6PK2260K1 AP9027 MS16 MS23 ALT, WP, PS, (-AC) ALT, WP, PS, AC ALT, WP, PS, AC, 06/2003 \Rightarrow FOR ART-NO: VD1036, VD1042, MTR-NO 30562319 \Rightarrow , 40008578 \Rightarrow , 30528521 \Rightarrow FOR ART-NO: VD1036, VD1042, \Rightarrow MTR-NO 30528520, 40008577, 30562318
C 200 Kompressor	05/00-06/02	M 111.955	120	1998	   	6PK1352 6PK1775 6PK1873 6PK1873K4 AIRC ALT, (-AC), (-LC) ALT, (AC), (-LC) ALT, (AC), (-LC)
	05/02-05/08	M 271.940	120	1796	    	7PK2315 7PK2418 AP9020 AP9026 ALT, WP, PS, (-AC) ALT, WP, PS, AC
C 220 CDI	05/00-08/07	OM 611.962	105	2148	    	6PK2190 6PK2260 6PK2260K1 6PK2260K2 AP9024 MS23 ALT, WP, PS, (-AC) ALT, WP, PS, AC ALT, WP, PS, AC ALT, WP, PS, (AC) FOR ART-NO: VD1036
	02/03-05/08	OM 646.963	110	2148	 	6PK2190 6PK2260 6PK2260K1 AP9027 MS16 MS23 ALT, WP, PS, (-AC) ALT, WP, PS, AC ALT, WP, PS, AC FOR ART-NO: VD1036, VD1042, MTR-NO 30562319 \Rightarrow , 40008578 \Rightarrow FOR ART-NO: VD1036, VD1042, \Rightarrow MTR-NO 30562318, 40008577
C 240	05/00-02/07	M 112.912	125	2597		6PK2380 ALT, PS, AC, 03/2003 \Rightarrow , CH-NO E 014992 \Rightarrow

					ContiTech	
---	---	---	---	---	-----------	---





MERCEDES-BENZ

C-CLASS (W203, S203, CL203)

						6PK2380	ALT, PS, AC, 03/2003⇨, CH-NO A 507496⇨
						6PK2380	ALT, PS, AC, CH-NO R 108313⇨, 05/2003⇨
						6PK2380	ALT, PS, AC, 03/2003⇨, CH-NO F 410069⇨
						6PK2380D1	ALT, PS, AC, 03/2003⇨, CH-NO E 014992⇨
						6PK2380D1	ALT, PS, AC, 03/2003⇨, CH-NO F 410069⇨
						6PK2380D1	ALT, PS, AC, 05/2003⇨, CH-NO R 108313⇨
						6PK2380D1	ALT, PS, AC, 03/2003⇨, CH-NO A 507496⇨
						6PK2390	ALT, PS, AC, ⇨02/2003, ⇨CH-NO E 014991
						6PK2390	ALT, PS, AC, ⇨02/2003, ⇨CH-NO F 410068
						6PK2390	ALT, PS, AC, ⇨CH-NO R 108312, ⇨04/2003
						6PK2390	ALT, PS, AC, ⇨02/2003, ⇨CH-NO A 507495
						6PK2390D1	ALT, PS, AC, ⇨02/2003, ⇨CH-NO E 014991
						6PK2390D1	ALT, PS, AC, ⇨02/2003, ⇨CH-NO A 507495
						6PK2390D1	ALT, PS, AC, ⇨02/2003, ⇨CH-NO F 410068
						6PK2390D1	ALT, PS, AC, ⇨04/2003, ⇨CH-NO R 108312
						VD1070	
						MS32	FOR ART-NO: VD1070
C 270 CDI	12/00-08/07	OM 612.962	125	2685		6PK2190	ALT, WP, PS, (AC)
						6PK2260	ALT, WP, PS, AC
						6PK2260K2	ALT, WP, PS, (AC)
						AP9024	
						MS16	FOR ART-NO: VD1036, MTR-NO 51184581⇨
						MS23	FOR ART-NO: VD1036, ⇨MTR-NO 51184580
C 320	05/00-02/07	M 112.946	160	3199		6PK2380	ALT, PS, AC, 03/2003⇨, CH-NO A 507496⇨
						6PK2380	ALT, PS, AC, CH-NO R 108313⇨, 05/2003⇨
						6PK2380	ALT, PS, AC, 03/2003⇨, CH-NO F 410069⇨
						6PK2380	ALT, PS, AC, 03/2003⇨, CH-NO E 014992⇨
						6PK2380D1	ALT, PS, AC, 03/2003⇨, CH-NO F 410069⇨
						6PK2380D1	ALT, PS, AC, 03/2003⇨, CH-NO A 507496⇨
						6PK2380D1	ALT, PS, AC, 05/2003⇨, CH-NO R 108313⇨
						6PK2380D1	ALT, PS, AC, 03/2003⇨, CH-NO E 014992⇨
						6PK2390	ALT, PS, AC, ⇨02/2003, ⇨CH-NO E 014991
						6PK2390	ALT, PS, AC, ⇨02/2003, ⇨CH-NO A 507495
						6PK2390	ALT, PS, AC, ⇨02/2003, ⇨CH-NO F 410068
						6PK2390	ALT, PS, AC, ⇨CH-NO R 108312, ⇨04/2003
						6PK2390D1	ALT, PS, AC, ⇨02/2003, ⇨CH-NO E 014991
						6PK2390D1	ALT, PS, AC, ⇨02/2003, ⇨CH-NO A 507495
						6PK2390D1	ALT, PS, AC, ⇨02/2003, ⇨CH-NO F 410068
						6PK2390D1	ALT, PS, AC, ⇨04/2003, ⇨CH-NO R 108312
						VD1070	
						MS32	FOR ART-NO: VD1070










MERCEDES-BENZ (BBDC)

C-CLASS (W204)




























































C 200 K	03/08-	M 271.950	135	1796		6PK1352	AC
						6PK1775	ALT, (AC)
						6PK1870	ALT, (AC)
						AP9026	
































































MERCEDES-BENZ

C-CLASS (W204)

C 250 CDI	08/08-01/14	OM 651.911	150	2143		6PK2155	ALT
						AP9050	
C 180	02/12-	M 274.910	115	1595		6PK1710	ALT
C 180 CDI	01/11-08/14	OM 651.913	88	2143		6PK2155	ALT
						AP9050	
C 180 CGI	01/07-08/14	M 271.820	115	1796		6PK2315	ALT
						AP9050	
C 180 Kompressor	01/07-08/14	M 271.952	115	1796		7PK2418	ALT
						AP9026	
























































































































					ContiTech		
MERCEDES-BENZ							
C-CLASS (W204, S204)							
C 200 CDI	01/08-08/14	M 271.910	115	1597	  	7PK2418 AP9026 AP9050	ALT
	01/07-12/11	OM 646.811, OM 646.812	100	2148	   	6PK2260 6PK2260K1 AP9027 MS16	ALT ALT FOR ART-NO: VD1042
	08/10-08/14	OM 651.913	100	2143	    	6PK2155 6PK2155 6PK2155 6PK2155 AP9050	ALT, (START-STOP), ⇨CH-NO A578054, F715897 ALT, (START-STOP), ⇨CH-NO F808352, R212817 ALT, (START-STOP), CH-NO A578055⇨, CH-NO F715898⇨ ALT, (START-STOP), CH-NO F808353⇨, CH-NO R212818⇨
C 200 CGI	01/07-	M 271.860, M 271.820	135	1796	 	7PK2418 AP9050	ALT, (AC)
C 200 Kompressor	01/07-01/14	M 271.950	135	1796	 	7PK2418 AP9026	ALT
C 220 CDI	01/07-11/08	OM 646.811	125	2148	   	6PK2260 6PK2260K1 AP9027 MS16	ALT ALT FOR ART-NO: VD1042
	12/08-08/14	OM 651.911	125	2143	 	6PK2155 AP9050	ALT
C 250 CDI 4-matic	04/10-08/14	OM 651.912	150	2143	     	6PK2155 6PK2155 6PK2155 6PK2155 6PK2155 AP9050	ALT, (START-STOP), ⇨12/2011, ⇨CH-NO R 212817 ALT, (START-STOP), ⇨10/2011, ⇨CH-NO F 808352 ALT, (START-STOP), 10/2011⇨, CH-NO F 808353⇨ ALT, (START-STOP), ⇨02/2012, ⇨CH-NO A ALT, (START-STOP), 02/2012⇨, CH-NO A⇨ ALT, (START-STOP), 12/2011⇨, CH-NO R 212818⇨
C 320 CDI	01/07-01/14	OM 642.960	165	2987	    	7PK2035 7PK2035D1 AP9075 VD1073 MS33	ALT ALT FOR ART-NO: VD1073
C-CLASS (W205, S205)							
C 180 BlueTEC / d	05/14-	OM 626.951	85	1598		AP9075	
C 200 BlueTEC / d	05/14-	OM 626.951	100	1598		AP9075	
C 220 BlueTEC / d	12/13-	OM 651.921	120-125	2143		AP9050	
C 250 BlueTEC / d 4-matic	02/14-	OM 651.921	150	2143		AP9050	
CLA (C117, X117)							
AMG CLA 45 4-matic	07/15-	M 133.980	280	1991		5PK1515	ALT
CLA 180	01/13-	M 270.910	90	1595		5PK1515	ALT
CLA 180 CDI / d	10/13-	OM 607.951	80	1461		6PK1130	ALT, (AC)
						6PK1200	ALT, (AC)
					 	CT1184 CT1184K1	CA CA
CLA 200	01/13-	M 270.910	115	1595		5PK1515	ALT
CLA 220 CDI	01/13-	OM 651.930	125	2143		5PK1745	ALT
CLA 250, CLA 250 4-matic	01/13-	M 270.920	155-160	1991		5PK1515	ALT
CLA 45 AMG 4-matic	07/13-	M 133.980	265	1991		5PK1515	ALT
CLC-CLASS (CL203)							
CLC 180 Kompressor	05/08-06/11	M 271.946	105	1796		7PK2315	ALT, (AC)
						7PK2418	ALT, (AC)
					 	AP9020 AP9026	
CLC 200 CDI	05/08-06/11	OM 646.962	90	2148	 	6PK2190 6PK2260	ALT, (AC) ALT, (AC)

					ContiTech	
MERCEDES-BENZ						
CLC-CLASS (CL203)						
CLC 220 CDI	05/08-06/11	OM 646.963	110	2148	 6PK2260K1  AP9027	ALT, (AC)
					 6PK2190  6PK2260  6PK2260K1  AP9027	ALT, (AC) ALT, (AC) ALT, (AC)
CLK (C208, A208)						
200	06/97-06/02	M 111.945	100	1998	 6PK2040  6PK2055  6PK2140  6PK2155	(-AC), (LC), MTR-CODE: 111.945 (-AC), (-LC), MTR-CODE: 111.945 (AC), (LC), MTR-CODE: 111.945 (AC), (-LC), MTR-CODE: 111.945
200 Kompressor	06/00-06/02	M 111.956	120	1998	 6PK1352  6PK1760  6PK1775  6PK1863  6PK1873  6PK1873K4	AIRC ALT, (AC), (LC) ALT, (AC), (-LC) PS, (AC), (LC) ALT, (AC), (-LC) ALT, (AC), (-LC)
	06/97-06/00	M 111.944	141	1998	 6PK1330  6PK1760  6PK1775  6PK1863  6PK1873  6PK1873K4	AIRC ALT, (AC), (LC) ALT, (AC), (-LC) PS, (AC), (LC) ALT, (AC), (-LC) ALT, (AC), (-LC)
230 Kompressor	06/00-06/02	M 111.982	145	2295	 6PK1352  6PK1760  6PK1775  6PK1863  6PK1873  6PK1873K4	AIRC ALT, (AC), (LC) ALT, (AC), (-LC) PS, (AC), (LC) ALT, (AC), (-LC) ALT, (AC), (-LC)
	06/97-06/00	M 111.973, M 111.975	142	2295	 6PK1330  6PK1760  6PK1775  6PK1863  6PK1873  6PK1873K4	AIRC ALT, (AC), (LC) ALT, (AC), (-LC) PS, (AC), (LC) ALT, (AC), (-LC) ALT, (AC), (-LC)
320	06/97-06/02	M 112.940	160	3199	 6PK2315  6PK2390  6PK2390D1  VD1070  MS32	ALT, PS, (-AC) ALT, PS, (AC) ALT, PS, (AC) FOR ART-NO: VD1070
CLK (C209, A209)						
200 CGI	07/03-05/09	M 271.942	125	1796	 AP9020  AP9026	
200 Kompressor	09/02-05/09	M 271.940	120	1796	 7PK2418  AP9020  AP9026	ALT, (209.342)
	10/06-05/09	M 271.955	135	1796	 7PK2315  7PK2418  AP9026	ALT, (AC) ALT, (AC)
220 CDI	01/05-05/09	OM 646.966	110	2148	 6PK2190  6PK2260  6PK2260K1  AP9027  MS16  MS23	ALT, (AC), MTR-CODE: 646.966 ALT, (AC), MTR-CODE: 646.966 ALT, (AC), MTR-CODE: 646.966 FOR ART-NO: VD1036, VD1042, MTR-NO 30562319⇒, 40008578⇒ FOR ART-NO: VD1036, VD1042, ⇒MTR-NO 30562318, 40008577
240	06/02-05/09	M 112.912	125	2597	 6PK2315  6PK2380  6PK2380D1  6PK2390	ALT, PS, (-AC) ALT, PS, (AC), CH-NO F 050741⇒, 03/2003⇒ ALT, PS, (AC), 03/2003⇒, CH-NO F 050741⇒ ALT, PS, (AC), ⇒CH-NO F 050740, ⇒02/2003

					ContiTech	
---	---	---	---	---	-----------	---

MERCEDES-BENZ

CLK (C209, A209)						
					 6PK2390D1  VD1070  MS32	ALT, PS, (AC), ⇨02/2003, ⇨CH-NO F 050740 FOR ART-NO: VD1070
270 CDI	10/02-05/09	OM 612.962, OM 612.967	125	2685	 6PK2260  6PK2260K2  AP9024  MS16  MS23	ALT ALT FOR ART-NO: VD1036, MTR-NO 51184581⇨ FOR ART-NO: VD1036, ⇨MTR-NO 51184580
320	06/02-05/09	M 112.955	160	3199	 6PK2380  6PK2380D1  6PK2390  6PK2390D1  VD1070  MS32	ALT, PS, AC, CH-NO F 050741⇨, 03/2003⇨ ALT, PS, AC, 03/2003⇨, CH-NO F 050741⇨ ALT, PS, AC, ⇨CH-NO F 050740, ⇨02/2003 ALT, PS, AC, ⇨02/2003, ⇨CH-NO F 050740 FOR ART-NO: VD1070
320 CDI	01/05-05/09	OM 642.910	165	2987	 7PK2035  7PK2035D1  AP9075  VD1073  MS33	ALT, WP, PS, AC ALT, WP, PS, AC FOR ART-NO: VD1073
CLK 200 Kompressor	02/03-03/10	M 271.940	120	1796	 7PK2418  AP9020  AP9026	ALT, (209.442)
	10/06-03/10	M 271.955	135	1796	 7PK2418  AP9026	ALT
CLS (C218, X218)						
CLS 220 BlueTEC	05/14-	OM 651.924	130	2143	 AP9050	
CLS 220 BlueTEC, CLS 220 BlueTEC / d	05/14-	OM 651.924	120-125	2143	 6PK2000  AP9050	ALT
CLS 250 CDI / BlueTEC / d, CLS 250 BlueTEC / d 4-matic	04/11-	OM 651.924	150	2143	 6PK2000  AP9050	ALT
CLS 350 BlueTEC, CLS 350 BlueTEC / d, CLS 350 BlueTEC 4-matic	11/12-	OM 642.852, OM 642.853, OM 642.858	185-190	2987	 7PK2005  AP9075	
CLS 350 CDI	01/11-	OM 642.853	195	2987	 7PK2005  7PK2035  AP9075	ALT, (-START-STOP)
CLS 350 CDI, CLS 350 CDI 4-matic	10/12-	OM 642.854	195	2987	 7PK2005	ALT, (START-STOP)
CLS 500, CLS 500 4-matic	10/12-	M 278.922	300	4663	 6PK2528	ALT
CLS 63 AMG	10/12-	M 157.981	386-410	5461	 6PK2528  AP9050	ALT
CLS 63 AMG, CLS 63 AMG 4-matic	02/13-	M 157.981	410-430	5461	 AP9050	
CLS (C219)						
CLS 320 CDI	01/05-12/10	OM 642.920	165	2987	 7PK2035  7PK2035D1  AP9075  VD1073  MS33	ALT ALT FOR ART-NO: VD1073
CLS 350	10/04-12/10	M 272.964	200	3498	 6PK2404	ALT
COUPE (C124)						
300 CE	03/87-05/93	M 103.983	132	2960	 6PK2175  6PK2257  6PK2415	ALT, (-AC) ALT, (AC), (-CAT) ALT, (AC), (CAT)
E-CLASS (A207, C207)						
E 200 CGI	01/10-	M 271.860, M 271.820	135	1796	 6PK2315  AP9050	ALT
E 220 CDI / BlueTEC / d	01/10-	OM 651.911	125	2143	 6PK2000  6PK2155  AP9050	ALT ALT
E 220 CDI, E 220 BlueTEC	05/14-	OM 651.911	120-	2143	 AP9050	

					ContiTech	
MERCEDES-BENZ						
E-CLASS (A207, C207)						
			130			
E 250 CDI / d, E 250 CDI / BlueTEC / d	01/09-	OM 651.911	150	2143	 6PK2155  AP9050	ALT
E 250 CGI	01/09-	M 271.860	150	1796	 6PK2315  AP9050	ALT
E 320	07/14-	M 276.820	200	2996	 AP9050	
E 350 4-matic	02/13-	M 276.957	225	3498	 AP9050	
E 350 BlueTEC, E 350 BlueTEC / d	03/13-	OM 642.838	185-190	2987	 AP9075	
E 350 CDI	01/09-	OM 642.836	170	2987	 7PK2005  7PK2035  AP9075	ALT, (-START-STOP)
E 400	07/14-	M 276.850	245	3498	 6PK2125  AP9050	ALT
	06/13-	M 276.820, M 276.850	245	2996	 AP9050	
E-CLASS (S212)						
E 350 CDI	07/11-	OM 642.852	195	2987	 7PK2000  7PK2035  7PK2045  AP9075	ALT, OE-NO A 002 993 50 96 ALT, OE-NO A 001 993 75 96, A 002 993 42 96 ALT, OE-NO A 003 993 00 96
E-CLASS (W124)						
E 200	06/93-06/95	M 111.940	100	1998	 6PK2040  6PK2140	ALT, PS ALT, PS, AC
E 200 D	06/93-06/95	OM 601.912	55	1997	 6PK1015  6PK2050  6PK2120	ALT ALT, PS ALT, PS, AC
E 220	06/93-06/95	M 111.960	110	2199	 6PK2040  6PK2140	ALT, PS ALT, PS, AC
E-CLASS (W210, S210)						
E 200 CDI	07/99-03/02	OM 611.961	85	2148	 6PK2205  6PK2271  6PK2271D1  6PK2271K1  AP9015  AP9024  MS23	ALT, PS ALT, PS, AC ALT, PS, AC, (5-GEAR-AUTOM) ALT, PS, AC FOR ART-NO: VD1036, VD1042
E 200 Kompressor	08/00-03/02	M 111.957	120	1998	 6PK1352  6PK1873  6PK1873K4	AIRC ALT ALT
E 200, E 200 T	06/95-08/00	M 111.942	100	1998	 2PJ860  6PK2055  6PK2155	2.FAN ALT, (AC) ALT, (AC)
E 220 CDI, E 220 T CDI	06/98-03/02	OM 611.961	92-105	2148-2151	 6PK2196  6PK2271  6PK2271D1  6PK2271K1  6PK2271K1  AP9015  AP9024  MS23	ALT, PS, (AC) ALT, PS, AC ALT, PS, AC, (5-GEAR-AUTOM), MODEL '00 ⇨ ALT, CH-NO A962232, X027614 ⇨ ALT, PS, AC, ⇨ CH-NO A962231, X027613 FOR ART-NO: VD1036, VD1042
E 220 D	06/95-07/99	OM 604.912	70	2155	 2PJ860  6PK2050  6PK2130  AP9034	2.FAN ALT, (AC) ALT, (AC)
E 230	06/95-06/97	M 111.970	110	2295	 2PJ860  6PK2055  6PK2155	2.FAN ALT, (AC) ALT, (AC)
E 240	06/97-03/02	M 112.911, M 112.914	125	2597	 2PJ860  6PK2315  6PK2390	2.FAN ALT, PS, (AC) ALT, PS, (AC)
						



ContiTech


























































MERCEDES-BENZ

E-CLASS (W210, S210)


























































































































					6PK2390D1 VD1070 MS32	ALT, PS, (AC) FOR ART-NO: VD1070
E 240 T	06/97-03/03	M 112.911	125	2398	2PJ860 6PK2315 6PK2390 6PK2390D1	2.FAN ALT, PS, (-AC) ALT, PS, (AC) ALT, PS, (AC)
E 270 CDI, E 270 T CDI	07/99-03/03	OM 612.961	125	2685	6PK2271 6PK2271D1 6PK2271K1 AP9010 AP9024 MS16 MS23	ALT, PS, AC ⇒MTR-NO 51184580, ALT, PS, AC ALT, PS, AC FOR ART-NO: VD1036, VD1042, MTR-NO 51184581⇒ FOR ART-NO: VD1036, VD1042, ⇒MTR-NO 51184580
E 280	01/96-06/97	M 104.945	142	2799	2PJ860 6PK2120 6PK2140 6PK2225 6PK2245	2.FAN ALT, (AC), 03/1996⇒ ALT, (AC), ⇒03/1996 ALT, (AC), 03/1996⇒ ALT, (AC), ⇒03/1996
	12/96-03/02	M 112.921	150	2799	2PJ860 6PK2315 6PK2390 6PK2390D1 VD1070 MS32	2.FAN ALT, PS, (-AC) ALT, PS, (AC) ALT, PS, (AC) FOR ART-NO: VD1070
E 290 Turbo-D	03/96-07/99	OM 602.982	95	2874	2PJ860 6PK2100 6PK2145 AP9034	2.FAN ALT, PS ALT, AC
E 300 D	06/95-06/97	OM 606.912	100	2996	2PJ860 6PK2080 6PK2140 AP9034	2.FAN ALT, PS AC
E 300 Turbo-D, E 300 T Turbo-D	12/96-07/99	OM 606.962	130	2996	2PJ860 6PK2065 6PK2130 AP9034	2.FAN ALT, PS ALT, PS, AC
E 320	06/97-03/02	M 112.941	165	3199	2PJ860 6PK2390 6PK2390D1 VD1070 MS32	2.FAN ALT, PS, AC ALT, PS, AC FOR ART-NO: VD1070
E 320 CDI	07/99-03/02	OM 613.961	145	3226	2PJ860 6PK2271 6PK2271K1 AP9024 VD1103	2.FAN ALT, WP, AC, PS ALT, WP, AC, PS MTR-CODE: 613.961
E 320 T	12/96-03/03	M 112.941	165	3199	2PJ860 6PK2390 6PK2390D1	2.FAN ALT, PS, AC ALT, PS, AC
E 320 T CDI	07/99-03/03	OM 613.961	145	3226	6PK2271 6PK2271K1 AP9024 VD1103	ALT, WP, AC, PS ALT, WP, AC, PS MTR-CODE: 613.961
E-CLASS (W211, S211) E 200 CDI	07/02-12/08	OM 646.951	75-90	2148	6PK2241 6PK2260 6PK2260K1	ALT, ⇒CH-NO A348117, X109211, ⇒06/2003 ALT, CH-NO A348118⇒, CH-NO X109212⇒, 07/2003⇒ ALT, CH-NO A348118⇒, CH-NO X109212⇒,






























































































































					ContiTech	
MERCEDES-BENZ						
E-CLASS (W211, S211)						
					 AP9027  MS16  MS23	07/2003⇒ FOR ART-NO: VD1036, VD1042, MTR-NO 30562319⇒, 40008578⇒ FOR ART-NO: VD1036, VD1042, ⇒MTR-NO 30528520, 40008577
	04/06-12/08	OM 646.820	100	2148	 6PK2260  6PK2260K1  AP9027  MS16	ALT ALT FOR ART-NO: VD1042
E 200 Kompressor	04/06-07/09	M 271.956	135	1796	 7PK2418  AP9020	ALT
E 200 Kompressor, E 200 T Kompressor	11/02-07/09	M 271.941	120	1796	 7PK2418  AP9020	ALT, PS, AC
E 220 CDI	03/02-12/08	OM 646.961	110	2148	 6PK2250  6PK2260  6PK2260K1  AP9027  MS16  MS23	ALT, ⇒CH-NO A348117, X109211, ⇒06/2003 ALT, CH-NO A348118⇒, CH-NO X109212⇒, 07/2003⇒ ALT, CH-NO A348118⇒, CH-NO X109212⇒, 07/2003⇒ FOR ART-NO: VD1036, VD1042, MTR-NO 30562319⇒, 40008578⇒ FOR ART-NO: VD1036, VD1042, ⇒MTR-NO 30562318, 40008577
E 220 CDI, E 220 T CDI	04/06-07/09	OM 646.821	125	2148	 6PK2260  6PK2260K1  AP9027  MS16	ALT ALT FOR ART-NO: VD1042
E 220 T CDI	03/03-07/09	OM 646.961	110	2148	 6PK2241  6PK2260  6PK2260K1  AP9027  MS16  MS23	ALT, ⇒CH-NO A348117, X109211, ⇒06/2003 ALT, CH-NO A348118⇒, CH-NO X109212⇒, 07/2003⇒ ALT, CH-NO A348118⇒, CH-NO X109212⇒, 07/2003⇒ FOR ART-NO: VD1036, VD1042, MTR-NO 30562319⇒, 40008578⇒ FOR ART-NO: VD1036, VD1042, ⇒MTR-NO 30562318, 40008577
E 240	03/02-12/08	M 112.917, M 112.913	130	2597	 6PK2380  6PK2380  6PK2380D1  6PK2380D1  6PK2390  6PK2390  6PK2390D1  6PK2390D1  VD1070  MS32	ALT, PS, AC, CH-NO A 135822⇒, 10/2002⇒ ALT, PS, AC, CH-NO X 095169⇒, 11/2002⇒ ALT, PS, AC, 11/2002⇒, CH-NO X 095169⇒ ALT, PS, AC, 10/2002⇒, CH-NO A 135822⇒ ALT, PS, AC, ⇒CH-NO A 135821, ⇒09/2002 ALT, PS, AC, ⇒CH-NO X 095168, ⇒10/2002 ALT, PS, AC, ⇒10/2002, ⇒CH-NO X 095168 ALT, PS, AC, ⇒09/2002, ⇒CH-NO A 135821 FOR ART-NO: VD1070
E 270 CDI, E 270 T CDI	03/02-07/09	OM 647.961	130	2685	 6PK2241  6PK2260  6PK2260K1  AP9027  MS16  MS23	ALT, ⇒CH-NO A348117, X109211, ⇒06/2003 ALT, CH-NO A348118⇒, CH-NO X109212⇒, 07/2003⇒ ALT, CH-NO A348118⇒, CH-NO X109212⇒, 07/2003⇒ FOR ART-NO: VD1036, MTR-NO 51184581⇒ FOR ART-NO: VD1036, ⇒MTR-NO 30131767
E 280	03/05-12/08	M 272.943	170	2996	 6PK2404  MS32	ALT, WP, PS, AC FOR ART-NO: VD1072
E 280 CDI	05/04-12/08	OM 648.961	130	3222	 6PK2260  6PK2260K1	ALT, PS, AC ALT, PS, AC
						
























































					ContiTech	
---	---	---	---	---	------------------	---

MERCEDES-BENZ						
E-CLASS (W211, S211)						
					 AP9027  VD1103	MTR-CODE: 948.961
E 280 CDI 4-matic	03/05-12/08	OM 642.921	140	2987	 7PK2035  7PK2035D1  VD1073  MS33	ALT, PS, AC ALT, PS, AC FOR ART-NO: VD1073
E 280 CDI, E 280 T CDI	03/05-07/09	OM 642.920	140	2987	 7PK2035  7PK2035D1  AP9075  VD1073  MS33	ALT, WP, PS, AC ALT, WP, PS, AC FOR ART-NO: VD1073
E 320	03/02-12/08	M 112.949	165	3199	 6PK2380  6PK2380  6PK2380D1  6PK2380D1  6PK2390  6PK2390  6PK2390D1  6PK2390D1  VD1070  MS32	ALT, PS, AC, CH-NO A 135822⇄, 10/2002⇄ ALT, PS, AC, CH-NO X 095169⇄, 11/2002⇄ ALT, PS, AC, 10/2002⇄, CH-NO A 135822⇄ ALT, PS, AC, 11/2002⇄, CH-NO X 095169⇄ ALT, PS, AC, ⇄CH-NO X 095168, ⇄10/2002 ALT, PS, AC, ⇄CH-NO A 135821, ⇄09/2002 ALT, PS, AC, ⇄09/2002, ⇄CH-NO A 135821 ALT, PS, AC, ⇄10/2002, ⇄CH-NO X 095168 FOR ART-NO: VD1070
E 320 CDI, E 320 T CDI	11/02-07/09	OM 648.961	150	3222	 6PK2260  6PK2260K1  AP9027  VD1103	ALT, PS, AC ALT, PS, AC MTR-CODE: 648.961
E 320 CDI, E 320 T CDI, E 320 CDI 4-matic	03/05-07/09	OM 642.910, OM 642.920	165	2987	 7PK2035  7PK2035D1  AP9075  VD1073  MS33	ALT ALT FOR ART-NO: VD1073
E-CLASS (W212)						
E 350 CDI	03/11-	OM 642.852	195	2987	 7PK2005  7PK2035  7PK2045  AP9075	ALT, OE-NO 0019937596 ALT, OE-NO 0039930096
E-CLASS (W212, S212)						
E 200	01/13-	M 274.920	135	1991	 6PK1710	ALT
E 200 CDI / BlueTEC	01/09-	OM 651.925	100	2143	 6PK2155  AP9050	ALT
E 200 CGI	08/09-	M 271.860, M 271.820	135	1796	 6PK2315  AP9026  AP9050	ALT
E 220 BlueTEC	05/14-	OM 651.924	130	2143	 AP9050	
E 220 CDI / BlueTEC	01/09-	OM 651.924	125	2143	 6PK2155  AP9050	ALT
E 250 CDI / BlueTEC, E 250 CDI / BlueTEC 4-matic	01/09-	OM 651.924	150	2143	 6PK2155  AP9050	ALT
E 250 CGI	01/09-	M 271.860	150	1796	 6PK2315  AP9026  AP9050	ALT
E 350 BlueTEC, E 350 BlueTEC 4-matic	11/12-	OM 642.852, OM 642.858	185-190	2987	 7PK2005  AP9075	
E 350 CDI	11/09-	OM 642.850	170	2987	 7PK2000  7PK2005  7PK2035  7PK2035D1  7PK2045  AP9075  VD1073  MS33	ALT, OE-NO A 002 993 50 96 ALT, OE-NO A 001 993 75 96, A 002 993 42 96 ALT ALT, OE-NO A 003 993 00 96 FOR ART-NO: VD1073
E 350 CDI 4-matic	07/11-	OM 642.858	195	2987	 7PK2035	ALT
































































					ContiTech		
MERCEDDES-BENZ							
E-CLASS (W212, S212)							
 E 350 CDI, E 350 CDI 4-matic	01/09-	OM 642.850, OM 642.856	170	2987		AP9075	ALT ALT FOR ART-NO: VD1073
						7PK2005	
						7PK2035	
						7PK2035D1	
						AP9075	
						VD1073	
	MS33						
E-CLASS Coupe (C124)							
E 200	06/93-06/97	M 111.940	100	1998		6PK2040	ALT, PS
						6PK2140	ALT, PS, AC
G-CLASS (W463)							
G 63 AMG	05/12-	M 157.980	400	5461		AP9050	
G 65 AMG	05/12-	M 279.982	450	5980		AP9075	
GLA-CLASS (X156)							
AMG GLA 45 4-matic	07/15-	M 133.980	280	1991		5PK1515	ALT
GLA 180	02/15-	M 270.910	90	1595		5PK1515	ALT
GLA 180 CDI / d	07/14-	OM 607.951	80	1461		6PK1130	ALT, (AC)
						6PK1195	ALT, (AC)
						CT1184	CA
						CT1184K1	CA
GLA 200	12/13-	M 270.910	115	1595		5PK1515	ALT
GLA 250, GLA 250 4-matic	12/13-	M 270.920	155	1991		5PK1515	ALT
GLA 45 AMG 4-matic	05/14-	M 133.980	265	1991		5PK1515	ALT
GL-CLASS (X164)							
GL 320 CDI 4-matic	09/06-05/09	OM 642.940	165	2987		7PK2035	ALT, CH-NO A 390565⇨, 03/2008⇨
						7PK2035D1	ALT, CH-NO A 390565⇨, 03/2008⇨
						8PK2035	ALT, ⇨CH-NO A 390564, ⇨02/2008
						AP9075	
						VD1073	MTR-NO 40777760⇨
						MS33	FOR ART-NO: VD1073
GL 350 CDI 4-matic	05/09-	OM 642.940	165	2987		7PK2035	ALT
						7PK2035D1	ALT
						AP9075	
						VD1073	
GL 500 4-matic	09/06-	M 273.963	285	5461		MS33	FOR ART-NO: VD1073
						6PK2404	ALT
GL-CLASS (X166)							
GL 350 CDI / BlueTec 4-matic	07/12-	OM 642.826	190	2987		7PK2005	ALT, (ARS)
						7PK2045	
GL 400 4-matic	08/13-	M 276.821	245	2996		6PK2125	ALT
GL 500 4-matic	07/12-	M 278.928	320	4663		AP9050	
						6PK2528	ALT
GL 63 AMG 4-matic	07/12-	M 157.982	410	5461		6PK2528	ALT
						AP9050	
GLK-CLASS (X204)							
200 CDI	12/13-	OM 651.916	100	2143		6PK2000	ALT
						AP9050	
	07/10-	OM 651.916, OM 651.913	105	2143		6PK2155	ALT
						AP9050	
220 CDI, 220 CDI 4-matic	12/08-	OM 651.912, OM 651.916	125	2143		6PK2155	ALT
						AP9050	
						6PK2155	ALT
250 CDI 4-matic	09/09-	OM 651.912	150	2143		AP9050	
300 4-matic	07/09-04/11	M 272.948	170	2996		6PK2404	ALT
						MS32	FOR ART-NO: VD1072
320 CDI 4-matic	06/08-	OM 642.961	165	2987		7PK2035	ALT
						7PK2035D1	ALT
						AP9075	
						VD1073	
350 CDI 4-matic	07/12-	OM 642.835	195	2987		MS33	FOR ART-NO: VD1073
						7PK2005	

					ContiTech	
MERCEDES-BENZ						
GLK-CLASS (X204)						
					 7PK2035  AP9075	ALT, (-START-STOP)
M-CLASS (W163)						
ML 270 CDI	12/99-06/05	OM 612.963	120	2685	 6PK2271  6PK2271D1  6PK2271K1  AP9024  MS16  MS23	ALT, WP, AC, PS ⇒MTR-NO 51184580, ALT, WP, AC, PS ALT, WP, AC, PS FOR ART-NO: VD1036, MTR-NO 51184581⇒ FOR ART-NO: VD1036, ⇒MTR-NO 51184580
ML 320	02/98-08/02	M 112.942	160	3199	 6PK2370  6PK2390  6PK2390  6PK2390D1  6PK2390D1	ALT, PS, AC, CH-NO A 429266⇒ ALT, PS, AC, ⇒CH-NO X 778320 ALT, PS, AC, ⇒CH-NO A 429265 ALT, PS, AC, ⇒CH-NO X 778320 ALT, PS, AC, ⇒CH-NO A 429265
ML 400 CDI	09/01-06/05	OM 628.963	184	3996	 7PK2271  7PK2276  7PK2276	ALT, CH-NO A 426162⇒ ALT, ⇒CH-NO A 426161 X 778320
M-CLASS (W164)						
ML 280 CDI 4-matic	07/05-07/09	OM 642.940	140	2987	 7PK2035  8PK2035  AP9075	ALT, CH-NO A 390565⇒, 03/2008⇒, MTR-CODE: 642.940 ALT, ⇒CH-NO A 390564, ⇒02/2008, MTR-CODE: 642.940
ML 300 CDI 4-matic	02/10-	OM 642.832, OM 642.820	150	2987	 6PK2035  7PK2035D1  AP9075  VD1073  MS33	ALT ALT FOR ART-NO: VD1073
ML 320 CDI 4-matic	07/05-07/09	OM 642.940	165	2987	 7PK2035  8PK2035  AP9075	ALT, CH-NO A 390565⇒, 03/2008⇒, MTR-CODE: 642.940 ALT, ⇒CH-NO A 390564, ⇒02/2008, MTR-CODE: 642.940
ML 350 4-matic	07/05-	M 272.967	200	3498	 6PK2404	ALT
ML 350 CDI 4-matic	02/10-	OM 642.820	170	2987	 7PK2035  7PK2035D1  AP9075  VD1073  MS33	ALT ALT FOR ART-NO: VD1073
ML 420 CDI 4-matic	02/06-09/09	OM 629.912	225	3996	 8PK2290	ALT, PS, AC
M-CLASS (W166)						
ML 250 CDI / BlueTEC 4-matic	06/11-	OM 651.960	150	2143	 6PK2000  AP9050	ALT
ML 300 4-matic	04/14-	M 276.955	185	3498	 AP9050	
ML 350 4-matic	06/11-	M 276.955	225	3498	 6PK2140  6PK2225  AP9050	ALT ALT, (ARS)
ML 350 BlueTEC 4-matic	06/11-	OM 642.826	190	2987	 7PK2005  7PK2045  AP9050	ALT, (DYNAMIC DRIVE)
ML 400 4-matic	08/13-	M 276.821	245	2996	 AP9050	
ML 500 4-matic	02/12-	M 278.928	300	4663	 6PK2528	ALT
R-CLASS (W251, V251)						
R 320 CDI 4-matic	01/06-	OM 642.950	165	2987	 7PK2035  8PK2035  AP9075	ALT, CH-NO A 080335⇒, 03/2008⇒, MTR-CODE: 642.950 ALT, ⇒CH-NO A 080334, ⇒02/2008, MTR-CODE: 642.950
R 350 CDI 4-matic	08/10-	OM 642.872	195	2987	 7PK2035  AP9075	ALT
Saloon (W123)						
200 D	03/79-11/85	OM 615.940	44	1988	 AVX10X940	ALT, ⇒MTR-NO 142197




























































					ContiTech		
MERCEDES-BENZ							
Saloon (W123)							
					 AVX13X1025	ALT, MTR-NO 142198⇄	
					 AVX13X1150	PS	
					 AVX13X1350	AC	
230 E	04/80-12/85	M 102.980	100	2299	 AVX10X1005	ALT	
					 AVX13X750	PS	
					 AVX13X875	AC	
240 D	03/79-11/85	OM 616.912	53	2399	 AVX10X960	ALT, ⇄MTR-NO 912086378	
					 AVX13X1025	ALT, MTR-NO 912086379⇄	
					 AVX13X1150	PS	
					 AVX13X1375	AC	
Saloon (W124)							
200 D	08/89-06/93	OM 601.912	55	1997	 6PK1015	ALT	
					 6PK2050	ALT, PS	
					 6PK2120	ALT, PS, AC	
200, 200 E	01/86-08/92	M 102.922, M 102.963	77-87	1996	 6PK1020	ALT	
					 6PK1885	ALT, PS	
					 6PK1980	ALT, PS, AC	
230 E, 230 E CAT	12/84-06/93	M 102.982	97-100	2298	 6PK1015	ALT, (-PS)	
					 6PK1885	ALT, PS	
					 6PK1980	ALT, PS, AC	
250 D	04/85-06/93	OM 602.912	66-69	2497	 6PK1015	ALT	
					 6PK2030	ALT, PS	
					 6PK2100	ALT, PS, AC	
250 Turbo-D	09/88-06/93	OM 602.962	93	2497	 6PK1015	ALT	
					 6PK2030	ALT, PS	
					 6PK2100	ALT, PS, AC	
260 E	09/85-08/92	M 103.940	118	2597	 6PK1020	ALT	
					 6PK2175	ALT, (-AC)	
					 6PK2257	ALT, (AC), (-LC)	
					 6PK2415	ALT, (AC), (LC)	
300 E	08/85-08/92	M 103.983	132	2960	 6PK2175	ALT, (-AC)	
					 6PK2257	ALT, (AC), (-LC)	
					 6PK2415	ALT, (AC), (LC)	
S-CLASS (W140)							
300 SE,SEL/S320	03/91-10/98	M 104.990, M 104.994	170	3199	 8PK2337	ALT, (-AC), MTR-CODE: 104.990	
					 8PK2440	ALT, (AC), MTR-CODE: 104.994, ⇄MTR-NO 31209	
					 8PK2440	ALT, (AC), MTR-CODE: 104.990	
S-CLASS (W220)							
S 320	10/98-08/05	M 112.944	165	3199	 3PJ891	2.FAN	
					 6PK2370	ALT, PS, AC, CH-NO 220 A 190250⇄	
					 6PK2390	ALT, PS, AC, ⇄CH-NO 220 A 190249	
					 6PK2390D1	ALT, PS, AC, ⇄CH-NO 220 A 190249	
S 320 CDI	08/99-09/02	OM 613.960	145	3222	 6PK2260	ALT	
					 6PK2260K2	ALT	
					 AP9024		
					 VD1103	MTR-CODE: 613.960	
	09/02-08/05	OM 648.960	150	3222	 6PK2260	ALT	
					 6PK2260K1	ALT	
					 AP9027		
					 VD1103	MTR-CODE: 648.960	
S 430	10/98-08/05	M 113.941	205	4266	 3PJ891	2.FAN	
					 6PK2390	ALT, PS, AC	
					 6PK2390D1	ALT, PS, AC	
S 500	10/98-08/05	M 113.960, M 113.966	225	4966	 3PJ891	2.FAN	
					 6PK2390	ALT, PS, AC	
					 6PK2390D1	ALT, PS, AC	
S 600	01/00-08/05	M 137.970	270	5786	 7PK2345	ALT	
S-CLASS (W221)							
S 320 CDI	12/05-06/09	OM 642.930	173	2987	 7PK2035	ALT, 09/2008⇄, CH-NO A 245306⇄	
					 8PK2035	ALT, ⇄08/2008, ⇄CH-NO A 245305	
S 350 BlueTec	04/11-	OM 642.862	190	2987	 7PK2005		
					 7PK2035	ALT, (-START-STOP)	

					ContiTech	
MERCEDES-BENZ						
S-CLASS (W221)						
 S 350, S 350 4-matic	10/05-	M 272.965, M 272.975	200	3498	 6PK2404	ALT
S 500, S 500 4-matic	10/05-	M 273.961, M 273.968	285	5461	 6PK2404	ALT
S 63 AMG	02/12-	M 157.980	420	5461	 6PK2528  AP9050	ALT
S-CLASS (W222, V222, X222)						
S 350 BlueTEC / d, S 350 BlueTEC / d 4-matic, S 350 BlueTEC 4-matic	05/13-	OM 642.861, OM 642.867	185-190	2987	 7PK2005	
S 500, S 500 4-matic	05/13-	M 278.929	335	4663	 6PK2528  AP9050	ALT
S 63 AMG, S 63 AMG 4-matic	05/13-	M 157.985	430	5461	 AP9050	
S-CLASS Coupe (C140)						
SEC/CL 500	10/92-02/99	M 119.970	235	4973	 6PK2523	ALT, 01/1993⇄, MTR-NO 026391⇄
S-CLASS Coupe (C215)						
CL 500	03/99-03/06	M 113.960	225	4966	 3PJ891  6PK2380  6PK2380D1  6PK2390  6PK2390D1  VD1070  MS32	2.FAN ALT, PS, AC, 10/2002⇄, CH-NO A 031529⇄ ALT, PS, AC, 10/2002⇄, CH-NO A 031529⇄ ALT, PS, AC, ⇄09/2002, ⇄CH-NO A 031528 ALT, PS, AC, ⇄09/2002, ⇄CH-NO A 031528 FOR ART-NO: VD1070
S-CLASS Coupe (C217)						
S 500 4-matic	04/14-	M 278.929	335	4663	 6PK2528	ALT
S 63 AMG, S 63 AMG 4-matic	04/14-	M 157.985	430	5461	 6PK2528  AP9050	ALT
SL (R107)						
280 SL	08/74-07/85	M 110.982, M 110.986, M 110.990	136	2746	 AVX10X960  AVX13X1285  AVX13X775	FAN AC PS
SL (R129)						
500	09/92-10/01	M 119.972, M 119.982	235	4973	 6PK2433  6PK2460  6PK2510  6PK2535	ALT, (AC), MTR-CODE: M 119.982 ALT, (AC), MTR-CODE: M 119.972 ALT, (AC), MTR-CODE: M 119.982 ALT, (AC), MTR-CODE: M 119.972
SL (R230)						
350	03/03-01/12	M 112.973	180	3724	 6PK2380  6PK2380D1  VD1070  MS32	ALT, PS, AC ALT, PS, AC FOR ART-NO: VD1070
500	10/01-01/12	M 113.963	225	4966	 6PK2380  6PK2380D1  6PK2390  6PK2390D1  VD1070  MS32	ALT, PS, AC, CH-NO F 011632⇄, 08/2002⇄ ALT, PS, AC, 08/2002⇄, CH-NO F 011632⇄ ALT, PS, AC, ⇄CH-NO F 026959, ⇄07/2002 ALT, PS, AC, ⇄07/2002, ⇄CH-NO F 026959 FOR ART-NO: VD1070
SL (R231)						
350	02/12-	M 276.954	225	3498	 6PK2140  6PK2225  AP9050	ALT, (LC) ALT, (LC)
400	04/14-	M 276.825	245	2996	 6PK2125  6PK2130  6PK2135  6PK2225  AP9050	ALT, OE-NO A0039938596 ALT, OE-NO A0039935796 ALT, OE-NO A0029930996 ALT, OE-NO A0029930896
500	01/12-	M 278.927	320	4663	 6PK2528	ALT
63 AMG	01/12-	M 157.983	395-430	5461	 6PK2528  AP9050	ALT
65 AMG	05/12-	M 279.981	463	5980	 AP9075	



					ContiTech		
MERCEDES-BENZ							
SLK (R170)							
 200	09/96-03/00	M 111.946	100	1998	 6PK2055	ALT, (AC)	
					 6PK2155	ALT, (AC)	
200 Kompressor	03/00-04/04	M 111.958	120	1998	 6PK1352	AIRC	
					 6PK1775	ALT, (AC)	
					 6PK1873	ALT, (AC)	
					 6PK1873K4	ALT, (AC)	
230 Kompressor	03/00-04/04	M 111.983	145	2295	 6PK1330	AIRC	
					 6PK1775	ALT, (AC)	
					 6PK1873	ALT, (AC)	
					 6PK1873K4	ALT, (AC)	
320	03/00-04/04	M 112.947	160	3199	 6PK1352	AIRC	
					 6PK1775	ALT, (AC)	
					 6PK1873	ALT, (AC)	
					 6PK1873K4	ALT, (AC)	
200 Kompressor	09/96-03/00	M 111.973	142	2295	 6PK1330	AIRC	
					 6PK1775	ALT, (AC)	
					 6PK1873	ALT, (AC)	
					 6PK1873K4	ALT, (AC)	
320	03/00-04/04	M 112.947	160	3199	 6PK2390	ALT, PS, AC	
					 6PK2390D1	ALT, PS, AC	
SLK (R171)							
200 Kompressor	03/04-02/11	M 271.944, M 271.954	120-135	1795-1796	 7PK2315	ALT, (AC)	
					 7PK2418	ALT, (AC)	
					 AP9020		
					 AP9026		
280	01/05-02/11	M 272.942	170	2996	 6PK2404	ALT, WP, PS, AC	
350	06/04-02/11	M 272.963	200	3498	 MS32	FOR ART-NO: VD1072	
350	06/04-02/11	M 272.963	200	3498	 6PK2404	ALT	
SLK (R172)							
200	02/11-	M 271.860, M 271.861	135	1796	 6PK2315	ALT	
					 AP9050		
250	02/11-	M 271.860, M 271.861	150	1796	 6PK2315	ALT	
250 CDI / d	01/12-	OM 651.980	150	2143	 AP9050		
					 6PK2155	ALT	
250 CDI / d	01/12-	OM 651.980	150	2143	 AP9050		
SLS AMG (C197), SLS AMG Cabriolet (A197)							
6.2, 6.2 GT	06/13-	M 159.980	435-464	6208	 AP9050		
CITAN (415)							
108 CDI	11/12-	OM 607.951	55	1461	 6PK1130	ALT, (AC)	
					 6PK1200	ALT, (AC)	
					 CT1184	CA	
					 CT1184K1	CA	
109 CDI	11/12-	OM 607.951	66	1461	 6PK1130	ALT, (AC)	
					 6PK1200	ALT, (AC)	
					 CT1184	CA	
					 CT1184K1	CA	
111 CDI	06/13-	OM 607.951	81	1461	 6PK1130	ALT, (AC)	
					 6PK1200	ALT, (AC)	
					 CT1184	CA	
					 CT1184K1	CA	
SPRINTER 2-t (901, 902)							
208 CDI	04/00-05/06	OM 611.987	60	2148	 6PK2196	ALT, (AC), ⇨ CH-NO R220797	
					 6PK2264	ALT, (AC), CH-NO R220798⇨	
					 6PK2264D1	CH-NO R220798⇨, ALT, (AC), (Abtrieb nicht vorn)	
					 6PK2271	ALT, (AC)	
					 6PK2271D2	⇨ MTR-NO 50185180, ALT, (AC), (Abtrieb vorn)	
					 AP9010		
					 AP9015		
					 MS16	FOR ART-NO: VD1041, VD1042, MTR-NO 50185181⇨	
					 MS23	FOR ART-NO: VD1041, VD1042, ⇨ MTR-NO 50	
							

					ContiTech	
MERCEDES-BENZ						
SPRINTER 2-t (901, 902)						
208 D	01/95-04/00	OM 601.943	58	2299	6PK2020 6PK2100 AP9034	ALT, (-AC) ALT, (AC)
210 D	01/97-04/00	OM 602.980	75	2874	6PK2080 6PK2140 AP9034	ALT, WP, FAN, PS ALT, WP, FAN, AC, PS
211 CDI	04/00-05/06	OM 611.981	80	2148	6PK2196 6PK2264 6PK2264D1 6PK2271 6PK2271D2 AP9010 AP9015 MS16 MS23	ALT, (-AC), ⇨CH-NO R220797 ALT, (-AC), CH-NO R220798⇨ CH-NO R220798⇨, ALT, (-AC), (Abtrieb nicht vorn) ALT, (AC) ⇨MTR-NO 50185180, ALT, (AC), (Abtrieb vorn) FOR ART-NO: VD1041, VD1042, MTR-NO 50185181⇨ FOR ART-NO: VD1041, VD1042, ⇨MTR-NO 50185180
212 D	02/95-04/00	OM 602.980	90	2874	6PK2080 6PK2150 AP9034	ALT, WP, FAN, PS ALT, WP, FAN, AC, PS
213 CDI	04/00-05/06	OM 611.981	95	2148	6PK2196 6PK2264 6PK2264D1 6PK2271 6PK2271D2 AP9010 AP9015 MS16 MS23	ALT, (-AC), ⇨CH-NO R220797 ALT, (-AC), CH-NO R220798⇨ CH-NO R220798⇨, ALT, (-AC), (Abtrieb nicht vorn) ALT, (AC) ⇨MTR-NO 50185180, ALT, (AC), (Abtrieb vorn) FOR ART-NO: VD1041, VD1042, MTR-NO 50185181⇨ FOR ART-NO: VD1041, VD1042, ⇨MTR-NO 50185180
214	02/95-05/06	M 111.979	105	2295	6PK2100 6PK2115 6PK2205 6PK2215	ALT, WP, FAN, PS, (VT67) ALT, WP, FAN, PS, (VDA) ALT, WP, FAN, AC, PS, (VT67) ALT, WP, FAN, AC, PS, (VDA)
		M 111.979, M 111.984	105	2295	6PK2100 6PK2130 6PK2205	ALT, PS, ⇨05/1996 ALT, PS, 05/1996⇨ ALT, PS, AC
216 CDI	04/00-05/06	OM 612.981	115	2685	6PK2196 6PK2264 6PK2271 AP9010 AP9015 MS16 MS23	ALT, (-AC), ⇨CH-NO R220797 ALT, (-AC), CH-NO R220798⇨ ALT, AC FOR ART-NO: VD1036, MTR-NO 51184581⇨ FOR ART-NO: VD1036, ⇨MTR-NO 51184580
SPRINTER 3-t (903)						
308 CDI	04/00-05/06	OM 611.987	60	2148	6PK2196 6PK2264 6PK2264D1 6PK2271 6PK2271D2 AP9010 AP9015 MS16 MS23	ALT, (-AC), ⇨CH-NO R220797 ALT, (-AC), CH-NO R220798⇨ CH-NO R220798⇨, ALT, (-AC), (Abtrieb nicht vorn) ALT, (AC) ⇨MTR-NO 50185180, ALT, (AC), (Abtrieb vorn) FOR ART-NO: VD1041, VD1042, MTR-NO 50185181⇨ FOR ART-NO: VD1041, VD1042, ⇨MTR-NO 50185180
308 D 2.3	02/95-04/00	OM 601.943	58	2299	6PK2020 6PK2100 AP9034	ALT, (-AC) ALT, (AC)
310 D 2.9	02/95-04/00	OM 602.980	75	2874	6PK2080	ALT, WP, FAN, PS

					ContiTech	
MERCEDES-BENZ						
SPRINTER 3-t (903)						
311 CDI	04/00-05/06	OM 611.981	80	2148	 6PK2140  AP9034	ALT, WP, FAN, AC, PS
312 D 2.9	02/95-04/00	OM 602.980	90	2874	 6PK2196  6PK2264  6PK2264D1  6PK2271  6PK2271D2  AP9010  AP9015  MS16  MS23	ALT, (-AC), ⇄ CH-NO R220797 ALT, (-AC), CH-NO R220798⇄ CH-NO R220798⇄, ALT, (-AC), (Abtrieb nicht vorn) ALT, (AC) ⇄ MTR-NO 50185180, ALT, (AC), (Abtrieb vorn) FOR ART-NO: VD1041, VD1042, MTR-NO 50185181⇄ FOR ART-NO: VD1041, VD1042, ⇄ MTR-NO 50185180
313 CDI	04/00-05/06	OM 611.981	95	2148	 6PK2196  6PK2264  6PK2264D1  6PK2271  6PK2271D2  AP9010  AP9015  MS16  MS23	ALT, (-AC), ⇄ CH-NO R220797 ALT, (-AC), CH-NO R220798⇄ CH-NO R220798⇄, ALT, (-AC), (Abtrieb nicht vorn) ALT, (AC) ⇄ MTR-NO 50185180, ALT, (AC), (Abtrieb vorn) FOR ART-NO: VD1041, VD1042, MTR-NO 50185181⇄ FOR ART-NO: VD1041, VD1042, ⇄ MTR-NO 50185180
314	02/95-05/06	M 111.979, M 111.984	105	2295	 6PK2100  6PK2115  6PK2205  6PK2215	ALT, (AC), ⇄ MTR-NO 000441, (AUTOM) ALT, (AC), MTR-NO 000442⇄, (AUTOM) ALT, (AC), ⇄ MTR-NO 002028, (MANL) ALT, (AC), MTR-NO 002029⇄, (MANL)
316 CDI	04/00-05/06	OM 612.981	115	2685	 6PK2196  6PK2264  6PK2271  AP9010  AP9015  MS16  MS23	ALT, (-AC), ⇄ CH-NO R220797 ALT, (-AC), CH-NO R220798⇄ ALT, (AC) FOR ART-NO: VD1036, MTR-NO 51184581⇄ FOR ART-NO: VD1036, ⇄ MTR-NO 51184580
SPRINTER 3-t (906)						
209 CDI	06/06-	OM 646.984	65	2148	 6PK2260  6PK2260K1  6PK2285  AP9010  AP9050	ALT, (-POWER TAKE OFF) ALT, (-POWER TAKE OFF) ALT, (POWER TAKE OFF)
210 CDI	03/09-	OM 651.955	70	2143	 6DPK2215  6PK2215  6PK2215  AP9010  AP9050	ALT, 08/2010⇄, CH-NO S 495103⇄, (START-STOP) ALT, ⇄ 08/2010, ⇄ CH-NO S 495102, (START-STOP) ALT, (-START-STOP)
211 CDI	06/06-	OM 646.985	80	2148	 6PK2260  6PK2260K1  6PK2285  AP9010  AP9050	ALT, (-AC) ALT, (-AC) ALT, (AC)
213 CDI	06/06-	OM 646.986	95	2148	 AVX13X975  6PK2260  6PK2285  6PK2285  AP9010  AP9050	AC ALT ALT, (2x ALT) ALT, (=2ND ACC)
	03/09-	OM 651.956	95	2143	 6DPK2215	ALT, 08/2010⇄, CH-NO S 495103⇄, (START-STOP)



ContiTech



MERCEDES-BENZ

SPRINTER 3-t (906)






























































					6PK2215 6PK2215 AP9020 AP9050	ALT, (-START-STOP) (START-STOP), ⇨08/2010, ⇨CH-NO S 495102
	06/06-	OM 651.955, OM 651.956	95	2143	6DPK2215	ALT, 08/2010⇨, CH-NO S 495103⇨, (START-STOP)
215 CDI	06/06-	OM 646.990, OM 646.986, OM 646.989	110	2148	6PK2260 6PK2260K1 AP9010 AP9050	ALT ALT
		OM 646.990, OM 646.989	110	2148	AVX13X975 6PK2260 6PK2285 6PK2285 AP9010 AP9050	AC ALT ALT, (=2ND ACC) ALT, (2x ALT)
216 CDI	03/09-	OM 651.957, OM 651.955	120	2143	6DPK2215 6PK2215 6PK2215 AP9010	ALT, 08/2010⇨, CH-NO S 495103⇨, (START-STOP) ALT, (START-STOP), ⇨08/2010, ⇨CH-NO S 495102 ALT, (-START-STOP)
218 CDI	06/06-	OM 642.992, OM 642.993, OM 642.896	135	2987	6PK1413 6PK691 ELAST 7PK1970 7PK1980 7PK2035 AP9075	HYDP, (AC) HYDP, OE-NO 0019933896 ALT, OE-NO 0019933696, (-AC) ALT, OE-NO 0019934196, (-AC) ALT, (AC), (-POWER TAKE OFF)

SPRINTER 3,5-t (906)


























































309 CDI

	06/06-	OM 646.984	65	2148	6PK2260 6PK2260 6PK2260K1 6PK2260K1 6PK2285 6PK2285 AP9010 AP9050	ALT, (AC) ALT, (-POWER TAKE OFF) ALT, (AC) ALT, (-POWER TAKE OFF) ALT, (AC) ALT, (POWER TAKE OFF)
310 CDI	03/09-	OM 651.955	70	2143	6DPK2215 6PK2215 6PK2215 AP9010 AP9050	ALT, 08/2010⇨, CH-NO S 495103⇨, (START-STOP) ALT, (START-STOP), ⇨08/2010, ⇨CH-NO S 495102 ALT, (START-STOP)
311 CDI	06/06-	OM 646.985	80	2148	6PK2260 6PK2260K1 6PK2285 AP9010 AP9050	ALT, (AC) ALT, (AC) ALT, (AC)
313 CDI	05/09-	OM 651.955, OM 651.956	95	2143	6DPK2215 6PK2215 6PK2215 AP9020 AP9050	ALT, 08/2010⇨, CH-NO S 495103⇨, (START-STOP) ALT, (START-STOP), ⇨08/2010, ⇨CH-NO S 495102 ALT, (-START-STOP)
	06/06-	OM 646.986	95	2148	6PK2215 6PK2260 6PK2260K1 6PK2285 AP9010 AP9050	ALT, OE-NO A 002 993 32 96, A 002 993 43 96, A 002 993 33 96 ALT, (-AC) ALT, (AC) ALT, (AC)
315 CDI	06/06-	OM 646.990, OM 646.989	110	2148	AVX13X975 6PK2260 6PK2285 6PK2285	AC ALT ALT, (=2ND ACC) ALT, (2x ALT)



					ContiTech	
MERCEDES-BENZ						
SPRINTER 3,5-t (906)						
					 AP9010  AP9050	
316 CDI	03/09-	OM 651.957, OM 651.955	120	2143	 6DPK2215  6PK2215  6PK2215  AP9010	ALT, 08/2010⇒, CH-NO S 495103⇒, (START-STOP) ALT, (START-STOP), ⇒08/2010, ⇒CH-NO S 495102 ALT, (-START-STOP)
318 CDI	06/06-	OM 642.992, OM 642.993, OM 642.896	135	2987	 6PK1413  6PK691 ELAST  7PK1970  7PK1980  7PK2035  AP9075	HYDP, (AC) HYDP, OE-NO 0019933896 ALT, OE-NO 0019933696, (-AC) ALT, OE-NO 0019934196, (-AC) ALT, (AC), (-POWER TAKE OFF)
SPRINTER 4-t (904)						
408 CDI	04/00-05/06	OM 611.987	60	2148	 6PK2196  6PK2264  6PK2264D1  6PK2271  6PK2271D2  AP9010  AP9015  MS16  MS23	ALT, (-AC), ⇒CH-NO R220797 ALT, (-AC), CH-NO R220798⇒ CH-NO R220798⇒, ALT, (-AC), (Abtrieb nicht vorn) ALT, (AC) ⇒MTR-NO 50185180, ALT, (AC), (Abtrieb vorn) FOR ART-NO: VD1041, VD1042, MTR-NO 50185181⇒ FOR ART-NO: VD1041, VD1042, ⇒MTR-NO 50185180
408 D	02/96-05/06	OM 601.943	58	2299	 6PK2020  6PK2100  AP9034	ALT, (-AC) ALT, (AC)
410 D, 410 D 4x4	02/96-05/06	OM 602.980	75	2874	 6PK2080  6PK2140  AP9034	ALT, (-AC) ALT, (AC)
411 CDI	04/00-05/06	OM 611.981	80	2148	 6PK2196  6PK2264  6PK2264D1  6PK2271  6PK2271D2  AP9010  AP9015  MS16  MS23	ALT, (-AC), ⇒CH-NO R220797 ALT, (-AC), CH-NO R220798⇒ CH-NO R220798⇒, ALT, (-AC), (Abtrieb nicht vorn) ALT, (AC) ⇒MTR-NO 50185180, ALT, (AC), (Abtrieb vorn) FOR ART-NO: VD1041, VD1042, MTR-NO 50185181⇒ FOR ART-NO: VD1041, VD1042, ⇒MTR-NO 50185180
412 D, 412 D 4x4	02/96-05/06	OM 602.980	85-90	2874	 6PK2080  6PK2140  AP9034	ALT, (-AC) ALT, (AC)
413 CDI	04/00-05/06	OM 611.981	95	2148	 6PK2196  6PK2264  6PK2264D1  6PK2271  6PK2271D2  AP9010  AP9015  MS16  MS23	ALT, (-AC), ⇒CH-NO R220797 ALT, (-AC), CH-NO R220798⇒ CH-NO R220798⇒, ALT, (-AC), (Abtrieb nicht vorn) ALT, (AC) ⇒MTR-NO 50185180, ALT, (AC), (Abtrieb vorn) FOR ART-NO: VD1041, VD1042, MTR-NO 50185181⇒ FOR ART-NO: VD1041, VD1042, ⇒MTR-NO 50185180
414, 414 4x4	02/96-05/06	M 111.979	105	2295	 6PK2100  6PK2115  6PK2205  6PK2215	ALT, (-AC), ⇒MTR-NO 000441 ALT, (-AC), MTR-NO 000442⇒ ALT, (AC), ⇒MTR-NO 002028 ALT, (AC), MTR-NO 002029⇒
416 CDI	04/00-05/06	OM 612.981	115	2685	 6PK2196	ALT, (-AC), ⇒CH-NO R220797




















































					ContiTech	
---	---	---	---	---	-----------	---

MERCEDES-BENZ						
SPRINTER 4-t (904) 					 6PK2264  6PK2271  AP9010  AP9015  MS16  MS23	ALT, (AC), CH-NO R220798⇄ ALT, AC FOR ART-NO: VD1036, MTR-NO 51184581⇄ FOR ART-NO: VD1036, ⇄MTR-NO 51184580
SPRINTER 4,6-t (906) 413 CDI	06/06-	OM 646.986	95	2148	 6DPK2215  6PK2215  6PK2215  AP9020  AP9050  AP9075	ALT, 08/2010⇄, CH-NO S 495103⇄, (START-STOP) ⇄08/2010, ⇄CH-NO S 495102, ALT, (START-STOP) ALT, (-START-STOP)
SPRINTER 5-t (905) 616 CDI	04/01-05/06	OM 612.981	115	2685	 6PK2196  6PK2260  6PK2271  AP9010  MS16  MS23	ALT, (AC), ⇄CH-NO R220797 ALT, (AC), CH-NO R220798⇄ ALT, (AC) MTR-NO 51184581⇄, FOR ART-NO: VD1036 ⇄MTR-NO 51184580, FOR ART-NO: VD1036
SPRINTER 5-t (906) 509 CDI	06/06-	OM 646.984	65	2148	 6PK2260  6PK2260  6PK2260K1  6PK2260K1  6PK2285  6PK2285  AP9010  AP9050	ALT, (-POWER TAKE OFF) ALT, (AC) ALT, (AC) ALT, (-POWER TAKE OFF) ALT, (AC) ALT, (POWER TAKE OFF)
511 CDI	06/06-	OM 646.985	80	2148	 6PK2260  6PK2260K1  6PK2285  AP9010  AP9050	ALT, (AC) ALT, (AC) ALT, (AC)
513 CDI	06/06-	OM 651.955, OM 651.956	95	2143	 6DPK2215  6PK2215  6PK2215	ALT, 08/2010⇄, CH-NO S 495103⇄, (START-STOP) ALT, (START-STOP) ALT, (START-STOP), ⇄08/2010, ⇄CH-NO S 495102
515 CDI	06/06-	OM 646.990, OM 646.986, OM 646.989	110	2148	 AVX13X975  6PK2260  6PK2285  6PK2285  AP9010  AP9050	AC ALT ALT, (=2ND ACC) ALT, (2x ALT)
		OM 646.990, OM 646.989	110	2148	 AP9010  AP9050	
516 CDI	03/09-	OM 651.957, OM 651.955	120	2143	 6DPK2215  6PK2215  6PK2215  AP9010	ALT, 08/2010⇄, CH-NO S 495103⇄, (START-STOP) ALT, (START-STOP), ⇄08/2010, ⇄CH-NO S 495102 ALT, (-START-STOP)
518 CDI	06/06-	OM 642.992, OM 642.993, OM 642.896	135	2987	 6PK1413  6PK691 ELAST  7PK1970  7PK1980  7PK2035  AP9075	HYDP, (AC) HYDP, OE-NO 0019933896 ALT, OE-NO 0019933696, (AC) ALT, OE-NO 0019934196, (AC) ALT, (AC), (-POWER TAKE OFF)
SPRINTER CLASSIC 3,5-t (909) 311 CDI	09/13-	OM 646.701	80	2148	 AP9010  AP9050	
SPRINTER CLASSIC 4,6-t (909) 411 CDI	09/13-	OM 646.701	80	2148	 AP9010  AP9050	

					ContiTech		
MERCEDES-BENZ							
SPRINTER CLASSIC 4,6-t (909)							
208 D 2.3	11/88-02/96	OM 601.940	58	2299	6PK1015 6PK1980	ALT ALT, PS, AC	
Vaneo (414)							
1.6	02/02-07/05	M 166.961	75	1598	5PK1290 5PK1750 AP9055 VD1093	ALT, PS, (-AC) ALT, PS, AC	
1.7 CDI	02/02-07/05	OM 668.914	55-67	1689	5PK1265 5PK1715 AP9014 AP9055 VD1093	ALT, (-AC) ALT, AC	
1.8	02/02-07/05	M 166.991	92	1898	5PK1290 5PK1750 AP9055 VD1093	ALT, PS, (-AC) ALT, PS, AC	
Viano (W639)							
CDI 2.0	08/05-	OM 646.982	85	2148	6PK2260 6PK2260K1 6PK2285 AP9010 AP9050	ALT ALT ALT, (2x ALT)	
CDI 2.2	09/03-	OM 646.982	110	2148	6PK2260 6PK2260K1 6PK2271 6PK2271D2 6PK2271K1 6PK2280 AP9010 AP9050 MS16 MS23	ALT, (-POWER TAKE OFF) ALT, (-POWER TAKE OFF) ALT, ⇨CH-NO 158569, (POWER TAKE OFF) ⇨CH-NO 158569, ⇨MTR-NO 50 222461, ALT, (POWER TAKE OFF) ALT, ⇨CH-NO 158569, (POWER TAKE OFF), ⇨04/2005 ALT, CH-NO 158570⇨, (POWER TAKE OFF) FOR ART-NO: VD1041, VD1042, MTR-NO 50 222462⇨ FOR ART-NO: VD1041, VD1042, ⇨MTR-NO 50 222461	
	07/10-	OM 651.940	120	2143	6DPK2215 6PK2215 AP9010 AP9050	ALT, (START-STOP) ALT, (-START-STOP)	
CDI 2.2 4-matic	07/05-	OM 646.982	110	2148	6PK2260 6PK2260K1 6PK2271 6PK2271D2 6PK2280 AP9010 AP9050 MS16 MS23	ALT, (-POWER TAKE OFF) ALT, (-POWER TAKE OFF) ALT, ⇨CH-NO 158569, (POWER TAKE OFF) ⇨CH-NO 158569, ⇨MTR-NO 50 222461, ALT, (POWER TAKE OFF) ALT, CH-NO 158570⇨, (POWER TAKE OFF) FOR ART-NO: VD1041, VD1042, MTR-NO 50 222462⇨ FOR ART-NO: VD1041, VD1042, ⇨MTR-NO 50 222461	
CDI 3.0	03/06-	OM 642.990	150-165	2987	6PK691 ELAST 7PK2035 AP9075	FAN ALT	
Vito (638)							
108 CDI 2.2	03/99-07/03	OM 611A (60 KW CDI)	60	2148	6PK2077 6PK2160 AP9010 AP9015	ALT, (-AC) ALT, (AC)	
108 D 2.3	02/96-07/03	OM 601.942	58	2299	6PK2000	ALT, PS	









					ContiTech	
---	---	---	---	---	-----------	---



















MERCEDES-BENZ










VITO (638)											
					 6PK2080  AP9060	ALT, PS, AC					
110 CDI 2.2	03/99-07/03	OM 611LA (75 KW CDI)	75	2148-2151	 6PK2077  6PK2160  AP9010  AP9015	ALT, (-AC) ALT, (AC)					
110 D 2.3, 110 TD 2.3	02/96-07/03	OM 601.970	72	2299	 6PK2020  6PK2100  AP9060	PS, (-AC) PS, (AC)					
112 CDI 2.2	03/99-07/03	OM 611.980	90	2151	 6PK2077  6PK2160  AP9010  AP9015  MS16  MS23	ALT, (-AC) ALT, (AC) FOR ART-NO: VD1041, VD1042, MTR-NO 50 185181⇨ FOR ART-NO: VD1041, VD1042, ⇨MTR-NO 50 185180					
113 2.0	02/96-07/03	M 111.948, M 111.950	95	1998	 6PK2100  6PK2205	ALT, (-AC) ALT, (AC)					
114 2.3	12/96-07/03	M 111.978	105	2295	 6PK2100  6PK2205	ALT, (-AC) ALT, (AC)					
VITO (W447)											
109 CDI / 109 BlueTEC	10/14-	OM 622.951	65	1598	 AP9050						
111 CDI / 111 BlueTEC	10/14-	OM 622.951	84	1598	 AP9050						
114 CDI / 114 BlueTEC	10/14-	OM 651.950	100	2143	 AP9050						
116 CDI / 116 BlueTEC	10/14-	OM 651.950	120	2143	 AP9050						
119 BlueTEC	10/14-	OM 651.950	140	2143	 AP9050						
VITO (W639)											
109 CDI	09/03-	OM 646.983	65	2148	 6PK2260  6PK2260K1  6PK2271  6PK2271D2	ALT, (-POWER TAKE OFF) ALT, (-POWER TAKE OFF) ALT, ⇨CH-NO 158569, (POWER TAKE OFF) ⇨CH-NO 158569, ⇨MTR-NO 50 222462, ALT, (POWER TAKE OFF)					
					 6PK2271K1	ALT, ⇨CH-NO 158569, (POWER TAKE OFF), ⇨04/2005					
					 6PK2280  AP9010  AP9050	ALT, CH-NO 158570⇨, (POWER TAKE OFF)					
					 MS16	FOR ART-NO: VD1041, VD1042, MTR-NO 50 222462⇨					
					 MS23	FOR ART-NO: VD1041, VD1042, ⇨MTR-NO 50 222461					
	09/06-	OM 646.980	70	2148	 AP9010  AP9050						
					08/06-	OM 646.981, OM 646.980	70	2148	 6PK2260  6PK2260K1  6PK2271  6PK2271D2  6PK2285  AP9010  AP9050	ALT, (-AC) ALT, (-AC) ALT, (AC), ⇨CH-NO 158569 ALT, (AC), ⇨CH-NO 158569, ⇨MTR-NO 50 222461 ALT, (AC), CH-NO 158570⇨	
	 MS16	FOR ART-NO: VD1041, VD1042, MTR-NO 50 222462⇨									
	 MS23	FOR ART-NO: VD1041, VD1042, ⇨MTR-NO 50 222461									
	110 CDI	09/10-	OM 651.940	70					2143	 6DPK2215  6PK2215  AP9010  AP9050	ALT, (START-STOP) ALT, (-START-STOP)
	111 CDI	09/03-	OM 646.982	80					2148	 6PK2260  6PK2260K1	ALT, (-POWER TAKE OFF) ALT, (-POWER TAKE OFF)














					ContiTech		
MERCEDES-BENZ							
VITO (W639)							
						6PK2271	ALT, ⇨CH-NO 158569, (POWER TAKE OFF)
						6PK2271D2	⇨CH-NO 158569, ⇨MTR-NO 50 222461, ALT, (POWER TAKE OFF)
						6PK2271K1	ALT, ⇨CH-NO 158569, (POWER TAKE OFF), ⇨04/2005
						6PK2280	ALT, CH-NO 158570⇨, (POWER TAKE OFF)
						AP9010	
						AP9050	
						MS16	FOR ART-NO: VD1041, VD1042, MTR-NO 50 222462⇨
						MS23	FOR ART-NO: VD1041, VD1042, ⇨MTR-NO 50 222461
111 CDI, 111 CDI 4x4	09/07-	OM 646.982, OM 646.980	85	2148		6PK2260	ALT, (-POWER TAKE OFF)
						6PK2260K1	ALT, (-POWER TAKE OFF)
						6PK2271	ALT, ⇨CH-NO 158569, (POWER TAKE OFF)
						6PK2271D2	⇨CH-NO 158569, ⇨MTR-NO 50 222461, ALT, (POWER TAKE OFF)
						6PK2280	ALT, CH-NO 158570⇨, (POWER TAKE OFF)
						AP9010	
						AP9050	
						MS16	FOR ART-NO: VD1041, VD1042, MTR-NO 50 222462⇨
						MS23	FOR ART-NO: VD1041, VD1042, ⇨MTR-NO 50 222461
113 CDI	09/10-	OM 651.940	100	2143		6DPK2215	ALT, (START-STOP)
						6PK2215	ALT, (START-STOP)
						AP9010	
						AP9050	
115 CDI	09/03-	OM 646.982	110	2148		6PK2260	ALT, (-POWER TAKE OFF)
						6PK2260K1	ALT, (-POWER TAKE OFF)
						6PK2271	ALT, ⇨CH-NO 158569, (POWER TAKE OFF)
						6PK2271D2	⇨CH-NO 158569, ⇨MTR-NO 50 222461, ALT, (POWER TAKE OFF)
						6PK2271K1	ALT, ⇨CH-NO 158569, (POWER TAKE OFF), ⇨04/2005
						6PK2280	ALT, CH-NO 158570⇨, (POWER TAKE OFF)
						AP9010	
						AP9050	
						MS16	FOR ART-NO: VD1041, VD1042, MTR-NO 50 222462⇨
						MS23	FOR ART-NO: VD1041, VD1042, ⇨MTR-NO 50 222461
115 CDI 4x4	07/06-	OM 646.982	110	2148		6PK2260	ALT, (-POWER TAKE OFF)
						6PK2260K1	ALT, (-POWER TAKE OFF)
						6PK2271	ALT, ⇨CH-NO 158569, (POWER TAKE OFF)
						6PK2271D2	⇨CH-NO 158569, ⇨MTR-NO 50 222461, ALT, (POWER TAKE OFF)
						6PK2280	ALT, CH-NO 158570⇨, (POWER TAKE OFF)
						AP9010	
						AP9050	
						MS16	FOR ART-NO: VD1041, VD1042, MTR-NO 50 222462⇨
						MS23	FOR ART-NO: VD1041, VD1042, ⇨MTR-NO 50 222461
116 CDI	09/10-	OM 651.940	120	2143		6DPK2215	ALT, (START-STOP)
						6PK2215	ALT, (START-STOP)
						AP9010	
						AP9050	
119	09/03-	M 112.951	140	3199		6PK2370	ALT
120 CDI	07/06-	OM 642.990	150	2987		6PK691 ELAST	AC
						7PK2035	ALT







					ContiTech	
---	---	---	---	---	-----------	---

MERCEDES-BENZ						
VITO (W639)						
						
					 AP9010	
					 AP9075	
122 CDI	09/10-	OM 642.890	165	2987	 6PK691 ELAST	FAN
					 7PK2035	ALT
					 AP9075	
123	06/04-07/08	M 112.976	170	3724	 6PK2370	ALT
126	09/07-	M 272.978	190	3498	 6PK2404	ALT

MG						
MG TF						
115	03/02-12/09	16 K4F	85	1588	 3PK750	PS
					 5PK1200	ALT, AC
					 5PK736	ALT, (AC)
					 CT974	CA, (AUTOM-TP)
					 CT974K1	CA, (AUTOM-TP)
					 CT974WP1	CA, (AUTOM-TP)
135	03/02-12/09	18 K4F	100	1796	 5PK1200	ALT, (AC)
					 5PK736	ALT, (AC)
					 CT708	CA, (MANL-TP)
					 CT708K1	CA, (MANL-TP)
					 CT974	CA, (AUTOM-TP)
					 CT974K1	CA, (AUTOM-TP)
					 CT974WP1	CA, (AUTOM-TP)
160	03/02-12/09	18 K4K	118	1796	 5PK1200	ALT, AC
					 5PK736	ALT, (AC)
					 CT1112	CA
					 CT929	CA
					 CT929K2	CA

MG ZR						
105	06/01-04/05	14 K4F	76	1396	 3PK750	PS
					 5PK1145	ALT, (AC), ⇨CH-NO YD471564
					 5PK1165	ALT, (AC), CH-NO YD471565⇨
					 5PK736	ALT, (AC)
					 CT708	CA, (MECH-TP)
					 CT708K1	CA
					 CT974	CA, (AUTOM-TP)
					 CT974K1	CA, (AUTOM-TP)
					 CT974WP1	CA, (AUTOM-TP)

MGF (RD)						
1.8 i 16V	03/95-03/02	18 K4F	88	1796	 3PK750	PS
					 5PK1200	ALT, AC
					 5PK736	ALT, (AC)
					 CT708	CA, (MECH-TP)
					 CT708K1	CA
					 CT974	CA, (AUTOM-TP)
					 CT974K1	CA, (AUTOM-TP)
					 CT974WP1	CA, (AUTOM-TP)
1.8 i VVC	03/95-03/02	18 K4K	107	1796	 5PK1200	ALT, AC
					 5PK736	ALT, (AC)
					 CT1112	CA
					 CT929	CA
					 CT929K2	CA

MINI						
MINI (R50, R52, R53)						
Cooper	06/01-11/07	W10 B16 A	85	1598	 6PK1033	ALT, (AC), 01/2004⇨
					 6PK1033	ALT, (AC), HOT COUNTRIES
					 6PK1054	ALT, (AC), ⇨01/2004
					 6PK875	ALT, (AC), 08/2004⇨
					 6PK890	ALT, (AC), ⇨07/2004
Cooper S	03/02-11/07	W11 B16 A	120-	1598	 6PK1374	ALT, (John Cooper Works)

					ContiTech	
---	---	---	---	---	------------------	---

MINI

MINI (R50, R52, R53)

↔			125		∞	6PK1388	ALT
One	06/01-11/07	W10 B16 A	66	1598	∞	6PK1033	ALT, (AC), 01/2004↔
					∞	6PK1033	ALT, (AC), HOT COUNTRIES
					∞	6PK1054	ALT, (AC), ↔01/2004
					∞	6PK875	ALT, (AC), 08/2004↔
					∞	6PK890	ALT, (AC), ↔07/2004
One D	06/03-09/06	1ND, 1ND-TV	55-65	1364	∞	3PK885 ELAST	PS
					∞	7PK1175	ALT, (AC)
					∞	7PK935	ALT, (AC)

MINI (R55, R56, R57, R59, R60, R61)

Clubman Cooper S	10/07-02/10	N14 B16 A	128	1598	∞	6PK684 ELAST	ALT, (AC)
					∞	6PK905 EXTRA	ALT, (AC), ↔04/2010
					∞	6PK905 EXTRA K1	ALT, (AC), ↔04/2010
Cooper D	11/06-09/10	9HZ (DV6TED4), W16 D16	80	1560	∞	6PK800	ALT, (AC)
					∞	6PK976	ALT, (AC)
					∞	6PK976K1	ALT, (AC)
					∞	CT1092	CA
					∞	CT1092K1	CA
					∞	CT1092WP1	CA
					∞	AP9023	
					∞	VD1096	
Cooper D, Cooper D ALL4, Cooper SD	06/10-	N47 C16 A, N47 C20 A	82-105	1598	∞	5PK1105	ALT, (AC)
Cooper, Cooper S, Cooper S ALL4	10/06-	N12 B16 A, N16 B16 A, N18 B16 A	88-135	1598	∞	6PK684 ELAST	ALT, (AC)
					∞	6PK894	ALT, (AC), 04/2010↔
					∞	6PK905 EXTRA	ALT, (AC), ↔04/2010
					∞	6PK905 EXTRA K1	ALT, (AC), ↔04/2010
Countryman Cooper D/ SD/SD ALL4	02/11-	N47 C20 A	82-105	1995	∞	5PK1397	ALT, (AC)
Countryman One D	06/10-	N47 C16 A	66	1598	∞	5PK1105	
John Cooper Works	03/08-11/13	N14 B16 C	155	1598	∞	6PK684 ELAST	ALT, (AC)
					∞	6PK894	ALT, (AC), 04/2010↔
					∞	6PK905 EXTRA	ALT, (AC), ↔04/2010
					∞	6PK905 EXTRA K1	ALT, (AC), ↔04/2010
One	11/06-03/10	N12 B14 A	55-70	1397	∞	6PK684 ELAST	ALT, (AC)
					∞	6PK905 EXTRA	ALT, (AC), ↔04/2010
					∞	6PK905 EXTRA K1	ALT, (AC), ↔04/2010
	03/10-	N16 B16 A	55-72	1598	∞	6PK684 ELAST	ALT, (AC)
					∞	6PK894	ALT, (AC)
One D	07/10-11/13	N47 C16 A	66	1598	∞	6PK800	ALT, (AC)
					∞	6PK976	ALT, (AC)
					∞	CT1092	CA
					∞	CT1092K1	CA
					∞	CT1092WP1	CA
					∞	VD1096	
	06/09-07/10	9HZ (DV6TED4)	66	1560	∞	6PK800	ALT, (AC)
					∞	6PK976	ALT, (AC)
					∞	6PK976K1	ALT, (AC)
					∞	CT1092	CA
					∞	CT1092K1	CA
					∞	CT1092WP1	CA
					∞	AP9023	
					∞	VD1096	

MITSUBISHI

ASX (GA, W)

1.6	06/10-	4A92	86	1590	∞	5PK1240	ALT, (AC)
					∞	5PK900	ALT, (AC)
1.8 Di-D, 1.8 Di-D 4WD	06/10-	4N13	85-110	1798	∞	3PK863 ELAST	WP
					∞	6PK1486	ALT
2.0 i 4WD	06/10-	4B11	110	1998	∞	AP9080	










































































ContiTech




MITSUBISHI

ASX (GA_W_) ↔ 3.9 D	04/06-07/07	4D34-2AT6	105	3908	∞	AVX13X1175	ALT
CARISMA (DA_) 1.6	07/95-06/06	4G92 (SOHC 16V)	66-76	1597	∞ ∞ ∞ ∞ ▲ ▲	4PK775 5PK1090 5PK1330 5PK1345 CT1053 CT1053K1	ALT PS, (-AC) PS, (AC), ⇨09/1996 PS, 10/1996⇨, (AC) CA CA
1.8	07/95-06/06	4G93	85	1834	∞ ∞ ∞ ∞ ▲ ▲ ▲ ▲	4PK775 5PK1090 5PK1330 5PK1345 CT1048 CT1048K1 CT941 CT941K1	ALT PS, (-AC) PS, (AC), ⇨09/1996 PS, (AC), 10/1996⇨, ⇨10/1997 CA, CAMSHFT: SOHC/OHC, (115 HP) CA, CAMSHFT: SOHC/OHC, (115 HP) CA, ⇨12/1997, CAMSHFT: DOHC, (138 HP) CA, ⇨12/1997, CAMSHFT: DOHC, (138 HP)
1.8 16V GDI	09/97-06/06	4G93 (GDI)	92	1834	∞ ∞ ∞ ▲ ▲	4PK775 5PK1090 5PK1330 CT941 CT941K1	ALT PS PS, AC CA CA
1.8 GDI, 1.8 16V GDI	09/97-06/06	4G93 (GDI)	92	1834	∞ ∞ ∞ ▲ ▲	4PK780 5PK1090 5PK1330 CT941 CT941K1	ALT PS PS, AC CA CA
1.9 TD	10/96-09/00	F8QT	66	1870	∞ ∞ ▲ ▲ ▲ ▲	6PK1138 6PK1635 CT935 CT935K1 CT935K2 CT966	ALT, (-AC) ALT, (AC) CA, MTR-NO C003535⇨, (SEE BELT SPEC), (HTD2) CA, MTR-NO C003535⇨, (SEE BELT SPEC), (HTD2) CA, MTR-NO C003535⇨, (SEE BELT SPEC), (HTD2) CA, ⇨MTR-NO C003534
COLT CZC Cabriolet (RG) 1.5	05/06-07/09	4A91	80	1499	∞ ∞	5PK1219 5PK915	ALT, (AC) ALT, (-AC)
COLT I (A15_A) 1.2 GL	12/78-01/84	4G11	40	1244	∞ ▲	AVX10X865 CT665	ALT CA
COLT IV (CA_A) 1.3 GLi 12V	04/92-04/96	4G13 (12V)	55	1299	∞ ∞ ∞ ∞ ▲ ▲	AVX13X600 AVX13X800 4PK595 4PK875 CT738 CT738K1	PS, ⇨11/1993 AC PS, 12/1993⇨ ALT CA CA
1.6 GLXi 16V	04/92-04/96	4G92 (SOHC 16V)	83	1597	∞ ∞ ∞ ∞ ▲ ▲	4PK780 5PK1110 5PK1125 5PK880 5PK950 CT841 CT841K1	ALT AC, (PS), ⇨11/1993 AC, (PS), 12/1993⇨ AC, (-PS), 12/1993⇨ PS, (-AC) CA CA
COLT V (CJ_, CP_) 1300	09/00-09/03	4G13 (16V)	60	1299	∞ ∞ ∞ ▲ ▲	5PK1060 5PK865 5PK955 CT1008 CT1008K1	PS, 08/2001⇨, ⇨05/2004, (AC) ALT, 08/2001⇨, ⇨05/2004 PS, 08/2001⇨, ⇨05/2004, (-AC) CA, 08/2001⇨, ⇨05/2004 CA, 08/2001⇨, ⇨05/2004
1300 GL,GLX	05/96-09/00	4G13 (12V)	55	1299	∞ ∞ ∞ ▲	5PK1070 5PK865 5PK955 CT1008	PS, AC ALT PS CA, 06/2000⇨

					ContiTech		
MITSUBISHI							
COLT V (CJ_, CP_)↵							
					 CT1008K1	CA, 06/2000↔	
					 CT910	CA, ↔05/2000	
1600 GLX	05/96-09/00	4G92 (SOHC 16V)	66	1597	 4PK775	ALT	
					 5PK1090	PS, (-AC)	
					 5PK1300	PS, (AC), OE-NO MD331884, MD373622	
					 5PK1330	PS, (AC), OE-NO MD317245	
					 CT1053	CA	
					 CT1053K1	CA	
COLT VI (Z3_A, Z2_A)							
1.1	10/04-06/12	3A91	55	1124	 5PK1207	ALT, (AC), 10/2008↔	
					 5PK1219	ALT, (AC), ↔09/2008	
					 5PK920	ALT, (-AC)	
1.3	06/04-06/12	4A90	70	1332	 5PK1207	ALT, (AC), 10/2008↔	
					 5PK1219	ALT, (AC), ↔09/2008	
					 5PK920	ALT, (-AC)	
1.5	06/04-06/12	4A91	80	1499	 5PK1207	ALT, (AC), 10/2008↔	
					 5PK1219	ALT, (AC), ↔09/2008	
					 5PK920	ALT, (-AC)	
1.5 Di-D	08/04-06/12	OM 639.939	70	1493	 5PK1788	ALT	
					 AP9014		
GALANT VI (EA_)↵							
2.0	09/96-10/04	4G63 (SOHC 16V)	98-100	1997	 4PK938	ALT	
					 5PK1070	PS, (-AC), 02/1998↔	
					 5PK1090	PS, (-AC), ↔02/1998	
					 5PK1330	PS, (AC), 02/1998↔	
					 5PK1370	PS, (AC), ↔02/1998	
					 CT1016	CA	
					 CT1016K1	CA	
					 CT1109	BS	
					 CT1109K2	BS	
2.5 V6 24V	09/96-10/04	6A13	118-120	2498	 4PK950	ALT, ↔05/2003	
					 6PK1060	PS, (AC), ↔05/2003	
					 6PK962	PS, (-AC), ↔05/2003	
					 CT1128	CA, ↔05/2003	
					 CT1128K1	CA, ↔05/2003	
GRANDIS (NA_W)↵							
2.0 Di-D	09/05-	BSY	100	1968	 6PK1715	ALT	
					 CT1051	CA	
					 CT1051K1	CA	
					 AP9001		
2.4	04/04-	4G69	121	2378	 6PK1870	ALT, ↔05/2005	
					 6PK1880	ALT, 05/2005↔	
					 CT1109	BS	
					 CT1109K2	BS	
L 200 (K7_T, K6_T)↵							
2.5 D	06/96-12/07	4D56 (8V)	55	2477	 AVX13X875	AC	
					 2XAVX10X1075	ALT, 2X	
					 4PK1125	ALT	
					 CT1107	BS	
					 CT1107K1	BS	
					 CT921	CA	
					 CT921K2	CA	
2.5 TD 4WD	09/01-12/07	4D56 T	85	2477	 AVX13X875	AC	
					 2XAVX10X1075	ALT	
					 4PK1125	PS	
					 CT1107	BS	
					 CT1107K1	BS	
					 CT921	CA	
					 CT921K2	CA	
	06/96-12/07	4D56 TD	73	2477	 2XAVX10X1075	ALT, 2X	
					 4PK1125	PS	
					 CT1107	BS	



ContiTech



MITSUBISHI

L 200 (K7_T, K6_T)

↵

					<div><div><div></div></div></div> CT1107K1	BS
					<div><div><div></div></div></div> CT921	CA
					<div><div><div></div></div></div> CT921K2	CA

L 200 (KB_T, KA_T)

2.5 D+D 4WD

11/05-	4D56 HP	100	2477	<div><div><div></div></div></div> AVX13X900	AC
				<div><div><div></div></div></div> 6PK1495	ALT, (PS)
				<div><div><div></div></div></div> CT1107	BS
				<div><div><div></div></div></div> CT1107K1	BS
				<div><div><div></div></div></div> CT1152	CA
10/07-	4D56 HP	123	2477	<div><div><div></div></div></div> AVX13X900	AC
				<div><div><div></div></div></div> 6PK1495	ALT, (PS), ⇨07/2011
				<div><div><div></div></div></div> 6PK1510	ALT, (PS), 08/2011⇨
				<div><div><div></div></div></div> CT1107	BS
				<div><div><div></div></div></div> CT1152	CA
04/10-	4D56 HP	131	2477	<div><div><div></div></div></div> AVX13X900	AC
				<div><div><div></div></div></div> CT1107	BS
				<div><div><div></div></div></div> CT1107K1	BS
				<div><div><div></div></div></div> CT1152	CA

L 300 (L03_P)

2.5 D

11/86-04/94	4D56 (8V)	51	2477	<div><div><div></div></div></div> AVX13X785	PS
				<div><div><div></div></div></div> AVX13X950	AC
				<div><div><div></div></div></div> CT1107	BS, 06/1993⇨
				<div><div><div></div></div></div> CT1107K1	BS, 06/1993⇨
				<div><div><div></div></div></div> CT517	CA, ⇨05/1993
				<div><div><div></div></div></div> CT517K1	CA, ⇨05/1993
				<div><div><div></div></div></div> CT714	BS, ⇨05/1993
				<div><div><div></div></div></div> CT921	CA, 06/1993⇨
				<div><div><div></div></div></div> CT921K2	CA, 06/1993⇨

L 300 (P0_W, P1_W, P0_V, P1_V, P_2V, P2_W)

2.5 D

11/86-02/06	4D56 (8V)	51	2477	<div><div><div></div></div></div> AVX13X750	PS
				<div><div><div></div></div></div> AVX13X925	AIRC
				<div><div><div></div></div></div> CT1107	BS, 06/1993⇨
				<div><div><div></div></div></div> CT1107K1	BS, 06/1993⇨
				<div><div><div></div></div></div> CT517	CA, ⇨05/1993
				<div><div><div></div></div></div> CT517K1	CA, ⇨05/1993
				<div><div><div></div></div></div> CT714	BS, ⇨05/1993
				<div><div><div></div></div></div> CT921	CA, 06/1993⇨
				<div><div><div></div></div></div> CT921K2	CA, 06/1993⇨

L 300 (P0_W, P1_W, P2_W)

2.4






























































11/90-	4G64 (8V)	82	2351	<div><div><div></div></div></div> AVX13X1000	ALT
				<div><div><div></div></div></div> AVX13X975	PS
				<div><div><div></div></div></div> CT1109	BS, 05/1992⇨
				<div><div><div></div></div></div> CT1109K1	BS, 05/1992⇨
				<div><div><div></div></div></div> CT801	CA, ⇨04/1992
				<div><div><div></div></div></div> CT801K1	CA, ⇨04/1992
				<div><div><div></div></div></div> CT825	CA, 05/1992⇨
				<div><div><div></div></div></div> CT991	BS, ⇨04/1992
				<div><div><div></div></div></div> CT991K3	BS, ⇨04/1992

2.5 D

11/86-	4D56 (8V)	51	2477	<div><div><div></div></div></div> AVX13X750	PS
				<div><div><div></div></div></div> AVX13X925	AIRC
				<div><div><div></div></div></div> CT1107	BS, 06/1993⇨
				<div><div><div></div></div></div> CT1107K1	BS, 06/1993⇨
				<div><div><div></div></div></div> CT517	CA, ⇨05/1993
				<div><div><div></div></div></div> CT517K1	CA, ⇨05/1993
				<div><div><div></div></div></div> CT714	BS, ⇨05/1993
				<div><div><div></div></div></div> CT921	CA, 06/1993⇨
				<div><div><div></div></div></div> CT921K2	CA, 06/1993⇨

























































2.5 TD 4WD































































11/88-	4D56 T	64	2477	<div><div><div></div></div></div> AVX13X750	PS
				<div><div><div></div></div></div> AVX13X925	AIRC
				<div><div><div></div></div></div> CT1107	BS, 06/1993⇨
				<div><div><div></div></div></div> CT517	CA, ⇨05/1993
				<div><div><div></div></div></div> CT517K1	CA, ⇨05/1993

					ContiTech		
MITSUBISHI							
L 300 (P0_W, P1_W, P2_W)							
					 CT714	BS, ⇨05/1993	
					 CT921	CA, 06/1993⇨	
L 300 (P1_T)							
2.5 TD	11/94-04/00	4D56 T	64	2477	 2XAVX10X1100	ALT	
					 4PK1125	PS	
					 CT1107	BS	
					 CT1107K1	BS	
					 CT921	CA	
					 CT921K2	CA	
L 400 (PD_W, PC_W, PA_V, PB_V, PA_W)							
2500 TD	05/95-06/05	4D56 T	64	2477	 AVX13X900		
					 2XAVX10X1100	ALT	
					 CT1107	BS	
					 CT921	CA	
L 400 (PD_W, PC_W, PB_V, PA_W, PA_V)							
2500 TD	09/96-06/05	4D56 T	64	2477	 AVX13X900	AC	
					 2XAVX10X1100	ALT	
					 4PK1080	PS	
					 CT1107	BS	
					 CT921	CA	
LANCER (CS_A, CT0)							
1.3	09/03-	4G13 (16V)	60	1299	 5PK1060	PS, ⇨08/2005	
					 5PK906	ALT, ⇨08/2005	
					 CT1008	CA	
					 CT1008K1	CA	
1.6	09/03-	4G18	72	1584	 5PK1060	PS, ⇨03/2007	
					 5PK906	ALT, ⇨03/2007	
					 CT1008	CA, ⇨03/2007	
					 CT1008K1	CA, ⇨03/2007	
2.0	12/03-	4G63 (DOHC 16V)	99	1997	 6PK1830	ALT	
					 CT1000	CA	
					 CT1109	BS	
					 CT1109K2	BS	
LANCER (CS_W)							
1.6	09/03-10/08	4G18	72	1584	 5PK1060	PS, ⇨03/2007	
					 5PK906	ALT, ⇨03/2007	
					 CT1008	CA, ⇨03/2007	
					 CT1008K1	CA, ⇨03/2007	
2.0	09/03-12/07	4G63 (DOHC 16V)	99	1997	 6PK1830	ALT	
					 CT1000	CA	
					 CT1109	BS	
					 CT1109K2	BS	
LANCER (CY/Z_A)							
1.5	06/08-	4A91	80	1499	 5PK1190	ALT, (AC)	
					 5PK900	ALT, (AC)	
1.6	05/10-	4A92	86	1590	 5PK1190	ALT	
1.8	02/08-	4B10	105	1798	 6PK2563	ALT	
					 AP9080		
2.0 Di-D	01/08-	BKD, BWC	103	1968	 6PK1715	ALT, (AC)	
					 CT1051	CA	
					 CT1051K1	CA	
					 AP9001		
2.0, 2.0 i 4WD	01/13-	4B11	110-118	1998	 AP9080		
LANCER IV (C6_A, C7_A)							
1.5 12V	05/89-05/92	4G15 (12V)	66	1468	 AVX13X625	PS	
					 4PK875	ALT	
					 CT715	CA, ⇨05/1990	
					 CT738	CA, 06/1990⇨	
					 CT738K1	CA	
LANCER SPORTBACK (CX_A)							
1.6	05/10-	4A92	86	1590	 5PK1190	ALT	
							























































					ContiTech	
---	---	---	---	---	-----------	---





























































MITSUBISHI						
LANCER SPORTBACK (CX_A)						
↔ 1.8	06/08-	4B10	105	1798	 6PK2563  AP9080	ALT
2.0 Di-D	06/08-	BKD, BWC	103	1968	 6PK1715  CT1051  CT1051K1  AP9001	CA CA
LANCER V (CB_W, CD_W)						
1.6 16V	12/92-10/03	4G92 (SOHC 16V)	83	1597	 4PK780  5PK1125  5PK950  CT841  CT841K1	ALT AC PS, (-AC) CA CA
LANCER VI (CJ-CP_)						
1.3 12V	12/95-08/03	4G13 (12V)	55	1299	 5PK1060  5PK1070  5PK865  5PK950  5PK962  CT910	AC, 06/1999↔, ↔05/2001 AC, ↔05/1999 ALT, ↔05/2001 PS, (-AC), ↔06/1996 PS, (-AC), 07/1996↔, ↔05/2001 CA
OUTLANDER I (CU_W)						
2.0, 2.0 4WD	05/03-10/06	4G63 (DOHC 16V)	100	1997	 6PK1830  CT1000  CT1109	ALT CA BS
2.4 4WD	11/03-10/06	4G69	118	2378	 6PK1880  CT1109  CT1109K2	ALT, (AC), ↔10/2006 BS BS
OUTLANDER II (CW_W)						
2.0 Di-D	02/07-11/12	BSY	103	1968	 6PK1715  CT1051  CT1051K1  AP9001	CA CA
2.0, 2.0 4WD	11/06-11/12	4B11	108	1998	 6PK2563  AP9080	ALT
2.2 Di-D 4WD	08/07-11/12	4HN, 4HK	115	2179	 6PK1743  CT1142  CT1142K1	ALT, (AC) CA CA
	11/06-11/12	4N14	130	2268	 3PK863 ELAST  6PK1940	WP ALT
2.4, 2.4 4WD	11/06-11/12	4B12	125	2360	 6PK2563  AP9080	ALT
3.0 4WD	11/06-11/12	6B31	162	2998	 4PK985  6PK1185  6PK1205	PS, ↔06/2008 ALT, (AC), ↔09/2007 ALT, (AC), 10/2007↔
OUTLANDER III (GG_W, GF_W, ZJ)						
2.2 Di-D, 2.2 Di-D 4WD	08/12-	4N14	110	2268	 3PK863 ELAST  6PK1940	WP ALT
PAJERO II (V3_W, V2_W, V4_W)						
2.5 TD 4WD	12/90-10/99	4D56 TD	73	2477	 17X1030Li  AVX10X1090  AVX13X1150  AVX13X785  AVX13X925  2XAVX10X1075  4PK1125  CT1107  CT1107K1  CT517  CT517K1  CT714  CT921  CT921K2	ALT ALT PS, 01/1992↔, ↔10/1993 PS, ↔12/1991 AC ALT PS, 11/1993↔ BS, 11/1993↔ BS, 11/1993↔ CA, ↔10/1993 CA, ↔10/1993 BS, ↔10/1993 CA, 11/1993↔ CA, 11/1993↔
2.8 TD	06/94-10/99	4M40-T	92	2835	 AVX10X975	ALT

					ContiTech			
MITSUBISHI								
PAJERO II (V3_W, V2_W, V4_W)								
 3.0 V6 24V	06/97-10/99	6G72 (SOHC 24V)	130	2972	 AVX13X950	AC		
					 CT1080	CA		
PAJERO III (V7_W, V6_W)								
3.2 Di-D	04/00-12/06	4M41	118	3200	 AVX13X925	AC		
					 2XAVX10X960	ALT		
3.5	04/00-01/07	6G74 (DOHC 24V)	149	3497	 7PK2418	ALT, (AC)		
					 CT1113	CA		
PAJERO IV (V8_W, V9_W)								
3.2 Di-D, 3.2 Di-D 4WD	02/07-	4M41	125-147	3200	 AVX13X900	AC		
					 AVX13X925	AC		
					 2XAVX10X960	ALT		
PAJERO PININ (H6_W, H7_W)								
1.8	11/01-06/07	4G93	84	1834	 4PK780	ALT		
					 5PK1090	PS, (-AC)		
					 5PK1330	PS, (AC), OE:NO MD304887		
					 5PK1345	PS, (AC), OE:NO MD187462		
					 CT1048	CA, CAMSHFT: SOHC/OHC		
					 CT1048K1	CA, CAMSHFT: SOHC/OHC		
2.0 GDI	10/00-06/07	4G94 (GDI)	95	1999	 4PK780	ALT		
					 5PK1090	PS, (-AC)		
					 5PK1345	PS, (AC)		
					 CT1116	CA		
PAJERO SPORT (K90)								
2.5 TD	11/98-	4D56 T	73	2477	 4PK1125	PS		
					 CT1107	BS		
					 CT1107K1	CA		
					 CT921	CA		
					 CT921K2	CA		
	07/02-	4D56 T	85-98	2477	 AVX13X825	AC		
					 2XAVX10X1075	ALT		
					 4PK1125	PS		
					 CT1107	BS		
					 CT1107K1	BS		
					 CT921	CA		
					 CT921K2	CA		
	3.0 V6	11/98-	6G72 (SOHC 24V)	130	2972	 AVX13X875	AC	
						 CT1080	CA	
06/00-		6G72 (SOHC 24V)	125	2972	 AVX13X875	AC		
					 4PK970	PS		
					 5PK1135	ALT		
					 CT1080	CA		
PAJERO SPORT II (KH_, KG_)								
2.5 Di-D 4WD	07/08-	4D56 HP	131	2477	 AVX13X900	AC		
					 6PK1515	ALT		
					 CT1107	BS		
					 CT1107K1	BS		
					 CT1152	CA		
SPACE RUNNER (N1_W, N2_W)								
1.8	10/91-08/99	4G93	90	1834	 4PK760	ALT, ⇨06/1993		
					 4PK780	ALT, 06/1993⇨		
					 5PK1145	PS, (AC)		
					 5PK925	PS, (-AC), 07/1992⇨		
					 5PK950	PS, (-AC), ⇨06/1992		
					 CT821	CA		
					 CT821K1	CA		
SPACE STAR (DG_A)								
1.3 16V	06/98-12/04	4G13 (16V)	60-63	1299	 5PK1060	PS, (AC)		
					 5PK865	ALT		
					 5PK962	PS, (-AC)		
					 CT1008	CA		
					 CT1008K1	CA		
								























































					ContiTech	
---	---	---	---	---	-----------	---



































































MITSUBISHI						
SPACE STAR (DG_A)						
1.6 16V	01/01-12/04	4G18	72	1584	 5PK1060  5PK865  5PK962  CT1008  CT1008K1	PS, (AC) ALT PS, (AC) CA CA
1.8 GDI	06/98-12/04	4G93 (GDI)	90	1834	 4PK775  4PK780  5PK1090  5PK1345  CT1048  CT1048K1  CT941  CT941K1	ALT, NO COLD COUNTRIES ALT, COLD COUNTRIES PS, (AC) PS, (AC) CA, CAMSHFT: SOHC/OHC, 09/2002⇒ CA, CAMSHFT: SOHC/OHC, 09/2002⇒ CA, CAMSHFT: DOHC, ⇒08/2002 CA, CAMSHFT: DOHC, ⇒08/2002
1.8 MPI	10/02-12/04	4G93, 4G93 (DOHC 16V)	82	1834	 4PK775  4PK780  5PK1090  5PK1345  CT1048  CT1048K1	ALT, NO COLD COUNTRIES ALT, COLD COUNTRIES PS, (AC) PS, (AC) CA CA
1.9 DI-D	02/01-12/04	F9Q1	75	1870	 5PK1125  5PK1125K1  6PK1795  6PK1795K1  6PK1795K2  CT1025  CT1025K1  CT1025WP2  AP9039  AP9043  AP9052	ALT, (AC) ALT, (AC) ALT, (AC) ALT, (AC), 05/2001⇒ ALT, (AC), ⇒05/2001 CA CA, MTR-CODE: F9Q1 CA, MTR-CODE: F9Q1
SPACE WAGON (N3_W, N4_W)						
2.0, 2.0 4WD	10/92-10/98	4G63 (DOHC 16V), 4G63 (SOHC 16V)	98	1997	 4PK648  4PK925  4PK938  4PK985  CT1109  CT1109K1  CT839  CT839K1	PS AC, OE-NO MB439494 AC, OE-NO MB568898 ALT BS BS CA CA
SPACE WAGON (N9_W, N8_W)						
2.4 GDI	10/98-12/04	4G64 (GDI)	110	2351	 5PK1090  5PK1393  5PK940  CT1071  CT1071K1  CT1109  CT1109K2	PS, (AC) PS, (AC) ALT MTR-CODE: 4G64, CA MTR-CODE: 4G64, CA MTR-CODE: 4G64, BS MTR-CODE: 4G64, BS































































MOSKVICH						
2140 / 2141	1.5	07/78-11/83		55	1469	 AVX10X825 ALT
2141 / 2141	1.6	11/97-12/01		56	1596	 AVX10X825 ALT
2142 / 2141	1.6	05/94-10/97		59	1596	 AVX10X940 ALT
2143 / 2141	1.7	03/95-12/01		63	1699	 AVX10X940 ALT
403 / 407	E 1.4	03/62-		33	1360	 SPZ850 DYN, WP, FAN
404 / 407	I E 1.4	02/64-		33	1360	 SPZ850 DYN, WP, FAN
405 / 407	1.4	08/58-		33	1360	 SPZ850 DYN, WP, FAN






























































					ContiTech		
MOSKVICH							
ASLK 2140							
 1.5	03/76-		55	1478	 AVX10X825	ALT	
NISSAN							
ALMERA Classic (B10)							
1.6 16V	03/06-	QG16DE	79	1597	 3PK860  6PK1110  6PK815	PS ALT, (AC) ALT, (AC)	
ALMERA I (N15)							
1.4, 1.4 GX,LX, 1.4 S,GX,LX	09/95-03/00	GA14DE	55-64	1392	 4PK805  4PK810  4PK830  4PK915	ALT PS AC ALT, WP	
1.6, 1.6 SLX, 1.6 SR,SLX	09/95-07/00	GA16DE	66-73	1597	 4PK1100  4PK1125  4PK810  4PK825	ALT, (AC), 04/1996⇒ ALT, (AC), ⇒04/1996 PS ALT, (AC)	
2.0 D	11/95-07/00	CD20	55	1974	 AVX13X800  AVX13X850  AVX13X850  CT1005  CT1005K1  CT781  CT781K3  CT933  CT933K1	PS ALT AC 04/1996⇒, INJP INJP, 04/1996⇒ CA CA INJP, ⇒03/1996 ⇒03/1996, INJP	
ALMERA II (N16)							
1.5	03/00-	QG15DE	66-72	1498	 4PK850  6PK1110  6PK820	PS ALT, (AC) ALT, (AC)	
1.5 dCi	01/03-	K9K 722	60	1461	 5PK1135  5PK1135K1  5PK1200  5PK1200K1  CT1035  CT1035K1  CT1035K2  CT1035WP1  CT1035WP2  AP9025	ALT, (AC) ALT, (AC) ALT, AC ALT, AC CA CA, ⇒08/2003 CA, 09/2003⇒ CA, MTR-CODE: K9K, ⇒08/2003 CA, 09/2003⇒	
1.8	01/00-	QG18DE	84-85	1769	 4PK850  6PK1110  6PK820	PS ALT, (AC) ALT, (AC)	
2.2 Di	03/00-	YD22DDT	81	2184	 AVX13X938	AC	
ALMERA TINO (V10)							
1.8	08/00-	QG18DE	84	1769	 4PK850  6PK1090  6PK1110  6PK820	PS ALT, (AC), 09/2004⇒ ALT, (AC), ⇒09/2004 ALT, (AC)	
2.2 Di, 2.2 dCi	08/00-	YD22DDT, YD22DDTi	82-100	2184	 AVX13X938	AC	
CABSTAR Platform/Chassis (F23, H41, H42)							
2.5 dCi	10/06-09/11	YD25DDTi	96	2488	 4PK825	PS	
CEFIRO / CEFIRO I (J31)							
2.0	10/94-12/99	VQ20DE	103	1995	 4PK775  6PK1105  6PK884	PS AC ALT	
	01/00-	VQ20DE	103	1995	 4PK775  6PK1105  6PK894	PS, ⇒10/2000 ALT, (AC) ALT, (AC)	
3.0	10/94-12/99	VQ30DE	142	2988	 4PK775  6PK1105  6PK890	PS ALT, (AC) ALT, (AC)	


					ContiTech	
---	---	---	---	---	-----------	---

NISSAN																										
CEFIRO / CEFIRO I (J31)																										
	01/00-	VQ30DE	147	2988	 4PK775  6PK1105  6PK894	PS, ⇨10/2000 AC ALT																				
INTERSTAR Box (X70) dCi 120																										
	07/02-	G9U 720	84	2463	 6PK1153  6PK1795  7PK1104	ALT, (-AC), ⇨09/2003 ALT, (AC), ⇨09/2003 ALT, (-AC), 10/2003⇨, (-POWER TAKE OFF), OE-NO 93186955, 4416361																				
					 7PK1145  7PK1795  CT1046  CT1046K1  AP9039  AP9047	ALT, (-AC), 10/2003⇨, (-POWER TAKE OFF), OE-NO 9121108, 4405275 ALT, 10/2003⇨, (AC) CA CA																				
						09/06-	G9U 650	88	2464	 7PK1113  7PK1795  7PK1795K1  AP9039  AP9047  VD1114	ALT, (-AC) ALT, (AC) ALT, (AC) (-AC)															
											07/02-	G9T 722	66	2188	 6PK1153  6PK1795  CT1046  CT1046K1  AP9039  AP9047	ALT, (-AC) ALT, (AC) CA CA										
															JUKE (F15)											
															1.2 DIG-T	05/14-	HR12DDT	85	1197	 7PK1605	ALT, (AC)					
															1.5 dCi	06/10-	K9K 636, K9K 896	81	1461	 6PK1200  6PK1200K1  CT1035  CT1035K2  CT1035WP4  AP9066	ALT ALT CA CA CA ⇨05/2014					
																				1.6	06/10-	HR16DE	86	1598	 7PK1040  7PK1125	ALT, (-AC) ALT, (AC)
																									1.6 DIG-T, 1.6 DIG-T 4x4	06/10-
																				MAXIMA QX (A32)						
2.0	02/95-08/00	VQ20DE	103	1995	 4PK775  6PK1100  6PK884	PS ALT, (AC) ALT, (-AC)																				
					3.0	01/95-08/00	VQ30DE	142	2988	 4PK775  6PK1100  6PK890	PS ALT, (AC) ALT, (-AC)															
MAXIMA QX (A33)																										
2.0 V6 24V	03/00-11/03	VQ20DE	103	1995						 4PK775  6PK1100  6PK890	PS ALT, (AC) ALT, (-AC)															
					3.0 V6 24V	03/00-11/03	VQ30DE	147	2988	 4PK775  6PK1100  6PK890	PS ALT, (AC) ALT, (-AC)															
MICRA C+C (K12)																										
1.4 16V	08/05-	CR14DE	65	1386						 3PK675  4PK1062  4PK836  6PK1075	WP ALT, (AC), 05/2006⇨ ALT, (-AC) ALT, (AC), ⇨05/2006															
					1.6 160 SR	08/05-	HR16DE	81	1598	 3PK670  7PK1040  7PK1145	WP ALT, (-AC) ALT, (AC)															
										MICRA I (K10)																
1.0	12/82-12/89	MA10S	37-40	988						 AVX10X975	ALT, (-PS)															




























































					ContiTech		
NISSAN							
MICRA I (K10)							
						AVX13X825	AC, (-PS)
						3PK630	PS
						3PK785	ALT, (PS), (AC)
						3PK875	ALT, (PS), (-AC)
						4PK810	AC, (PS)
						CT562	CA, ⇨12/1988
						CT741	CA, 01/1989⇨
					CT741K1	CA, 01/1989⇨	
1.2	07/86-07/92	MA12S	40	1235		AVX13X825	AC, (-PS)
						3PK630	PS
						3PK915	ALT
						4PK810	AC, (PS)
						CT745	CA, 01/1989⇨
						CT745K1	CA, 01/1989⇨
MICRA II (K11)							
1.0 i 16V	08/92-02/03	CG10DE	40-44	998		4PK648	WP, (-PS)
						4PK725	WP, (PS), 02/1998⇨
						4PK760	ALT, (AC), 09/1996⇨
						4PK760	WP, (PS), ⇨02/1998
						6PK675	ALT, (-PS)
						6PK675	ALT, (PS), 09/1993⇨
						6PK884	ALT, (PS), ⇨09/1993
						6PK955	ALT, (AC), ⇨09/1996
1.3 i 16V	08/92-09/00	CG13DE	55	1275		4PK648	WP, (-PS)
						4PK725	WP, (PS), 02/1998⇨
						4PK760	ALT, (AC), 09/1996⇨
						4PK760	WP, (PS), ⇨02/1998
						6PK675	ALT, (PS), 09/1993⇨
						6PK675	ALT
						6PK884	ALT, (PS), ⇨09/1993
						6PK955	ALT, (AC), ⇨09/1996
1.4 i 16V	09/00-02/03	CGA3DE	60	1348		4PK648	WP, (-PS)
						4PK725	WP, (PS)
						6PK675	ALT, (-PS), (-AC)
						6PK955	ALT, (PS), (AC)
1.5 D	02/98-02/03	TD15	42	1527		5PK775	ALT, (-PS)
						5PK962	ALT, (PS)
						CT906	CA
						CT906K1	CA, MTR-CODE: VJZ (TUD5)
						CT906WP1	CA, MTR-CODE: VJZ (TUD5)
MICRA III (K12)							
1.0 16V	01/03-06/10	CG10DE	48	998		3PK675	WP
						4PK1075	ALT, (AC)
						4PK836	ALT, (-AC)
1.2 16V	01/03-06/10	CR12DE, CG12DE	48-59	1240		3PK675	WP
						4PK1062	ALT, (AC), 05/2006⇨
						4PK1075	ALT, (AC), ⇨05/2006
						4PK830	ALT, (-AC)
1.4 16V	01/03-06/10	CR14DE	65	1386		3PK675	WP
						4PK1062	ALT, (AC), 05/2006⇨
						4PK1075	ALT, (AC), ⇨05/2006
						4PK836	ALT, (AC)
1.5 dCi	01/03-06/10	K9K 704, K9K 722	48-60	1461		5PK1135	ALT, (AC), ⇨09/2005
						5PK1135K1	ALT, (-AC), ⇨05/2005
						5PK1200	ALT, (AC), ⇨01/2005
						5PK1200K1	ALT, (AC), ⇨01/2005
						6PK1200	ALT, (AC), 01/2005⇨
						6PK1200	ALT, (-AC), 09/2005⇨
						6PK1200K1	ALT, (PS), (-AC), 09/2005⇨
						6PK1200K1	ALT, (AC), 01/2005⇨
						6PK1200K2	ALT, (-PS), (-AC), 09/2005⇨

					ContiTech	
NISSAN						
MICRA III (K12)						
					 CT1035  CT1035K2  AP9025  AP9056  AP9066  VD1113	CA CA
	06/05-06/10	K9K 276	63	1461	 6PK1200  6PK1200K1  CT1035  CT1035K2  AP9025  AP9056  AP9066	ALT, (AC) ALT, (AC) CA CA
MICRA IV (K13)						
1.2	05/10-	HR12DE	59	1198	 7PK1093  7PK1165	ALT, (4WD) ALT, (FWD)
1.2 DIG	04/11-	HR12DDR	72	1198	 3PK800  6PK2080  AP9080	G-COMPR ALT MTR-CODE: HR12DR
MURANO (Z50)						
3.5 4x4	08/03-	VQ35DE	172	3498	 4PK775  6PK1060	PS, MTR-CODE: VQ35DE ALT, MTR-CODE: VQ35DE
MURANO (Z51)						
2.5 dCi 4x4	01/10-	YD25DDTi	140	2488	 AP9064	
NAVARA (D23, D40)						
2.5 dCi 4WD	12/09-	YD25DDTi	140	2488	 4PK825  7PK1272  7PK1730  7PK1749  AP9064	PS ALT, (AC), ⇨01/2010 ALT, (AC), 01/2010⇨ ALT, (AC), 01/2010⇨
2.5 dCi 4x4	01/12-	YD25DDTi	106-140	2488	 AP9064	
2.5 dCi, 2.5 dCi 4WD	07/05-	YD25DDTi	106-128	2488	 4PK825  7PK1260  7PK1272  7PK1730  7PK1749  AP9064	PS ALT, 03/2009⇨, ⇨01/2010, OE-NO 11720EB70B ALT, ⇨03/2009 ALT, 01/2010⇨, OE-NO 117205X00B ALT, 01/2010⇨, OE-NO 117205X00A
3.0 dCi 4WD	02/10-	V9X	170	2993	 4PK825	PS
NOTE (E11)						
1.4	03/06-	CR14DE	65	1386	 3PK675  4PK1075  4PK836	WP ALT, (AC) ALT, (AC)
1.5 dCi	03/06-	K9K 276	63-66	1461	 6PK1200  6PK1200K1  CT1035  CT1035K2  CT1035WP3  CT1035WP4  AP9025  AP9066	ALT ALT CA CA CA, Euro4 CA, (EURO5)
1.6	03/06-	HR16DE	81	1598	 7PK1040  7PK1145	ALT, (AC) ALT, (AC)
NOTE (E12)						
1.5 dCi	06/13-	K9K 892	66	1461	 6PK1200  6PK1200K1  CT1184	ALT, (AC) ALT, (AC) CA
NP300						
2.5 dCi 4x4	04/08-	YD25DDTi	98	2488	 AVX13X775  AVX13X900	PS AC
NV200 Box						
1.5 dci	02/10-	K9K 608, K9K 400, K9K 628,	63-66	1461	 6PK1130  6PK1200	ALT, (AC) ALT, (AC)
						

					ContiTech		
NISSAN							
NV200 Box 		K9K 892			 6PK1200K1	ALT, (AC)	
					 CT1035	CA, ⇨10/2013	
					 CT1035K2	CA, ⇨10/2013	
					 CT1035WP3	CA, ⇨10/2013	
					 CT1184	CA, 10/2013⇨	
					 AP9025		
				 AP9066			
NV200 EVALIA 1.5 dci	07/10-	K9K 608, K9K 400, K9K 628, K9K 636, K9K 646, K9K 892	66-81	1461	 6PK1130	ALT, (AC)	
					 6PK1200	ALT, (AC)	
					 6PK1200K1	ALT, (AC)	
					 CT1035	CA, ⇨10/2013	
					 CT1035K2	CA, ⇨10/2013	
					 CT1035WP3	CA, MTR-CODE: K9K, ⇨10/2013	
					 CT1184	CA, 10/2013⇨, (NV200)	
					 AP9025		
					 AP9066		
PATHFINDER (R51) 2.5 dCi, 2.5 dCi 4WD	01/05-	YD25DDTi	128	2488	 4PK825	PS	
					 7PK1272	ALT, (AC), ⇨01/2010	
					 7PK1749	ALT, 01/2010⇨	
					 AP9064		
PATHFINDER (R52) 2.5 dCi 4WD	09/12-	YD25DDTi	140	2488	 AP9064		
PATROL GR I (Y60, GR) 2.8 TD	09/88-06/97	RD28T	85	2826	 AVX13X775	PS	
					 AVX13X900	AC	
					 2XAVX13X1075	ALT	
					 CT1084	CA, 06/1995⇨	
					 CT786	CA, ⇨05/1995	
					 CT786K1	CA, ⇨05/1995	
4.2 D	11/88-06/97	TD42	85	4169	 AVX13X1150	ALT	
					 AVX13X1250	PS	
					 AVX13X950	AC	
					 CT1084	CA, 10/1994⇨	
					 CT786	CA, ⇨09/1994	
					 CT786K1	CA, ⇨09/1994	
PATROL GR II Wagon (Y61) 2.8 TDiC	10/97-02/00	RD28Ti	96	2826	 AVX13X1075	ALT, 2x	
					 AVX13X900	AC	
					 CT1084	CA	
3.0 DTi	05/00-	ZD30DDTi	116	2953	 7PK1642	ALT, (AC)	
					 AP9073		
PICK UP (D21) 2.5 D 4WD	08/87-02/98	TD25	59	2494	 AVX13X1150	PS	
					 AVX13X1150	ALT	
					 AVX13X925	AC	
					 2XAVX13X1150	ALT	
PICK UP (D22) 2.5 Di 4WD	03/02-	YD25DDTi	98	2488	 AVX13X775	PS	
					 AVX13X900	AC	
					 2XAVX13X1050	ALT	
					 AP9064		
PIXO (UA0) 1.0	06/09-	K10 B	50	996	 4PK785	AC	
					 5PK900	ALT	
PRIMASTAR (X83) 2.0	02/03-	F4R 720	88	1998	 5PK1125	ALT, (AC)	
					 5PK1125K1	ALT, (AC)	
					 6PK1795	ALT, (AC)	
					 6PK1795K1	ALT, (AC)	
					 CT1130	CA	
					 AP9039		

					ContiTech	
---	---	---	---	---	-----------	---

NISSAN
























































PRIMASTAR (X83)						
					 AP9043	
dCi 120	09/06-	M9R 780	84	1995	 7PK1741  7PK1970  7PK1970K1	ALT, (-AC) ALT, (AC) ALT, (AC)
dCi 140	07/03-	G9U 730	99	2463	 6PK1153  6PK1795  CT1046  CT1046K1  AP9039	ALT, (-AC) ALT, (AC) CA CA
dCi 150	09/06-	G9U 632	107	2464	 7PK1113  7PK1795  7PK1795  7PK1834  CT1046  CT1046K1  AP9039  AP9047  VD1114	ALT, (-AC), (-POWER TAKE OFF) ALT, (AC) ALT, (AC), OE-NO 8200833558 CA CA 09/2010⇒
dCi 80, dCi 100	09/02-	F9Q 760, F9Q 762	60-74	1870	 5PK1125  5PK1125K1  6PK1795  6PK1795K1  CT1025  CT1025K1  CT1025WP2  AP9039  AP9043	ALT, (-AC) ALT, (-AC) ALT, (AUTOM-AC) ALT, (AUTOM-AC) CA CA CA CA
dCi 90	09/06-	M9R 782	66	1995	 7PK1741  7PK1970  7PK1970  7PK1970K1  7PK1970K1  7PK2000	ALT, (-AC), (-POWER TAKE OFF) ALT, (AC) ALT, (-AC), (POWER TAKE OFF) ALT, (AC) ALT, (-AC), (POWER TAKE OFF) ALT, (-AC), (POWER TAKE OFF)
PRIMERA (P10)						
1.6	06/90-01/96	GA16DS	66	1597	 4PK810  4PK915	ALT, (PS) ALT, (-PS)
2.0 16V	06/90-01/96	SR20DI	85	1998	 4PK830  4PK845  6PK1033	ALT, (-AC) PS ALT, (AC)
PRIMERA (P11)						
1.6 16V	09/96-07/02	GA16DE, QG16DE	66-78	1597	 4PK805  4PK810  4PK830  4PK845  6PK1095  6PK820	ALT, ⇒05/1999 PS, ⇒05/1999 AC, ⇒05/1999 PS, 06/1999⇒ ALT, (AC), 06/1999⇒ ALT, (-AC), 06/1999⇒
1.8 16V	08/99-07/02	QG18DE	84	1769	 4PK850  6PK1110  6PK820	PS, MTR-CODE: QG18DE ALT, (AC), MTR-CODE: QG18DE ALT, (-AC)
2.0 16V	09/96-07/02	SR20DE	85-110	1998	 4PK825  4PK845  6PK1033	ALT, (-AC) PS ALT, (AC)
2.0 TD	09/96-07/02	CD20T	66	1974	 AVX13X850  AVX13X850  AVX13X850  CT1005  CT1005K1  CT781  CT781K3	PS ALT AC INJP INJP CA CA
PRIMERA (P12)						
1.6	01/02-	QG16DE	80	1597	 4PK850	PS









PRIMERA (P12)						6PK1110	ALT, (AC)
1.8	03/02-	QG18DE	85	1769		6PK820	ALT, (-AC)
						4PK850	PS
						6PK1090	ALT, (AC), 11/2004⇒
						6PK1110	ALT, (AC), ⇒11/2004
1.9 dCi	04/03-	F9Q	88	1870		6PK820	ALT, (-AC)
						7PK1795	ALT
						CT1064	CA
						CT1064K1	CA
						CT1064WP2	CA
2.2 Di, 2.2 dCi	03/02-	YD22DDT	93-102	2184		VD1104	ONLY WITH MS43
						MS43	FOR ART-NO: VD1104
						AVX13X938	AC
PRIMERA (W10)							
2.0 D	07/90-12/95	CD20	55	1974		AVX13X800	PS
						AVX13X850	ALT
						AVX13X850	AC
						CT781	CA
						CT781K1	CA
						CT933	INJP
						CT933K1	INJP
PRIMERA (WP11)							
1.6 16V	04/98-12/01	GA16DE	73	1597		4PK850	PS
						6PK1095	ALT, (AC)
						6PK820	ALT, (-AC)
1.8 16V	08/99-12/01	QG18DE	84	1769		4PK850	PS, MTR-CODE: QG18DE
						6PK1110	ALT, (AC), MTR-CODE: QG18DE
						6PK820	ALT, (-AC)
PRIMERA (WP12)							
1.8	03/02-	QG18DE	85	1769		4PK850	PS
						6PK1090	ALT, (AC), 11/2004⇒
						6PK1110	ALT, (AC), ⇒11/2004
						6PK820	ALT, (-AC)
2.2 Di	03/02-	YD22DDT	93	2184		AVX13X938	AC
PULSAR (C13)							
1.2 DIG-T	10/14-	HR12DDT	85	1197		7PK1605	ALT, (AC)
						AP9047	MTR-CODE: HRA2DDT
1.5 dCi	10/14-	K9K	81	1461		6PK1205	ALT
						CT1035	CA
						CT1035K2	CA
						CT1035WP3	CA, Euro4
						CT1035WP4	CA, (EURO5)
						AP9066	
QASHQAI (J11, J11_)							
1.2 DIG-T	11/13-	HR12DDT	85	1197		7PK1605	ALT, (AC)
						AP9047	MTR-CODE: HRA2DDT
1.5 dCi	11/13-	K9K 636	81	1461		6PK1130	ALT, (-AC)
						6PK1195	ALT, (AC)
						CT1184	CA
						CT1184K1	CA
						AP9066	
1.6 dCi, 1.6 dCi 4x4	11/13-	R9M	96	1598		AP9047	
QASHQAI / QASHQAI +2 (J10, JJ10)							
1.5 dCi	02/07-	K9K 732, K9K 764, K9K 430, K9K 410	76-81	1461		6PK1200	ALT
						6PK1200K1	ALT
						CT1035	CA
						CT1035K2	CA
						CT1035WP3	CA, Euro4
						CT1035WP4	CA, (EURO5)
						AP9066	
1.6	02/07-	HR16DE	84-86	1598		7PK1040	ALT, (-AC)
						7PK1153	ALT, (AC)

					ContiTech	
---	---	---	---	---	-----------	---






































































NISSAN


























































QASHQAI / QASHQAI +2 (J10, JJ10)						
					 7PK1815	ALT, (EURO5)
1.6 dCi, 1.6 dCi All-wheel Drive	10/11-	R9M	96	1598	 7PK1687	ALT
2.0 dCi, 2.0 dCi All-wheel Drive	02/07-	M1D, M9R	110	1995	 7PK1705	ALT, MTR-CODE: M9R
2.0, 2.0 All-wheel Drive	02/07-	MR20DE	104	1997	 6PK1210	ALT
SERENA (C23M)						
1.6 16V	02/93-09/01	GA16DE	71	1597	 4PK810	ALT, (PS)
					 4PK836	AC
					 4PK915	ALT, (-PS)
2.3 D	01/95-09/01	LD23	55	2283	 AVX13X850	PS
					 AVX13X950	AC
					 2XAVX13X1100	ALT
					 CT917	CA
SUNNY I (B11)						
1.5	03/82-10/86	E15S	55	1488	 AVX10X990	ALT
					 AVX13X800	AC
					 CT666	CA
SUNNY II (N13)						
1.0	07/86-09/90	E10S	37	988	 AVX13X800	AC
					 AVX13X925	PS
					 4PK995	ALT
					 CT679	CA
1.3	07/86-10/91	E13S	44	1269	 AVX13X800	AC
					 AVX13X925	PS
					 4PK990	ALT
					 CT679	CA
1.4 LX	01/89-08/91	GA14S	55	1392	 4PK805	ALT, (PS)
					 4PK810	PS
					 4PK830	AC
					 4PK915	ALT, (-PS)
					 CT666	CA
1.6 i 12V	06/86-10/90	GA16i	66	1597	 AVX13X800	AC
					 AVX13X925	PS
					 4PK1010	ALT, FOR ALT: 70A
					 4PK810	PS
					 4PK830	AC
					 4PK915	ALT
					 4PK995	ALT, FOR ALT: 60A
					 CT666	CA
SUNNY III (N14)						
1.4 i	10/90-05/95	GA14DE, GA14DS	55	1392	 4PK805	ALT, (PS)
					 4PK810	PS
					 4PK830	AC
					 4PK915	ALT, (-PS)
					 CT666	CA
1.4 i 16V	10/90-06/95	GA14DE	64	1392	 4PK805	ALT, (PS)
					 4PK810	PS
					 4PK830	AC
					 4PK910	ALT, (-PS)
1.6 i 16V	10/92-05/95	GA16DE	75	1597	 4PK810	ALT, (PS)
					 4PK810	PS
					 4PK830	AC
					 4PK915	ALT
1.6 i, 1.6 i 16V	10/90-05/95	GA16DE, GA16DS, GA16DEL	66-75	1597	 4PK805	ALT, (PS)
					 4PK810	PS
					 4PK830	AC
					 4PK915	ALT, (-PS)
					 CT666	CA
TEANA I (J31)						
2.3	10/03-06/08	VQ23DE	127	2349	 4PK775	PS

































































































































					ContiTech		
NISSAN							
TEANA I (J31)							
↔ 2.5	07/08-	VQ25DE	134	2496	⊙	AP9067	03/2010↔, ↔05/2011, MTR-CODE: QR25DE
TERRANO II (R20)							
2.4 4WD	05/96-	KA24E	85-87	2389	∞	AVX10X900	ALT
					∞	AVX13X1150	PS
					∞	AVX13X925	AC
2.7 TDi 4WD	05/96-	TD27TI	92	2664	∞	AVX13X1150	ALT
					∞	AVX13X1150	PS
					∞	AVX13X925	AC
3.0 Di 4WD	05/02-	ZD30	113	2953	∞	7PK1642	ALT
					⊙	AP9073	
TIIDA (C11X)							
1.6	09/07-	HR16DE	81	1598	∞	7PK1040	ALT, (AC)
					∞	7PK1145	ALT, (AC)
TIIDA (SC11X)							
1.6	09/07-	HR16DE	81	1598	∞	7PK1040	ALT, (AC)
					∞	7PK1145	ALT, (AC)
TRADE							
2.8 D	12/86-06/94	A428II	59	2820	∞	AVX13X1175	PS
					∞	AVX13X1275	ALT
3.0 D	04/93-10/98	BD30II	63	2953	∞	AVX13X1150	PS
					∞	AVX13X1150	ALT
VANETTE (C120)							
2.0 D	11/82-06/87	LD20	43	1952	∞	AVX13X850	AC
					∞	AVX17X950	ALT
VANETTE (C22)							
2.0 D	07/91-01/95	LD20II	49	1952	∞	17X1000LI	ALT, ↔01/1992
					∞	AVX13X1050	ALT, 01/1992↔
					∞	AVX13X750	PS
					∞	AVX13X925	AC
					🔧	CT843	CA
					🔧	CT843K1	CA
	10/86-12/95	LD20	47	1952	∞	AVX13X1050	ALT, 01/1992↔
					∞	AVX13X750	PS
					∞	AVX13X925	AC
					🔧	CT843	CA
					🔧	CT843K1	CA
VANETTE CARGO (HC 23)							
2.3 D	01/95-	LD23	55	2283	∞	AVX13X850	PS
					∞	AVX13X950	AC
					∞	2XAVX13X1100	ALT
					🔧	CT917	CA
X-TRAIL (T30)							
2.0, 2.0 4x4	07/01-	QR20DE	103-110	1998	∞	6PK2245	ALT
					⊙	AP9067	
2.5 4x4	09/02-	QR25DE	121	2488	∞	6PK2245	ALT
					⊙	AP9067	
	11/02-	QR25DE	132	2488	⊙	AP9067	
X-TRAIL (T31)							
2.0	06/07-11/13	MR20DE	104	1997	∞	6PK1210	ALT
2.0 dCi, 2.0 dCi FWD	06/07-11/13	M9R, M9R 760	110-127	1995	∞	7PK1705	ALT
2.5 4x4	06/07-11/13	QR25DE	124	2488	⊙	AP9067	
OPEL							
ADAM							
1.2	10/12-	A 12 XEL, B 12 XEL	51	1229	∞	6PK1205	ALT, (AC)
					∞	6PK1388	ALT, (AC)
1.4	10/12-	A 14 XEL, A 14 XER	64-74	1398	∞	6PK1205	ALT, (AC)
					∞	6PK1388	ALT, (AC)
AGILA (A) (H00)							
1.0	08/03-12/07	Z 10 XEP	44	998	∞	5PK1230	ALT, (AC)
					∞	5PK1355	ALT, (AC)
					🔧	5PK1355K1	ALT, (AC)
					↔		



					ContiTech	
OPEL						
AGILA (A) (H00)						
					 	AP9035 AP9082
1.0 12V	09/00-12/07	Z 10 XE	43	973	  	5PK1230 5PK1355 5PK1355K1 ALT, WP ALT, WP, AC ALT, (AC)
1.2 16V	09/00-12/07	Z 12 XE	55	1199	  	5PK1230 5PK1355 5PK1355K1 ALT, (-AC) ALT, (AC) ALT, (AC)
1.2 16V Twinport	07/04-12/07	Z 12 XEP	59	1229	    	5PK1230 5PK1355 5PK1355K1 AP9035 AP9082 ALT, (-AC) ALT, (AC) ALT, (AC)
1.3 CDTI	08/03-12/07	Z 13 DT	51	1248	     	6PK1180 6PK1180K1 6PK1318 6PK1318K2 AP9035 AP9082 ALT ALT ALT, AC ALT, (AC)
AGILA (B) (H08)						
1.0	04/08-	K10B	48-51	996	 	4PK765 5PK900 AC ALT
1.2	04/08-	K12B	63-69	1242	 	4PK765 5PK900 AC ALT
1.3 CDTI	04/08-	Z 13 DTJ, D13A	55	1248	  	6PK1180 6PK1180K3 6PK1318 ALT, (-AC) ALT, (AC) ALT, (AC)
ANTARA						
2.0 CDTI, 2.0 CDTI 4x4	05/06-	Z 20 DMH, Z 20 S	93-110	1991	   	6PK2065 CT1121 CT1121K1 AP9060 ALT CA CA
2.4 4x4	01/07-	Z 24 XE	103	2405	    	6PK1893 CT924 CT924K1 CT924WP1 ALT, (AC) CA CA CA
	12/10-	A 24 XE	123	2384		6PK1980 ALT
3.2 V6	03/07-	Z 32 SEE, 10 HM	167	3195		6PK2404 ALT
ASCONA B (81_, 86_, 87_, 88_)						
1.9 N	08/76-08/81	19 N	55	1897	 	AVX10X888 AVX10X900 ALT ALT
ASCONA C (81_, 86_, 87_, 88_)						
1.3 S	09/81-08/88	13 S	55	1297	   	AVX10X875 CT504 CT504WP1 ALT CA CA
1.6	09/86-08/88	16 SV	60	1598	    	AVX10X850 AVX10X913 CT558 CT558WP1 PS ALT CA CA
1.6 S	09/81-08/86	16 SH	66	1598	    	AVX10X850 AVX10X888 CT720 CT720WP1 PS ALT CA CA, CH-NO 14391115, 12387790⇒
ASTRA F (51_, 52_, 53_, 54_, 55_, 56_, 57_, 58_, 59_, 53_B)						
1.4	09/92-01/98	14 SE	60	1389	  	CT874 CT874K1 CT874WP2 CA CA CA
1.4 i	01/98-08/02	X 14 NZ	44	1389	    	AVX10X925 6PK1460 CT874 CT874K1 CT874WP2 ALT, (-PS), (-AC) ALT, PS, (-AC) CA CA CA
						

					ContiTech	
OPEL						
ASTRA F (51_, 52_, 53_, 54_, 55_, 56_, 57_, 58_, 59_, 53_B)						
	09/91-09/98	C 14 NZ, X 14 NZ	44	1389	 AVX10X913	ALT, ⇨CH-NO S2500015, R5999999, R8999999
					 AVX10X925	ALT, CH-NO S2500015⇨, CH-NO R5999999⇨, CH-NO R8999999⇨
					 5PK985	ALT, PS, ⇨08/1992
					 6PK1460	ALT, PS, 09/1992⇨
					 6PK1800	ALT, PS, AC
					 CT874	CA
1.4 i 16V	01/96-09/98	X 14 XE	66	1389	 CT874K1	CA
					 CT874WP2	CA, MTR-NO 19311739⇨
					 6PK1530	ALT, (PS), (-AC)
					 6PK1800	ALT, (PS), (AC)
					 6PK894	ALT, (-PS), (-AC)
					 CT873	CA
1.4 Si	03/92-09/98	C 14 SE	60	1389	 CT873K1	CA
					 CT873WP4	CA
					 AVX10X913	ALT, ⇨CH-NO S2500015, R5999999, R8999999
					 AVX10X925	ALT, CH-NO S2500015⇨, CH-NO R5999999⇨, CH-NO R8999999⇨
					 5PK985	ALT, PS, ⇨08/1992
					 6PK1460	ALT, PS, 09/1992⇨
1.6	09/95-01/98	16 LZ2, 16 NZR	55	1598	 6PK1800	ALT, PS, AC
					 6PK1900	ALT, PS, AC, MTR-CODE: 16LZ2
					 6PK1900K1	ALT, PS, AC, MTR-CODE: 16LZ2
					 CT866	CA, MTR-CODE: 16LZ2
					 CT866K1	CA, MTR-CODE: 16LZ2
					 CT874	CA, MTR-CODE: 16NZR
1.6 i	01/98-08/02	X 16 SZR	55	1598	 CT874K1	CA, MTR-CODE: 16NZR
					 AVX10X925	ALT, (-PS), (-AC)
					 6PK1460	ALT, PS, (-AC)
					 CT874	CA
					 CT874K1	CA
					 CT874WP2	CA
1.6 i 16V	05/93-07/96	X 16 SZ, X 16 SZR	52-55	1598	 AVX10X913	ALT, ⇨CH-NO S2500015, R5999999, R8999999
					 AVX10X925	ALT, CH-NO S2500015⇨, CH-NO R5999999⇨, CH-NO R8999999⇨
					 6PK1460	ALT, PS
					 6PK1800	ALT, PS, AC
					 CT874	CA
					 CT874K1	CA
1.6 i 16V	08/94-01/05	X 16 XEL	74	1598	 CT874WP2	CA
					 AVX10X913	ALT, (-PS), (-AC), ⇨CH-NO S2500015, R5999999, R8999999
					 AVX10X925	ALT, (-PS), (-AC), CH-NO S2500015⇨, CH-NO R5999999⇨, CH-NO R8999999⇨
					 6PK1530	ALT, (PS), (-AC)
					 6PK1800	ALT, (PS), (AC)
					 CT873	CA
1.6 i, 1.6 Si	09/91-09/98	C 16 SE, C 16 NZ, X 16 SZR	55-74	1598	 CT873K1	CA
					 CT873WP4	CA
					 AVX10X913	ALT, ⇨CH-NO S2500015, R5999999, R8999999
					 AVX10X925	ALT, CH-NO S2500015⇨, CH-NO R5999999⇨, CH-NO R8999999⇨
					 5PK985	ALT, PS, ⇨08/1992
					 6PK1460	ALT, PS, 09/1992⇨
					 6PK1800	ALT, PS, AC
					 CT874	CA

					ContiTech	
OPEL						
ASTRA F (51_, 52_, 53_, 54_, 55_, 56_, 57_, 58_, 59_, 53_B)						
1.7 D	07/92-01/99	17 DR	44	1700	 CT874K1  CT874WP2	CA CA
	12/91-09/92	17 D	42	1700	 AVX10X813  AVX10X925  CT540  CT871  CT871K2	PS ALT CA, ⇨MTR:NO (14/25)363651 CA, MTR:NO (14/25)363652⇨ CA, ENGINE: Opel
1.7 TD	08/94-09/98	X 17 DTL	50	1700	 AVX10X813  AVX10X925  CT540  CT540K1  CT540WP1  CT871	PS ALT CA CA, ENGINE: Opel
1.7 TDS	12/91-09/98	17 DT (TC4EE1), X 17 DT (TC4EE1)	60	1686	 AVX10X950  AVX13X915  AVX13X925  CT748  CT748K5  CT748K6	PS ALT, AC ALT CA CA, ⇨MTR:NO 855 805, ENGINE: Isuzu CA, MTR:NO 855 806⇨, ENGINE: Isuzu
1.8 i	09/91-09/98	C 18 NZ	66	1796	 AVX10X800  AVX10X925  AVX10X925  6PK1725  6PK1725K1  6PK1900  6PK1900K1  CT720  CT720WP1  CT866  CT866K1	PS, ⇨08/1992 ALT, ⇨08/1992 ALT, (PS), ⇨08/1992 ALT, PS, 09/1992⇨, (-AC) ALT, PS, 09/1992⇨, (-AC) ALT, PS, AC ALT, PS, AC CA, ⇨MTR:NO (14/25)254438, ⇨12/1992 CA, ⇨MTR:NO 14254438, ⇨12/1992 CA, MTR:NO (14/25)254439⇨, 01/1993⇨ CA, MTR:NO 14142839⇨
1.8 i 16V	07/94-01/98	C 18 XEL, X 18 XE	85	1799	 6PK1725  6PK1725K1  6PK1900  6PK1900K1  CT870  CT870K1  CT870WP2	ALT, (-AC) ALT, (-AC) ALT, (AC) ALT, (AC) CA CA CA
2.0 i	09/91-01/98	C 20 NE	85	1998	 AVX10X788  AVX10X925  6PK1725  6PK1725K1  6PK1900  6PK1900K1  CT720  CT720WP1  CT866  CT866K1	PS, ⇨08/1992 ALT, ⇨08/1992 ALT, (-AC), 09/1992⇨ ALT, (-AC), 09/1992⇨ ALT, (AC) ALT, (AC) CA, ⇨MTR:NO (14/25)608700, ⇨12/1992 CA, ⇨MTR:NO (14608700, ⇨12/1992 CA, MTR:NO (14/25)608701⇨, 01/1993⇨ CA, MTR:NO 14608701⇨
ASTRA G (F07_, F08_, F35_, F48_, F67_, F69_, F70_)						
1.2 16V	09/00-01/05	Z 12 XE	55	1199	 5PK1230  5PK1355  5PK1355K1  AP9035  AP9082	ALT, (-AC) ALT, (AC) ALT, (AC)
	02/98-01/05	X 12 XE	48-55	1199	 5PK1230  5PK1355  5PK1355K1	ALT, (-AC) ALT, (AC) ALT, (AC)

					ContiTech	
OPEL						
ASTRA G (F07_, F08_, F35_, F48_, F67_, F69_, F70_)						
↔ 1.4	09/07-12/09	Z 14 XEP	66	1364	 5PK1230  5PK1355  5PK1355K1  AP9035  AP9082	ALT, (AC) ALT, (AC) ALT, (AC)
1.4 16V	02/98-01/05	X 14 XE, Z 14 XE	66	1389	 5PK1212  5PK1212K1  5PK940  5PK940K1  CT975  CT975K2  CT975K3  CT975WP1  CT975WP3  CT975WP6  AP9003	ALT, (AC) ALT, (AC) ALT, (AC) ALT, (AC) CA CA, ⇨ MTR-NO 02HL5117, 20041690 CA, MTR-NO 02HL5118⇨, 20041691⇨ CA, MTR-NO 02MV7225⇨, 20U75999⇨ CA, MTR-NO 02HL5118⇨, 20041691⇨, ⇨ MTR-NO 02MV7224, 20U75998 CA, ⇨ MTR-NO 02HL5117, 20041690
1.6	09/00-01/05	Z 16 SE	62	1598	 5PK1212  5PK1212K1  5PK940  5PK940K1  CT874  CT874K1  CT874WP1  CT874WP2  AP9003	ALT, AC ALT, AC ALT, (AC) ALT, (AC) CA CA CA, MTR-NO 02MZ5254⇨, 20U75999⇨ CA, ⇨ MTR-NO 02MZ5253, 20U75998
	02/98-09/00	X 16 SZR	55	1598	 5PK1212  5PK1212K1  5PK940  5PK940K1  CT874  CT874K1  CT874WP1  CT874WP2  AP9003	ALT, AC ALT, AC ALT, (AC) ALT, (AC) CA CA CA, MTR-NO 02MZ5254⇨ CA, ⇨ MTR-NO 02MZ5253
1.6 16V	02/98-01/05	X 16 XEL, Z 16 XE, C 16 SEL	74	1598	 5PK1212  5PK1212K1  5PK940  5PK940K1  CT975  CT975K2  CT975K3  CT975WP1  CT975WP3  CT975WP6  AP9003	ALT, (AC) ALT, (AC) ALT, (AC) ALT, (AC) CA CA, ⇨ MTR-NO 02HL5117, 20041690 CA, MTR-NO 02HL5118⇨, 20041691⇨ CA, MTR-NO 02MV7225⇨, 20U75999⇨ CA, MTR-NO 02HL5118⇨, 20041691⇨, ⇨ MTR-NO 02MV7224, 20U75998 CA, ⇨ MTR-NO 02HL5117, 20041690
1.6, 1.6 16V	03/00-12/09	Z 16 XEP	76	1598	 5PK1450  5PK1546  CT1077  CT1077K1  CT1077WP1  VD1106	ALT, (AC) ALT, AC CA CA CA
1.7 CDTI	04/03-12/09	Z 17 DTL	59	1686	 6PK1275  6PK1605  CT1078  CT1078K1  AP9044  VD1068  MS31	ALT, (AC), MTR-CODE: Z17DTL ALT, (AC), MTR-CODE: Z17DTL CA, MTR-CODE: Z17DTL CA, MTR-CODE: Z17DTL MTR-NO 0614509⇨ FOR ART-NO: VD1068
1.7 DTI 16V	02/00-04/05	Y 17 DT	55	1686	 6PK1250	ALT, (AC)



ContiTech



























































































































OPEL











































ASTRA G (F07_, F08_, F35_, F48_, F67_, F69_, F70_)



































































					6PK1590 CT1014 CT1014K2 CT1014K3 CT1178 MS31	ALT, (AC) CA CA, MTR-NO 328704⇒ CA, ⇒MTR-NO 328703 CA
1.7 TD	02/98-08/00	X 17 DTL	50	1700	AVX10X925 4PK885 CT871 CT871K2	ALT AC CA CA, ENGINE: Opel
1.8 16V	02/98-10/05	Z 18 XE, X 18 XE1	85-92	1796	5PK1212 5PK1212K1 5PK940 5PK940K1 CT975 CT975K2 CT975K3 CT975WP2 CT975WP5 AP9003	ALT, (AC) ALT, (AC) ALT, (AC) ALT, (AC) CA CA, ⇒MTR-NO 02HL5117, 20041690 CA, MTR-NO 02HL5118⇒, 20041691⇒ CA, MTR-NO 02HL5118⇒, 20041691⇒ CA, ⇒MTR-NO 02HL5117, 20041690
2.0 16V	02/98-01/05	X 20 XEV, C 20 SEL	100	1998	5PK1680 5PK940 CT1023 CT1023K1 AP9003	ALT, AC ALT CA CA
2.0 DI	01/99-04/05	X 20 DTL	60	1995	6PK1800 6PK1873 6PK1873K3	ALT ALT, AC ALT, AC
2.0 DI, 2.0 DTI 16V	02/98-01/05	X 20 DTL, Y 20 DTL, X 20 DTH, Y 20 DTH	60-74	1995	6PK1800 6PK1800D1 6PK1873 6PK1873D1 6PK1873K3 VD1031 MS03	ALT, (AC) ALT, (AC) ALT, (AC) ALT, (AC) ALT, (AC) FOR ART-NO: VD1031
2.2 16V	09/00-10/05	Z 22 SE	108	2198	5PK1030 5PK880	ALT, (AC) ALT, (AC)
ASTRA H (L08, L35, L48, L67, L69, L70)						
1.3 CDTI	04/05-	Z 13 DTH	66	1248	6PK1180 6PK1180K1 6PK1310 AP9035 AP9082	ALT, (AC) ALT, (AC) ALT, (AC) ALT, (AC) ALT, (AC)
1.4, 1.4 LPG	03/04-	Z 14 XEP	66	1364	5PK1230 5PK1355 5PK1355K1 AP9035 AP9082	ALT, (AC) ALT, (AC) ALT, (AC) ALT, (AC) ALT, (AC)
1.6	12/06-	Z 16 XER, A 16 XER	85	1598	5PK1450 5PK1546 CT1077 CT1077K1 CT1077WP1	ALT, (AC) ALT, (AC) CA CA CA
	02/07-	Z 16 XER	85	1598	5PK1450 5PK1546 CT1077 CT1077K1	ALT, (AC) ALT, (AC) CA CA
1.6, 1.6 Turbo	03/04-	Z 16 XEP, Z 16 XE1, A 16 XER, Z 16 LET	77-132	1598	5PK1450 5PK1546 CT1077 CT1077K1	ALT, (AC) ALT, (AC) CA CA




























































































































					ContiTech	
OPEL						
ASTRA H (L08, L35, L48, L67, L69, L70)						
1.7 CDTI					 CT1077WP1  VD1106	CA
	03/04-	Z 17 DTH, Z 17 DTL	59-74	1686	 6PK1275  6PK1623  6PK1623D1  CT1078  CT1078K1  AP9044  VD1068  MS31	ALT, (AC) ALT, (AC) ALT, (AC) CA CA FOR ART-NO: VD1068
	02/07-	A 17 DTJ, Z 17 DTJ, Z 17 DTR, A 17 DTR	81-92	1686	 6PK1250  6PK1605  CT1178  CT1178K1  AP9044  VD1117	ALT, (AC) ALT, (AC) CA CA
1.8	03/04-	Z 17 DTH	74	1686	 6PK1275  6PK1623  CT1078  CT1078K1  AP9044  VD1068  MS31	ALT, (AC) ALT, (AC) CA CA FOR ART-NO: VD1068
	03/04-	Z 18 XE	92	1796	 5PK1212  5PK1212K1  5PK940  5PK940K1  CT975  CT975K3  CT975WP2	ALT, (AC) ALT, (AC) ALT, (AC) ALT, (AC) CA CA CA
1.9 CDTI	08/05-	Z 18 XER, A 18 XER	103	1796	 5PK1450  5PK1546  CT1077  CT1077K1  CT1077WP1  VD1106	ALT, (AC) ALT, (AC) CA CA CA
	09/04-	Z 19 DTH	110	1910	 6PK1050  6PK1050D1  6PK1370  6PK1370  6PK1370D1  6PK1370K1  6PK1370K1  6PK1380  6PK1380  CT1105  CT1105K3  CT1105WP2  AP9017  AP9028  VD1065  VD1067  MS30  MS30	ALT, (AC) ALT, (AC), CH-NO 72156709⇒, CH-NO 75189053⇒, CH-NO 78104401⇒ ALT, (AC), ⇒CH-NO 72212298, 75189052 ALT, (AC), ⇒CH-NO 78104400, 7G ALT, (AC), MTR-NO 72156709⇒, 75189053⇒, 78104401⇒, OE-NO 93 185 361 ALT, (AC), ⇒CH-NO 78104400, 7G ALT, (AC), ⇒CH-NO 72212298, 75189052 ALT, (AC), CH-NO 78104401⇒, CH-NO 7G⇒ ALT, (AC), CH-NO 72172469⇒, CH-NO 75189053⇒ CA, MTR-CODE: Z19DTH CA, MTR-CODE: Z19DTH CA, MTR-CODE: Z19DTH ⇒CH-NO 72156708, 75189052, 78104400 CH-NO 72156709⇒, CH-NO 75189053⇒, CH-NO 78104401⇒, CH-NO 8B000001⇒ FOR ART-NO: VD1067 VD1065, ⇒MTR-NO 17205096
	06/04-	Z 19 DT	88	1910	 6PK1050  6PK1370  6PK1370  6PK1370K1	ALT, (AC) ALT, (AC), ⇒CH-NO 78104400, 7G ALT, (AC), ⇒CH-NO 72172468, 75189052 ALT, (AC), ⇒CH-NO 78104400, 7G































































					ContiTech	
OPEL						
ASTRA H (L08, L35, L48, L67, L69, L70)						
					 6PK1370K1  6PK1380  6PK1380  CT1106  CT1106K1  CT1106WP1  AP9017  AP9028  VD1065  MS30	ALT, (AC), ⇨CH-NO 72172468, 75189052 ALT, (AC), CH-NO 78104401⇨, CH-NO 7G⇨ ALT, (AC), CH-NO 72172469⇨, CH-NO 75189053⇨ CA, MTR-CODE: Z19DT CA, MTR-CODE: Z19DT CA, MTR-CODE: Z19DT ⇨CH-NO 5545149 FOR ART-NO: VD1065, ⇨MTR-NO 17205096
	09/05-	Z 19 DTL	74	1910	 6PK1050  6PK1370  6PK1370  6PK1370K1  6PK1370K1  6PK1380  6PK1380  6PK1380  CT1106  CT1106K1  CT1106WP1  AP9017  AP9028  VD1065  MS30	ALT, (AC) ALT, (AC), ⇨CH-NO 78104400, 7G ALT, (AC), ⇨CH-NO 72207929, 75189052 ALT, (AC), ⇨CH-NO 72207929, 75189052 ALT, (AC), ⇨CH-NO 78104400, 7G CH-NO 78104401⇨, CH-NO 7G⇨ ALT, (AC), CH-NO 8B000001⇨ ALT, (AC), CH-NO 72207930⇨, CH-NO 75189053⇨ CA CA CA
1.9 CDTI 16V	08/04-	Z 19 DTJ	88	1910	 6PK1050  6PK1050D1  6PK1370  6PK1370  6PK1370D1  6PK1370K1  6PK1370K1  6PK1380  6PK1380  CT1105  CT1105K3  CT1105WP2  CT1106  CT1106K1  AP9017  AP9028  VD1065  VD1067  MS30	ALT, (AC) ALT, (AC), CH-NO 72156709⇨, CH-NO 75189053⇨, CH-NO 78104401⇨ ALT, (AC), ⇨CH-NO 78104400, 7G ALT, (AC), ⇨CH-NO 72212298, 75189052 ALT, (AC), CH-NO 72156709⇨, CH-NO 75189053⇨, CH-NO 78104401⇨, OE-NO 93 185 361 ALT, (AC), ⇨CH-NO 72212298, 75189052 ALT, (AC), ⇨CH-NO 78104400, 7G ALT, (AC), CH-NO 72172469⇨, CH-NO 75189053⇨ ALT, (AC), CH-NO 78104401⇨, CH-NO 7G⇨ CA, MTR-CODE: Z19DTJ CA, MTR-CODE: Z19DTJ CA, MTR-CODE: Z19DTJ CA, MTR-CODE: Z19DT, Z19DTL CA, MTR-CODE: Z19DT, Z19DTL ⇨CH-NO 72156708, 75189052, 78104400 CH-NO 72156709⇨, CH-NO 71589053⇨, CH-NO 78104401⇨, CH-NO 8B000001⇨ FOR ART-NO: VD1067, VD1065, ⇨MTR-NO 17205096
ASTRA J						
1.3 CDTI	12/09-	A 13 DTE	70	1248	 6PK1217  6PK1360	ALT, (AC) ALT, (AC)
1.4	12/09-	A 14 XEL, A 14 XER	64-74	1398	 5PK1207  5PK1334  5PK1397	ALT, (AC), CH-NO C0000001⇨, CH-NO C1000001⇨, CH-NO C3000001⇨, CH-NO C8000001⇨, CH-NO CG000001⇨ ALT, (AC), CH-NO C0⇨, CH-NO C1⇨, CH-NO C3⇨, CH-NO C8⇨, CH-NO CG⇨, OE-NO 1340017 ALT, (AC), CH-NO C0000001⇨, CH-NO C1000001⇨, CH-NO C3000001⇨, CH-NO C8000001⇨, CH-NO CG000001⇨, ⇨CH-NO C0, C1, C3, C8, CG, OE-NO 1340018, 1340053


































































					ContiTech	
OPEL						
ASTRA J						
					 6PK1205	ALT, (AC), ⇨CH-NO B3999999, B8999999, BG999999
					 6PK1400	ALT, (AC), ⇨CH-NO B3999999, B8999999, BG999999
1.4 Turbo, 1.4 LPG	12/09-	A 14 NET, A 14 NEL, B 14 NEL, B 14 NET	88-103	1364	 5PK1207	ALT, (AC), CH-NO C1000001⇨, CH-NO C3000001⇨, CH-NO C8000001⇨, CH-NO CG000001⇨
					 5PK1397	ALT, (AC), CH-NO C0000001⇨, CH-NO C1000001⇨, CH-NO C3000001⇨, CH-NO C8000001⇨, CH-NO CG000001⇨
					 6PK1205	ALT, (AC), ⇨CH-NO B3999999, B8999999, BG999999
					 6PK1400	ALT, (AC), ⇨CH-NO B3999999, B8999999, BG999999
1.6	12/09-	A 16 XER, B 16 XER	85	1598	 4PK643 ELAST	PS
					 6PK1453	ALT, (AC)
					 6PK1555	ALT, ⇨CH-NO BG999999
					 6PK1555	ALT, (AC), ⇨CH-NO B3999999, B8999999
					 CT1077	CA
					 CT1077K1	CA
1.6 Turbo	12/09-	A 16 LET	132	1598	 6PK1453	ALT, (AC)
					 6PK1555	ALT, (AC), ⇨CH-NO B3999999, B8999999, BG999999
					 CT1077	CA
					 CT1077K1	CA
					 CT1077WP1	CA
1.7 CDTI	12/09-	A 17 DTS, A 17 DTF, A 17 DTJ, A 17 DTC, A 17 DTE, A 17 DTR	81-96	1686	 6PK1244	ALT, (AC)
					 6PK1715	ALT, (AC)
					 CT1178	CA
					 CT1178K1	CA
					 VD1117	
	10/10-	A 17 DTS, A 17 DTF	96	1686	 6PK1244	ALT, (AC)
					 6PK1715	ALT, (AC)
					 CT1178	CA
					 CT1178K1	CA
2.0 BiTurbo CDTI	12/12-	A 20 DTR	143	1956	 6PK1900	ALT, ⇨CH-NO B8999999
					 6PK1900	ALT, ⇨CH-NO B3999999
					 6PK1900	ALT, ⇨CH-NO BG999999
					 CT1183	CA
2.0 CDTI	12/09-	A 20 DTH	118-121	1956	 6PK1905	ALT, ⇨CH-NO B3999999, B8999999
					 6PK1905	ALT, ⇨CH-NO BG999999
					 CT1105	CA
					 CT1105K3	CA
					 CT1105WP2	CA
ASTRA GTC J						
1.4	10/11-	A 14 NET, B 14 NET	103	1364	5PK1207	ALT, (AC), CH-NO C1000001⇨, CH-NO C3000001⇨, CH-NO C8000001⇨, CH-NO CG000001⇨
					5PK1397	ALT, (AC), CH-NO C0000001⇨, CH-NO C1000001⇨, CH-NO C3000001⇨, CH-NO C8000001⇨, CH-NO CG000001⇨
					6PK1205	ALT, (AC), ⇨CH-NO B3999999, B8999999, BG999999
					6PK1400	ALT, (AC), ⇨CH-NO B3999999, B8999999, BG999999
2.0 BiTurbo CDTI	10/12-	A 20 DTR	143	1956	6PK1900	ALT, ⇨CH-NO B3999999
					6PK1900	ALT, ⇨CH-NO B8999999
					6PK1900	ALT, ⇨CH-NO BG999999
					CT1183	CA
CALIBRA A (85_)						
2.0 i, 2.0 i 4x4	06/90-07/97	C 20 NE	85	1998	AVX10X1000	ALT, FOR ALT: 90A, ⇨08/1992, CH-NO L































































					ContiTech	
OPEL						
CALIBRA A (85_) 						
					 AVX10X685	ALT, AC, ⇨08/1992, CH-NO L, M, N
					 AVX10X800	PS, ⇨08/1992, CH-NO L, M, N
					 AVX10X925	ALT, FOR ALT: 70A, ⇨08/1992
					 AVX10X940	ALT, FOR ALT: 90A, ⇨08/1992, CH-NO M, N
					 AVX13X875	AC, ⇨08/1992, CH-NO L, M, N
					 3PK690	PS, ⇨08/1992, (AC)
					 6PK1725	ALT, (-AC), 09/1992⇨
					 6PK1725K1	ALT, (-AC), 09/1992⇨
					 6PK1900	ALT, (AC), 09/1992⇨
					 6PK1900K1	ALT, (AC), 09/1992⇨
					 CT720	CA, ⇨MTR-NO (14/25)142838, ⇨12/1992
					 CT720WP1	CA, ⇨MTR-NO 14142838, ⇨12/1992
					 CT866	CA, MTR-NO (14/25)142839⇨, 01/1993⇨
					 CT866K1	CA, MTR-NO 14608701⇨
CASCADA (W13)						
1.4, 1.4 Turbo	03/13-	A 14 NEL, A 14 NET	88-103	1362	 5PK1207	ALT, (AC)
					 5PK1397	ALT, (AC)
2.0 CDTI	03/13-	A 20 DTH	121	1956	 CT1105	CA
					 CT1105K3	CA
					 CT1105WP2	CA
		A 20 DTR	143	1956	 CT1183	CA
COMBO						
1.3 CDTI 16V	08/05-	Z 13 DT, Z 13 DTJ	51-55	1248	 6PK1180	ALT, (AC)
					 6PK1180K1	ALT, (-AC)
					 6PK1318	ALT, (AC)
					 6PK1318K2	ALT, (AC)
					 AP9035	
					 AP9082	
1.4, 1.4 16V	10/04-	Z 14 XEP	66	1364	 5PK1230	ALT, (-AC)
					 5PK1370	ALT, (AC)
1.6	10/01-	Z 16 SE	64	1598	 5PK1212	ALT, (AC)
					 5PK1212K1	ALT, (AC)
					 5PK940	ALT, (-AC)
					 5PK940K1	ALT, (-AC)
					 CT874	CA
					 CT874K1	CA, MTR-CODE: Z16SE
					 CT874WP1	CA, MTR-CODE: Z16SE
1.6 CNG 16V	06/06-	Z 16 YNG	69	1598	 5PK1212	ALT, (AC)
					 5PK1212K1	ALT, (AC)
					 5PK940	ALT, (-AC)
					 5PK940K1	ALT, (-AC)
					 CT975	CA
					 CT975K3	CA
					 CT975WP1	CA
1.7 CDTI 16V	12/04-	Z 17 DTH	74	1686	 6PK1275	ALT, PS, (-AC)
					 6PK1600	ALT, PS, AC
					 6PK1600D1	ALT, PS, AC, MTR-CODE: Z17DTH
					 CT1014	CA, MTR-CODE: Z17DTH
					 CT1014K2	CA, MTR-CODE: Z17DTH
					 AP9044	
					 VD1068	
					 MS31	FOR ART-NO: VD1068
1.7 DI 16V, 1.7 DTI 16V	10/01-	Y 17 DTL, Y 17 DT	48-55	1686	 6PK1250	ALT, (-AC)
					 6PK1590	ALT, (AC)
					 CT1014	CA
					 CT1014K2	CA, MTR-NO 328705⇨
					 CT1014K3	CA, ⇨MTR-NO 328704
					 MS31	
COMBO (71_)						
1.4	07/94-10/01	C 14 NZ, X 14 SZ, C 14 SE	44-60	1389	 AVX10X925	ALT
					 6PK1460	ALT, PS
						




























































					ContiTech	
OPEL						
COMBO (71_)						
					 6PK1800	ALT, PS, AC
					 CT874	CA
					 CT874K1	CA
					 CT874WP2	CA
1.7 D	07/94-10/01	17 D (4EE1), X 17 D (4EE1)	44	1686	 AVX10X950	PS
					 AVX13X915	ALT, AC
					 AVX13X925	ALT
					 CT748	CA
					 CT748K5	CA, ENGINE: Isuzu, ⇨ CH-NO R39..., R49..., R69...
					 CT748K6	CA, ENGINE: Isuzu, CH-NO S30...⇨, CH-NO S40...⇨, CH-NO S60...⇨
COMBO (X12)						
1.3 CDTI	02/12-	A 13 FD	66	1248	 6PK1526	ALT, (-AC)
					 6PK1670	ALT, (AC)
					 AP9082	
1.6 CDTI	02/12-	A 16 FDL, A 16 FDH	66-77	1598	 6PK1370	ALT, (AC)
					 6PK1705	ALT, (AC)
					 CT1155	CA
					 CT1155K1	CA
					 CT1155WP1	CA
					 AP9029	
					 AP9054	
					 VD1065	
2.0 CDTI	02/12-	A 20 FD	99	1956	 6PK1370	ALT, (AC)
					 6PK1710	ALT, (AC)
					 CT1105	CA
					 CT1105K3	CA
					 CT1105WP2	CA
					 AP9029	
					 AP9054	
CORSA A (93_, 94_, 98_, 99_)						
1.0	09/82-03/93	10 S	33	993	 AVX10X925	ALT
1.2	09/82-08/90	12 NC, E 12 GV	33	1196	 AVX10X925	ALT
1.2 i	09/89-03/93	C 12 NZ	33	1195	 AVX10X875	ALT
					 AVX10X913	ALT
					 CT874	CA
					 CT874K1	CA
					 CT874WP2	CA
1.2 S, 1.2 N	09/82-03/93	12 NV, 12 ST	38-40	1196	 AVX10X875	ALT
					 AVX10X913	ALT
					 CT526	CA
1.4 i	01/90-03/93	C 14 NZ	44	1389	 AVX10X875	ALT, OE-NO 90169081, 90006259
					 AVX10X913	ALT, OE-NO 90183440, 90351803
					 CT558	CA, ⇨ MTR-NO (14/25)02J22349, (C14/C25) NZ19311737, (14/25)NV19307805
					 CT558WP1	CA, ⇨ MTR-NO 19311737
					 CT874	CA, MTR-NO (C14/C25)NZ19311738⇨, (14/25)02J22350⇨, (14/25)NV19307806⇨
					 CT874K1	CA, MTR-NO 19311738⇨
					 CT874WP2	CA, MTR-NO 19311738⇨
1.4 S	01/90-03/93	14 NV	53	1389	 AVX10X875	ALT, OE-NO 90169081, 90006259
					 AVX10X913	ALT, OE-NO 90183440, 90351803
					 CT558	CA, ⇨ MTR-NO (14/25)02J22349, (C14/C25) NZ19311737, (14/25)NV19307805
					 CT558WP1	CA, ⇨ MTR-NO 19307805
					 CT874	CA, MTR-NO (C14/C25)NZ19311738⇨, (14/25)02J22350⇨, (14/25)NV19307806⇨
					 CT874K1	CA, MTR-NO 19307806⇨
					 CT874WP2	CA, MTR-NO 19307806⇨
1.5 D	09/87-03/93	15 D (4EC1)	37	1488	 AVX13X875	ALT
					 CT748	CA



































































					ContiTech		
OPEL							
CORSA A (93_, 94_, 98_, 99_) ↩							
						CT748K4	CA, ENGINE: Isuzu
CORSA A Box							
1.0	02/86-04/89	10 S	33	993		AVX10X925	ALT
CORSA A TR (91_, 92_, 96_, 97_) ↩							
1.0	09/82-09/92	10 S	33	993		AVX10X925	ALT
1.2 S	09/82-03/93	12 ST	40	1196		AVX10X875	ALT, OE-NO 90169081, 90006259
						AVX10X913	ALT, OE-NO 90183440, 90351803
						CT526	CA
CORSA B (73_, 78_, 79_) ↩							
1.0 i 12V	11/96-09/00	X 10 XE	40	973		5PK1230	ALT, (-AC)
						5PK1355	ALT, (AC)
						5PK1355K1	ALT, (AC)
1.2 i	03/93-09/00	12 NZ, X 12 SZ, C 12 NZ	33	1195		AVX10X913	ALT, ⇄08/1994
						AVX10X925	ALT, 09/1994⇄
						6PK1460	ALT, PS
						CT874	CA
						CT874K1	CA
						CT874WP2	CA
					1.2 i 16V	03/98-09/00	X 12 XE
	5PK1355	ALT, (AC)					
	5PK1355K1	ALT, (AC)					
1.4 i	08/99-09/00	C 14 NZ, X 14 SZ	44	1389		AVX10X925	ALT
						6PK1460	ALT, PS
						6PK1800	ALT, PS, AC
						CT874	CA
						CT874K1	CA
						CT874WP2	CA
					1.4 i 16V	09/94-09/00	X 14 XE
	6PK1805	ALT, (AC)					
	6PK894	ALT, (-AC), (-PS)					
	CT873	CA					
	CT873K1	CA					
	CT873WP4	CA					
1.4 i, 1.4 Si	03/93-09/00	C 14 NZ, X 14 SZ, C 14 SE	44-60	1389			
						AVX10X925	ALT, 09/1994⇄
						6PK1460	ALT, PS
						6PK1800	ALT, PS, AC
						CT874	CA
						CT874K1	CA
						CT874WP2	CA
1.5 D, 1.5 TD	03/93-09/00	15 D (4EC1), 15 DT (T4EC1), X 15 DT (T4EC1)	37-49	1488		AVX10X950	PS
						AVX13X915	ALT, AC
						AVX13X925	ALT
						CT748	CA
						CT748K4	CA, ENGINE: Isuzu
1.6 GSI 16V	03/93-09/00	C 16 XE	80	1598		6PK1530	ALT, PS
						6PK1800	ALT, AC
						6PK894	ALT
						CT873	CA
						CT873K1	CA
						CT873WP4	CA
					1.7 D	02/96-09/00	17 D (4EE1), X 17 D (4EE1)
	AVX13X915	ALT, AC					
	AVX13X925	ALT					
	CT748	CA					
	CT748K5	CA, ⇄MTR-NO 855 805, ENGINE: Isuzu					
	CT748K6	CA, ENGINE: Isuzu, MTR-NO 855 806⇄					
CORSA C (F08, F68, W5L) ↩							
1.0	09/00-06/03	Z 10 XE	43	973		5PK1230	ALT, (-AC)
						5PK1355	ALT, (AC)
						5PK1355K1	ALT, (AC)
						AP9035	


























































<div>      <div>ContiTech</div>  </div>						
OPEL						
CORSA C (F08, F68, W5L)						
	06/03-12/09	Z 10 XEP	44	998	 AP9082	
					 5PK1230	ALT, (-AC)
					 5PK1355	ALT, (AC)
1.2 Twinport	07/04-12/09	Z 12 XEP	59	1229	 5PK1355K1	ALT, (AC)
					 5PK1230	ALT, (-AC)
					 5PK1355	ALT, (AC), ⇨ CH-NO 36152608
1.2, 1.2 16V	09/00-	Z 12 XE	55	1199	 5PK1355K1	ALT, (AC), ⇨ CH-NO 36152608
					 5PK1370	ALT, (AC), CH-NO 36152609⇨
					 5PK1230	ALT, (-AC)
1.3 CDTI, 1.3 CDTI 16V	06/03-	Z 13 DT	51	1248	 5PK1355	ALT, (AC), CH-NO 23001843⇨, CH-NO 14148763⇨, ⇨ CH-NO 44001048, 36152608
					 5PK1355K1	ALT, (AC)
					 5PK1370	ALT, (AC), CH-NO 44001049⇨, CH-NO 36152609⇨, CH-NO 43xxxxx⇨
1.4	09/00-12/09	Z 14 XE	66	1389	 AP9035	
					 AP9082	
					 6PK1180	ALT, (-AC)
1.4 Twinport	06/03-12/09	Z 14 XEP	66	1364	 6PK1180K1	ALT, (-AC)
					 6PK1318	ALT, (AC)
					 6PK1318K2	ALT, (AC)
1.7 CDTI	06/03-12/09	Z 17 DTH	74	1686	 AP9035	
					 AP9082	
					 5PK1212	ALT, (AC)
1.7 DI, 1.7 DI 16V, 1.7 DTI, 1.7 DTI 16V	09/00-	Y 17 DT, Y 17 DTL	48-55	1686	 5PK1212K1	ALT, (AC)
					 5PK940	ALT, (-AC)
					 5PK940K1	ALT, (-AC)
1.8	09/00-12/09	Z 18 XE	92	1796	 CT975	CA
					 CT975K3	CA
					 CT975WP1	CA, MTR-NO 02MZ5254⇨, 20U75999⇨
1.0	07/06-	A 10 XEP, Z 10 XEP	44-48	998	 CT975WP3	CA, ⇨ MTR-NO 02MZ5253, 20U75998
					 AP9003	
					 5PK1230	ALT, PS, (-AC)
1.2, 1.2 LPG	07/06-	Z 12 XEP	59	1229	 5PK1370	ALT, PS, (AC)
					 6PK1275	ALT, PS, (-AC)
					 6PK1600	ALT, PS, (AC)
	07/06-	Z 12 XEP	59	1229	 6PK1600D1	ALT, PS, (AC), MTR-CODE: Z17DTH
					 CT1014	CA, MTR-CODE: Z17DTH
					 CT1014K2	CA, MTR-CODE: Z17DTH
	07/06-	Z 12 XEP	59	1229	 AP9044	
					 VD1068	
					 MS31	FOR ART-NO: VD1068
	07/06-	Z 12 XEP	59	1229	 6PK1250	ALT, (-AC)
					 6PK1590	ALT, (AC)
					 CT1014	CA
	07/06-	Z 12 XEP	59	1229	 CT1014K2	CA, MTR-NO 328705⇨
					 CT1014K3	CA, ⇨ MTR-NO 328704
					 MS31	
	07/06-	Z 12 XEP	59	1229	 5PK1212	ALT, (AC)
					 5PK1212K1	ALT, (AC)
					 5PK940	ALT, (-AC)
	07/06-	Z 12 XEP	59	1229	 5PK940K1	ALT, (-AC)
					 CT975	CA
					 CT975K3	CA
	07/06-	Z 12 XEP	59	1229	 CT975WP2	CA
					 AP9003	
	07/06-	Z 12 XEP	59	1229	 5PK1230	ALT, (-AC)
					 5PK1355	ALT, (AC)
					 5PK1355K1	ALT, (AC)


































































					ContiTech							
OPEL												
CORSA D												
 1.3 CDTI						5PK1355K1	ALT, (AC)					
	06/10-	A 12 XEL, A 12 XER	51-63	1229	 	5PK1207 5PK1334	ALT, (-AC) ALT, (AC)					
	07/06-	Z 13 DTH	66	1248		6PK1180	ALT, (-AC)					
						6PK1180K1	ALT, (-AC)					
						6PK1318	ALT, (AC), ⇨CH-NO 86182448					
						6PK1318K2	ALT, (AC), ⇨CH-NO 86182448					
						6PK1330	ALT, (AC), CH-NO 86182448⇨					
						AP9035						
						AP9082						
					06/10-	A 13 DTE, Z 13 DTE, A 13 DTR	70	1248		6PK1180	ALT, (-AC), (-START-STOP)	
										6PK1180K1	ALT, (-AC), (-START-STOP)	
										6PK1217	ALT, (-AC), (START-STOP)	
		6PK1318	ALT, (AC), (-START-STOP), ⇨CH-NO 94042918									
		6PK1318K2	ALT, (AC), ⇨CH-NO 94042918, (-START-STOP)									
		6PK1330	ALT, (AC), (-START-STOP), CH-NO 94042919⇨									
	07/06-	Z 13 DTJ, A 13 DTC	55	1248		6PK1360	ALT, (AC), (START-STOP)					
						AP9035						
						AP9082						
						6PK1180	ALT, (-AC), (-START-STOP)					
						6PK1180K1	ALT, (-AC), (-START-STOP)					
						6PK1217	ALT, (-AC), (START-STOP)					
	1.4	09/09-	A 14 XEL	64	1398		6PK1318	ALT, (AC), (-START-STOP), ⇨CH-NO 94042918				
						6PK1318K2	ALT, (AC), ⇨CH-NO 94042918, (-START-STOP)					
						6PK1330	ALT, (AC), (-START-STOP), CH-NO 94042919⇨					
06/10-		A 14 XER	74	1398		6PK1360	ALT, (AC), (START-STOP)					
						AP9035						
						AP9082						
07/12-		A 14 NEL	88	1364		5PK1207	ALT, (AC)					
						5PK1355	ALT, (AC)					
						5PK1355K1	ALT, (AC)					
						5PK1207	ALT, (-AC)					
1.4, 1.4 LPG	07/06-	Z 14 XEP	66	1364		5PK1397	ALT, (AC)					
						5PK1230	ALT, (-AC)					
						5PK1355	ALT, (AC)					
1.6 Turbo	02/07-	Z 16 LEL, A 16 LEL, Z 16 LER, A 16 LER, B 16 LER	110-141	1598		5PK1355K1	ALT, (AC)					
						5PK1450	ALT, (-AC)					
						5PK1546	ALT, (AC)					
						CT1077	CA					
						CT1077K1	CA					
1.7 CDTI	07/06-	Z 17 DTR	92	1686		CT1077WP1	CA					
						VD1106						
						6PK1250	ALT, (-AC)					
						6PK1613	ALT, (AC)					
						CT1178	CA					
1.4, 1.4 LPG	07/06-	Z 14 XEP	66	1364		CT1178K1	CA					
						AP9044						
						VD1117						
					CORSA E							
					1.2	09/14-	B 12 XEL	51	1229		5PK1207	ALT, (-AC)
	5PK1334	ALT, (AC)										
1.4 Turbo	09/14-	B 14 NEJ, B 14 NEH	74-110	1364		5PK1207	ALT, (-AC)					
						5PK1397	ALT, (AC)					
1.4, 1.4 LPG	09/14-	B 14 XEJ, B 14 XEL	55-66	1398		5PK1207	ALT, (-AC)					
						5PK1334	ALT, (AC)					
FRONTERA A (5_SUD2)												
2.0 i	03/92-10/98	X 20 SE, C 20 NE	85	1998		AVX10X1000	ALT, (-AC), MTR-CODE: C20NE, FOR ALT: 90A					
						AVX10X1025	ALT, (AC), MTR-CODE: C20NE, FOR ALT: 90A					
						AVX10X788	PS, ⇨12/1995					
						6PK1725	ALT, (-AC), MTR-CODE: X20SE					































































					ContiTech	
OPEL						
FRONTERA A (5_SUD2)						
					 6PK1725K1  6PK2050  CT720  CT866  CT866K1	ALT, (AC), MTR-CODE: X20SE ALT, PS, AC, MTR-CODE: X20SE CA, ⇨ MTR-NO (14/25)142838, ⇨ 12/1992 CA, MTR-NO (14/25)142839⇨, 01/1993⇨ CA, MTR-CODE: C20NE, MTR-NO 14608701⇨, CA, MTR-CODE: X20SE
FRONTERA B (6B_) 2.2 DTI						
	09/02-	Y 22 DTH	88	2171	 6PK1800  6PK1900	ALT, (AC) ALT, (AC)
	10/98-09/02	X 22 DTH, Y 22 DTH	85	2171	 6PK1805  6PK1900  6PK1900D1  VD1031  MS03	ALT ALT, AC ALT, AC FOR ART-NO: VD1031
2.2 i	10/98-	Y 22 SE, X 22 SE	100	2198	 6PK1725  6PK1725K1  6PK1850  CT924  CT924K1	ALT, (AC) ALT, (AC) ALT, (AC) CA CA
GT Cabriolet 2.0						
	06/07-	Z 20 NHH, LNF	194	1998	 5PK1025	ALT
INSIGNIA 1.4 LPG						
	07/12-	A 14 NET	103	1364	 5PK1207  5PK1397	ALT, (AC) ALT, (AC)
1.6 Turbo	01/09-	A 16 LET	132	1598	 4PK643 ELAST  6PK1453  6PK1555  CT1077  CT1077K1  CT1077WP1	PS ALT, (AC) ALT, (AC) CA CA CA
1.8	07/08-	A 18 XER	103	1796	 4PK643 ELAST  6PK1453  6PK1555  CT1077  CT1077K1  CT1077WP1	PS ALT, (AC) ALT, (AC) CA CA CA
2.0 Biturbo CDTI, 2.0 Biturbo CDTI 4x4	01/12-	A 20 DTR	143	1956	 6PK1847 EXTRA  6PK1900  6PK1900  CT1183	ALT, (ELECTR PS), CH-NO C1000001⇨ ALT, ⇨CH-NO B1999999 ALT, (-ELECTR PS), CH-NO C1000001⇨ CA
2.0 CDTI, 2.0 CDTI 4x4	07/13-	A 20 DTH	120	1956	 6PK1847 EXTRA  6PK1900  CT1105  CT1105K3  CT1105WP2	ALT, (ELECTR PS), CH-NO C1000001⇨ ALT, (-ELECTR PS) CA CA CA
	07/08-	A 20 DTC, A 20 DTL, A 20 DTE, A 20 DTJ, A 20 DT, A 20 DTH	81-118	1956	 6PK1847 EXTRA  6PK1900  6PK1900  CT1105  CT1105K3  CT1105WP2	ALT, (ELECTR PS), CH-NO C1000001⇨ ALT, ⇨CH-NO B1999999 ALT, (-ELECTR PS), CH-NO C1000001⇨ CA CA CA
2.0 Turbo	04/14-	A 20 NHT	184	1998	 6PK1980	ALT
KADETT C 1.2						
	08/73-07/79	12 N	40	1196	 AVX10X950	ALT
KADETT D (31_-34_, 41_-44_) 1.0						
	09/79-08/84	10 S	33	993	 AVX10X950	ALT
KADETT E (33_, 34_, 35_, 36_, 39_, 43_, 44_, 45_, 46_, 49_) 1.2						
	09/84-07/86	12 SC	40	1196	 AVX10X763  AVX10X950  CT526	PS ALT CA
1.3 i CAT, 1.3 N, 1.3 S	09/84-08/91	C 13 N, 13 N, 13 NB, 13 S	44-55	1297	 AVX10X763  AVX10X875	PS ALT



































































					ContiTech	
OPEL						
KADETT E (33_, 34_, 35_, 36_, 39_, 43_, 44_, 45_, 46_, 49_)↕						
1.4 i	01/90-08/91	C 14 NZ	44	1389	 CT504	CA
					 CT504WP1	CA
1.4 i	01/90-08/91	C 14 NZ	44	1389	 AVX10X875	ALT, OE-NO 90169081, 90006259
					 AVX10X913	ALT, OE-NO 90183440, 90351803
					 CT558	CA, ⇄MTR-NO (14/25)02J22349, (C14/C25) NZ19311737, (14/25)NV19307805
					 CT558WP1	CA, ⇄MTR-NO 19311737, 02J22349
					 CT874	CA, MTR-NO (C14/C25)NZ19311738⇄, (14/25)02J22350⇄, (14/25)NV19307806⇄
					 CT874K1	CA, MTR-NO 19311738⇄
1.4 S	09/89-08/91	C 14 SE	60	1389	 CT874WP2	CA, MTR-NO 19311738⇄
					 AVX10X875	ALT
					 CT558	CA, ⇄MTR-NO 19311737
					 CT558WP1	CA, ⇄MTR-NO 19311737
					 CT874	CA, MTR-NO 19311738⇄
					 CT874K1	CA, MTR-NO 19311738⇄
1.4 S	01/90-08/91	14 NV	55	1389	 CT874WP2	CA, MTR-NO 19311738⇄
					 AVX10X875	ALT, OE-NO 90006259, 90169081
					 AVX10X913	ALT, OE-NO 90183440, 90351803
					 CT558	CA, ⇄MTR-NO 19307805, 02J22349
					 CT558WP1	CA, ⇄MTR-NO 19307805, 02J22349
					 CT874	CA, MTR-NO 19307806⇄, 02J22350⇄
1.6 D	09/84-01/89	16 D, 16 DA	40	1598	 CT874K1	CA, MTR-NO 19307806⇄, 02J22350⇄
					 CT874WP2	CA, MTR-NO 19307806⇄, 02J22350⇄
					 AVX10X763	PS, ⇄MTR-NO (14/25)503745, (AUTOM), ⇄MTR-NO (14/25)478630, (MANL)
					 AVX10X813	PS, MTR-NO (14/25)503746⇄, (AUTOM), MTR-NO (14/25)478631⇄, (MANL)
					 AVX10X913	ALT
					 CT529	CA, ⇄MTR-NO (14/25)498630, (MANL), ⇄MTR-NO (14/25)503756, (AUTOM)
1.6 D	09/84-01/89	16 D, 16 DA	40	1598	 CT529K1	CA, MTR-CODE: 16D
					 CT540	CA, MTR-NO (14/25)498631⇄, (MANL), MTR-NO (14/25)503757⇄, (AUTOM)
					 CT540K1	CA, MTR-CODE: 16DA
					 CT540WP1	MTR-CODE: 16DA, (AUTOM), MTR-NO 14503757⇄
					 CT540WP1	CA, MTR-CODE: 16DA, (MANL), MTR-NO 14498631⇄
1.6 i, 1.6 i CAT	09/86-08/91	E 16 NZ, C 16 LZ, C 16 NZ	55	1598	 AVX10X913	ALT, ⇄CH-NO H2517837
					 AVX10X925	ALT, CH-NO H2517838⇄
					 5PK1010	ALT, PS
					 5PK975	ALT, PS
					 CT558	CA, ⇄MTR-NO 02J22349
					 CT558WP1	CA, ⇄MTR-NO 02J22349
2.0 GSI	09/86-08/91	20 SEH	95	1998	 CT874	CA, MTR-NO 02J22350⇄
					 CT874K1	CA, MTR-NO 02J22350⇄
					 CT874WP2	CA, MTR-NO 02J22350⇄
					 AVX10X800	PS
					 AVX10X925	ALT
					 CT720	CA
MERIVA	09/03-05/10	Z 13 DTJ	55	1248	 CT720WP1	CA
1.3 CDTI	09/03-05/10	Z 13 DTJ	55	1248	 6PK1180	ALT, (AC)
					 6PK1180K1	ALT, (AC)
					 6PK1318	ALT, (AC)
					 6PK1318K2	ALT, (AC)
					 AP9035	
					 AP9082	
1.3 CDTI	04/05-05/10	Z 13 DT, Y 13 DT	51	1248	 6PK1180	ALT, (AC)
					 6PK1180K1	ALT, (AC)
					 6PK1318	ALT, (AC)



































































					ContiTech	
OPEL						
MERIVA						
1.4 16V Twinport	07/04-05/10	Z 14 XEP	66	1364	 6PK1318K2  AP9082	ALT, (AC)
					 5PK1230  5PK1355  5PK1355K1  5PK1370	ALT, (AC) ALT, (AC), ⇨CH-NO 44001048 ALT, (AC), ⇨CH-NO 44001048 ALT, (AC), CH-NO 44001049⇨
1.6	05/03-05/10	Z 16 SE	64	1598	 5PK1212  5PK1212K1  5PK940  5PK940K1  CT874  CT874K1  CT874WP1	ALT, AC ALT, AC ALT, (AC) ALT, (AC) CA CA, MTR-CODE: Z16SE CA, MTR-CODE: Z16SE
					 5PK1450  5PK1546  CT1077  CT1077K1  CT1077WP1  VD1106	ALT, (AC) ALT, AC CA, MTR-CODE: Z16XEP, Z16LET CA CA
1.6 16V	05/03-01/06	Z 16 XE	74	1598	 5PK1212  5PK1212K1  5PK940  5PK940K1  CT975  CT975K3  CT975WP1	ALT, (AC) ALT, (AC) ALT, (AC) ALT, (AC) CA CA CA
1.7 CDTI	09/03-05/10	Z 17 DTH, Z 17 DT	74	1686	 6PK1250  6PK1275  6PK1600  6PK1600D1  CT1014  CT1014K2  CT1014K3  CT1178  CT1178K1  AP9044  VD1068  VD1117  MS31	ALT, (AC), MTR-CODE: Z17DT ALT, (AC), MTR-CODE: Z17DTH ALT, (AC), MTR-CODE: Z17DT ALT, PS, AC, MTR-CODE: Z17DTH CA, MTR-CODE: Z17DTH CA, MTR-CODE: Z17DTH, MTR-NO 328705⇨ CA, MTR-CODE: Z17DTH, ⇨MTR-NO 328704 CA, MTR-CODE: Z17DT CA, MTR-CODE: Z17DT MTR-CODE: Z 17 DTH MTR-CODE: Z 17 DT FOR ART-NO: VD1068
1.7 DTI	09/03-05/10	Y 17 DT	55	1686	 6PK1250  6PK1590  CT1014  CT1014K2  MS31	ALT, (AC) ALT, (AC) CA CA, MTR-CODE: Y17DT
1.8	05/03-05/10	Z 18 XE	92	1796	 5PK1212  5PK1212K1  5PK940  5PK940K1  CT975  CT975K3  CT975WP2	ALT, (AC) ALT, (AC) ALT, (AC) ALT, (AC) CA CA CA
MERIVA B						
1.3 CDTI	06/10-	A 13 DTC, A 13 DTE	55-70	1248	 6PK1180  6PK1180K1  6PK1330  AP9035  AP9082	ALT, (AC) ALT, (AC) ALT, (AC)
1.4, 1.4 LPG	06/10-	A 14 XER, B 14 XER, A 14 NEL, B 14 NEL, A 14 NET, B 14 NET	74-103	1398	 5PK1207  5PK1397  6PK1205  6PK1400	ALT, (AC), CH-NO C4000001⇨ ALT, (AC), CH-NO C4000001⇨ ALT, (AC), ⇨CH-NO B4999999 ALT, (AC), ⇨CH-NO B4999999































































						ContiTech	
OPEL							
MERIVA B 	1.7 CDTI	06/10-	A 17 DT, A 17 DTC, A 17 DTI, A 17 DTS	74-96	1686	 6PK1244  6PK1715  CT1178  CT1178K1  VD1117	ALT, (AC) ALT, (AC) CA CA
	MOKKA 1.4 4x4	06/12-	A 14 NET, B 14 NET	103	1364	 6PK1210	ALT, (AC), (ELECTR PS)
	1.6	06/12-	A 16 XER, B 16 XER	85	1598	 4PK643 ELAST  6PK1453  CT1077  CT1077K1	PS ALT, (AC) CA CA
	1.7 CDTI, 1.7 CDTI 4x4	06/12-	A 17 DTS	96	1686	 6PK1244  6PK1685  CT1178  CT1178K1	ALT, (AC) ALT, (AC) CA CA
MOVANO	2.3 CDTI FWD	05/10-	M9T 670, M9T 676, M9T 672, M9T 876	92	2298	 7PK1687  7PK1970  7PK1970  7PK1970K1  7PK1970K1	ALT, (AC), (-POWER TAKE OFF) ALT, (AC) ALT, (AC), (POWER TAKE OFF) ALT, (AC) ALT, (AC), (POWER TAKE OFF)
	2.3 CDTI, 2.3 CDTI FWD	02/12-	M9T 870, M9T 880	81-110	2298	 7PK1970  7PK1970  7PK1970K1  7PK1970K1	ALT, (AC), (POWER TAKE OFF) ALT, (AC) ALT, (AC), (POWER TAKE OFF) ALT, (AC)
MOVANO (F9, J9)	2.2 DTI	09/00-	G9T 720, G9T 722, G9T 750	66	2188	 6PK1153  6PK1795  7PK1104  7PK1145  7PK1795  7PK1795K1  CT1046  CT1046K1  AP9039  AP9047	ALT, (AC), ⇨09/2003 ALT, (AC), ⇨09/2003 ALT, (AC), 10/2003⇨, (-POWER TAKE OFF), OE-NO 93186955, 4416361 ALT, (AC), 10/2003⇨, (-POWER TAKE OFF), OE-NO 9121108, 4405275 ALT, 10/2003⇨, (AC) ALT, (AC), 10/2003⇨ CA CA
	2.5 CDTI	10/03-	G9U 650, G9U 632	88	2464	 7PK1113  7PK1795  7PK1795K1  7PK1834  CT1046  CT1046K1	ALT, (AC), (-POWER TAKE OFF) ALT, (AC), (POWER TAKE OFF), OE-NO 4418675, 93195485 ALT, (AC), (POWER TAKE OFF), OE-NO 4418675, 93195485 ALT, (AC), (POWER TAKE OFF), OE-NO 4434612, 8200778717 CA CA
	2.5 D	07/98-09/00	S8U 770, S8U 772	59	2499	 5PK1200  6PK862  6PK875  CT1038  CT1038K1  CT1038K2	AC ALT, ⇨MTR-NO 3053818 ALT, MTR-NO 3053819⇨ CA CA CA
	2.5 DTI	10/01-	G9U 720, G9U 724, G9U 754	84	2463	 6PK1153  6PK1795  7PK1104  7PK1145  7PK1795	ALT, (AC), ⇨09/2003 ALT, (AC), ⇨09/2003 ALT, (AC), 10/2003⇨, (-POWER TAKE OFF), OE-NO 93186955, 4416361 ALT, (AC), 10/2003⇨, (-POWER TAKE OFF), OE-NO 9121108, 4405275 ALT, 10/2003⇨, (AC)



































































					ContiTech		
OPEL							
MOVANO (F9, J9)							
						7PK1795K1	ALT, (AC), 10/2003⇒
						CT1046	CA
						CT1046K1	CA
						AP9047	MTR-CODE: G9U 750 / G9U 754
	2.5 DTi	10/03-	G9U 754	73	2463		7PK1104
						7PK1145	ALT, (AC), 10/2003⇒, (-POWER TAKE OFF), OE-NO 9121108, 4405275
						7PK1795	ALT, 10/2003⇒, (AC)
						7PK1795K1	ALT, (AC), 10/2003⇒
						CT1046	CA
						CT1046K1	CA
2.8 DTi	01/99-10/01	S9W 702, S9W 700	84	2799		5PK1200	AC
						6PK844	ALT, WP, ⇒MTR-NO 3053818
						6PK850	ALT, WP, MTR-NO 3053819⇒
						CT1034	CA
						CT1034K1	CA
OMEGA A (16, 17, 19, 66, 67,)							
2.0 i	09/86-03/94	C 20 NE	85	1998		AVX10X1000	ALT, ⇒08/1992
						AVX10X1025	ALT, FOR ALT: 90A, ⇒08/1992
						AVX10X785	AC, ⇒08/1992, (PS)
						AVX10X800	PS, ⇒08/1992
						AVX10X813	AC, ⇒08/1992
						6PK1725	ALT, PS, 08/1992⇒
						6PK1900	ALT, PS, AC, 08/1992⇒
						CT720	CA, ⇒MTR-NO (14/25)608700
						CT720WP1	CA, ⇒MTR-NO 14608700
						CT866	CA, MTR-NO (14/25)608701⇒
	CT866K1	CA, MTR-NO 14608701⇒					
OMEGA B (21, 22, 23, 25, 26, 27,)							
2.0	03/94-09/99	X 20 SE	85	1998		6PK1725	ALT, (AC)
						6PK1725K1	ALT, (AC)
						6PK1900	ALT, (AC)
						6PK1900K1	ALT, (AC)
						CT866	CA
						CT866K1	CA
2.0 16V	03/94-09/99	X 20 XEV	100	1998		6PK1725	ALT, (AC)
						6PK1725K1	ALT, (AC)
						6PK1900	ALT, (AC)
						6PK1900K1	ALT, (AC)
						CT870	CA
						CT870K1	CA
	CT870WP2	CA					
2.2 16V	09/99-07/03	Y 22 XE, Z 22 XE	106	2198		6PK1725	ALT, (AC)
						6PK1725K1	ALT, (AC)
						6PK1900	ALT, (AC)
						6PK1900K1	ALT, (AC)
						CT924	CA
						CT924K1	CA
	CT924WP1	CA					
2.5 V6	03/94-09/00	X 25 XE	125	2498		6PK1900	ALT, WP, PS
						6PK2020	ALT, WP, AC, PS, CH-NO S1059679⇒
						6PK2260	ALT, WP, AC, PS, ⇒CH-NO S1059678
						CT884	CA, ⇒08/1998, ⇒MTR-NO 08300418
						CT884K1	CA, ⇒MTR-NO 08300418
						CT990	CA, 09/1998⇒, MTR-NO 08300419⇒
						CT990K1	CA, MTR-NO 08300419⇒, ⇒MTR-NO 08578511
						CT990K2	CA, MTR-NO 08578512⇒
3.0 V6	04/94-02/01	X 30 XE	155	2962		6PK1900	ALT, WP, PS
						6PK2020	ALT, WP, AC, PS, CH-NO S1059679⇒
						6PK2260	ALT, WP, AC, PS, ⇒CH-NO S1059678
							


























































					ContiTech	
OPEL						
OMEGA B (21_, 22_, 23_, 25_, 26_, 27_) 						
					 CT884	CA, ⇨08/1998, ⇨MTR-NO 08300418
					 CT884K1	CA, ⇨MTR-NO 08300418
					 CT990	CA, 09/1998⇨, MTR-NO 08300419⇨
					 CT990K1	CA, MTR-NO 08300419⇨, ⇨MTR-NO 08576442
					 CT990K2	CA, MTR-NO 08576443⇨
REKORD E (17_-, 19_, 11_, 14_, 16_) 2.0 S						
	08/77-08/86	20 S	74	1979	 AVX10X1075	PS, AC
					 AVX10X875	PS
					 AVX10X888	ALT, MTR-NO 20S665091⇨
					 AVX10X900	ALT, ⇨MTR-NO 20S665090
SIGNUM 1.9 CDTI						
	04/04-	Z 19 DTH	110	1910	 6PK1050	ALT, (AC)
					 6PK1050D1	ALT, (AC), CH-NO 71021892⇨
					 6PK1413	ALT, (AC)
					 6PK1413D2	ALT, (AC), CH-NO 71021892⇨
					 CT1105	CA, MTR-CODE: Z19DTH
					 CT1105K3	CA, MTR-CODE: Z19DTH
					 CT1105WP2	CA, MTR-CODE: Z19DTH
					 AP9017	
					 AP9028	
					 VD1065	⇨CH-NO 71021891
					 VD1067	CH-NO 71021892⇨
					 MS30	FOR ART-NO: VD1067, VD1065, ⇨MTR-NO 17205096
2.2 direct	05/03-	Z 22 YH	114	2198	 5PK1030	ALT, (AC)
					 5PK880	ALT, (AC)
2.2 DTI	05/03-	Y 22 DTR	92	2171	 6PK1805	ALT, (AC)
					 6PK1880	ALT, (AC)
					 VD1031	
					 MS03	FOR ART-NO: VD1031
SINTRA 2.2 i 16V						
	11/96-04/99	X 22 XE	104	2198	 6PK1725	ALT, (AC)
					 6PK1725K1	ALT, (AC)
					 6PK1900	ALT, (AC)
					 6PK1900K1	ALT, (AC)
					 CT924	CA
					 CT924K1	CA
					 CT924WP1	CA
TIGRA (95_) 1.4 16V						
	07/94-12/00	X 14 XE	63-66	1389	 6PK1530	ALT, PS, MTR-CODE: X14XE
					 6PK1800	ALT, PS, AC, MTR-CODE: X14XE
					 6PK894	ALT, MTR-CODE: X14XE
					 CT873	CA, MTR-CODE: X14XE
					 CT873K1	CA, MTR-CODE: X14XE
					 CT873WP4	CA, MTR-CODE: X14XE
1.6 16V	07/94-08/98	X 16 XE	78	1598	 6PK1530	ALT, PS
					 6PK1800	ALT, AC
					 6PK894	ALT
					 CT873	CA
					 CT873K1	CA
					 CT873WP4	CA
TIGRA TwinTop 1.4						
	06/04-	Z 14 XEP	66	1364	 5PK1230	ALT, PS, (AC)
					 5PK1370	ALT, PS, AC
1.8	06/04-	Z 18 XE	92	1796	 5PK1212	ALT, (AC)
					 5PK1212K1	ALT, (AC)
					 5PK940	ALT, (AC)
					 5PK940K1	ALT, (AC)
					 CT975	CA
					 CT975K3	CA
					 CT975WP2	CA






























































					ContiTech		
OPEL							
TIGRA TwinTop							
 1.6 i	09/93-11/95	X 16 SZ	52	1598	 6PK1460 ALT  6PK1800 ALT, AC  CT558 CA, ⇨ MTR-NO 02J22349  CT558WP1 CA, ⇨ MTR-NO 02J22349, 19307805  CT874 CA, MTR-NO 02J22350⇨  CT874K1 CA, MTR-NO 02J22350⇨  CT874WP2 CA, MTR-NO 02J22350⇨, 19307806⇨		
	09/88-11/95	C 16 NZ, E 16 NZ, C 16 NZ2	55	1598	 AVX10X913 ALT, ⇨08/1992, MTR-CODE: C16NZ  AVX13X875 AC, ⇨08/1992, MTR-CODE: C16NZ  5PK975 ALT, (PS), ⇨CH-NO M1169325, MTR-CODE: C16NZ  5PK990 ALT, (PS), CH-NO M1169326⇨, ⇨08/1992, MTR-CODE: C16NZ  6PK1460 ALT, (-PS), (-AC), 09/1992⇨, MTR-CODE: C16NZ  6PK1725 ALT, (-AC), MTR-CODE: C16NZ2  6PK1725K1 ALT, (-AC), MTR-CODE: C16NZ2  6PK1800 ALT, (-PS), (AC), 09/1992⇨, MTR-CODE: C16NZ  6PK1900 WP, (AC), MTR-CODE: C16NZ2  6PK1900K1 ALT, (AC), MTR-CODE: C16NZ2  CT558 CA, ⇨MTR-NO 02J22349, 19307805  CT558WP1 CA, ⇨MTR-NO 02J22349, 19307805  CT874 CA, MTR-NO 02J22350⇨, 19307806⇨  CT874K1 CA, MTR-NO 02J22350⇨, 19307806⇨  CT874WP2 CA, MTR-NO 02J22350⇨, 19307806⇨		
1.6 i CAT	09/88-11/95	C 16 NZ, C 16 NZ2	55	1598	 AVX10X913 ALT, ⇨08/1992, MTR-CODE: C16NZ  AVX13X875 AC, ⇨08/1992, MTR-CODE: C16NZ  5PK975 ALT, PS, ⇨CH-NO M1169325, ⇨08/1992, MTR-CODE: C16NZ  5PK990 ALT, PS, CH-NO M1169326⇨, ⇨08/1992, MTR-CODE: C16NZ  6PK1460 ALT, PS, 09/1992⇨, MTR-CODE: C16NZ  6PK1725 ALT, (-AC), MTR-CODE: C16NZ2  6PK1725K1 ALT, (-AC), MTR-CODE: C16NZ2  6PK1800 ALT, PS, AC, 09/1992⇨, MTR-CODE: C16NZ  6PK1900 ALT, (AC), MTR-CODE: C16NZ2  6PK1900K1 ALT, (AC), MTR-CODE: C16NZ2  CT558 CA, ⇨MTR-NO 02J22349, MTR-CODE: C16NZ  CT558WP1 CA, ⇨MTR-NO 02J22349, MTR-CODE: C16NZ  CT866 CA, MTR-CODE: C16NZ2  CT866K1 CA, MTR-CODE: C16NZ2  CT874 CA, MTR-NO 02J22350⇨, MTR-CODE: C16NZ  CT874K1 CA, MTR-CODE: C16NZ, MTR-NO 02J22350⇨  CT874WP2 CA, MTR-CODE: C16NZ, MTR-NO 02J22350⇨		
1.8 i CAT	03/90-11/95	C 18 NZ	66	1796	 AVX10X1000 ALT, FOR ALT: 90A, ⇨08/1992  AVX10X800 PS, ⇨08/1992  AVX10X925 ALT, FOR ALT: 70A, ⇨08/1992  AVX13X875 AC, ⇨08/1992  3PK690 PS, ⇨08/1992, (-AC)  6PK1725 ALT, PS, 08/1992⇨, (-AC)  6PK1725K1 ALT, PS, 08/1992⇨, (-AC)  6PK1900 ALT, PS, AC, 08/1992⇨  6PK1900K1 ALT, PS, AC, 08/1992⇨  CT720 CA, ⇨MTR-NO (14/25)142838  CT720WP1 CA, ⇨MTR-NO 14142838  CT866 CA, MTR-NO (14/25)142839⇨  CT866K1 CA, MTR-NO 14142839⇨		
1.8 S	09/89-10/90	18 SV	66	1796	 AVX10X1000 ALT, FOR ALT: 90A  AVX10X800 PS  AVX10X925 ALT, FOR ALT: 70A  AVX13X875 AC  3PK690 PS, (AC)  CT720 CA, ⇨MTR-NO (14/25)142838		
							

































































					ContiTech						
OPEL											
TIGRA TwinTop											
2.0 i	09/88-10/90	20 NE	85	1998	 CT720WP1	CA, ⇨MTR-NO 14142838					
					 CT866	CA, MTR-NO (14/25)142839⇨					
					 AVX10X1000	ALT, FOR ALT: 90A					
					 AVX10X800	PS					
					 AVX10X925	ALT, FOR ALT: 70A					
					 AVX13X875	AC					
					 3PK690	PS, (AC)					
					 CT720	CA, ⇨MTR-NO (14/25)142838					
2.0 i CAT	09/88-11/95	C 20 NE	85	1998	 CT720WP1	CA, ⇨MTR-NO 14142838					
					 CT866	CA, MTR-NO (14/25)142839⇨					
					 AVX10X1000	ALT, FOR ALT: 90A, ⇨08/1992					
					 AVX10X800	PS, ⇨08/1992					
					 AVX10X925	ALT, FOR ALT: 70A, ⇨08/1992					
					 AVX13X875	AC, ⇨08/1992					
					 3PK690	PS, ⇨08/1992, (AC)					
					 6PK1725	ALT, (-AC), 08/1992⇨					
VECTRA B (31_, 36_, 38_)	10/95-04/02	X 16 SZR	55	1598	 6PK1725K1	ALT, (-AC), 08/1992⇨					
					 6PK1900	ALT, (AC), 08/1992⇨					
					 6PK1900K1	ALT, (AC), 08/1992⇨					
					 CT720	CA, ⇨MTR-NO (14/25)142838					
					 CT720WP1	CA, ⇨MTR-NO 14142838					
					 CT866	CA, MTR-NO (14/25)142839⇨					
					 CT866K1	CA, MTR-NO 14608701⇨					
					1.6 i	10/95-07/02	X 16 XEL, Y 16 XE, Z 16 XE	74	1598	 6PK1460	ALT, PS
										 6PK1800	ALT, PS, AC
										 CT874	CA
										 CT874K1	CA
										 CT874WP2	CA
					1.6 i 16V	10/95-12/98	X 17 DT (TC4EE1)	60	1686	 6PK1530	ALT
										 6PK1800	ALT, AC
										 CT873	CA
 CT873K1	CA										
 CT873WP1	CA, MTR-NO 02MZ5254⇨, 20U75999⇨										
1.7 TD	10/95-09/00	X 18 XE	85	1799	 CT873WP4	CA, ⇨MTR-NO 02MZ5253, 20U75998					
					 AVX10X950	PS					
					 AVX13X915	ALT, AC					
					 AVX13X925	ALT					
					 CT748	CA					
1.8 i 16V	09/00-07/03	Z 18 XE	92	1796	 CT748K6	CA, ENGINE: Isuzu					
					 6PK1725	ALT, (-AC)					
					 6PK1725K1	ALT, (-AC)					
					 6PK1900	ALT, (AC)					
					 6PK1900K1	ALT, (AC)					
					 CT870	CA					
					 CT870K1	CA					
					 CT870WP2	CA					
					1.8 i 16V	10/95-09/00	X 18 XE1, Z 18 XEL	85	1796	 6PK1538	ALT
										 6PK1800	ALT, AC
 CT873	CA										
 CT873K1	CA										
 CT873WP2	CA										
1.8 i 16V	10/95-09/00	X 18 XE1, Z 18 XEL	85	1796	 6PK1530	ALT, (-AC), MTR-CODE: X18XE1					
					 6PK1725	ALT, (-AC), MTR-CODE: X18XE					
					 6PK1800	ALT, (AC), MTR-CODE: X18XE1					
					 6PK1900	ALT, (AC), MTR-CODE: X18XE					
					 CT870	CA, MTR-CODE: X18XE					
					 CT870K1	CA, MTR-CODE: X18XE					
					 CT870WP2	CA, MTR-CODE: X18XE					
					 CT873	CA, MTR-CODE: X18XE1					
					 CT873K1	CA, MTR-CODE: X18XE1					


					ContiTech	
OPEL						
VECTRA B (31_, 36_, 38_) ↩						
2.0 DI 16V	11/96-04/02	X 20 DTL	60	1995	 CT873WP2  6PK1800  6PK1800D1  6PK1900  6PK1900D1  VD1031  MS03	CA, MTR-CODE: X18XE1 ALT ALT ALT, AC ALT, AC FOR ART-NO: VD1031
2.0 DTI 16V	06/97-07/03	X 20 DTH, Y 20 DTH	74	1995	 6PK1800  6PK1800D1  6PK1900  6PK1900D1  VD1031  MS03	ALT ALT ALT, AC ALT, AC FOR ART-NO: VD1031
2.0 i 16V	10/95-09/00	X 20 XEV, C 20 SEL	100	1998	 6PK1725  6PK1725K1  6PK1900  6PK1900K1  CT870  CT870K1  CT870WP2	ALT, (AC) ALT, (AC) ALT, (AC) ALT, (AC) CA CA CA
2.2 DTI 16V	09/00-07/03	Y 22 DTR	88-92	2172	 6PK1800  6PK1800D1  6PK1900  6PK1900D1  VD1031  MS03	ALT ALT ALT, AC ALT, AC FOR ART-NO: VD1031
2.2 i 16V	09/00-04/02	Z 22 SE	108	2198	 5PK1030  5PK880	ALT, (AC) ALT, (AC)
2.5 i V6	10/95-09/00	X 25 XE	125	2498	 6PK1900  6PK2020  CT884  CT884K1  CT990  CT990K1	ALT, WP, PS ALT, WP, AC, PS CA, ⇨CH-NO W1285446, W5276825, W7154528, WL999999 CA, ⇨CH-NO W1285446, W5276825, W7154528, WL999999 CA, CH-NO W1285447⇨, CH-NO W7154259⇨, CH-NO XL000001⇨ CA, CH-NO W1285447⇨, CH-NO W7154259⇨, CH-NO XL000001⇨
VECTRA C						
1.6	01/06-	Z 16 XEP	77	1598	 5PK1450  5PK1546  5PK1570  CT1077  CT1077K1  CT1077WP1  VD1106	ALT, (AC) ALT, (AC), ⇨MTR-NO 51999999, 58999999 ALT, (AC), MTR-NO 61000001⇨ CA CA CA
1.6, 1.6 16V	06/04-	Z 16 XE	74	1598	 5PK1240  5PK1255  5PK940  5PK940K1  CT975  CT975K3  CT975WP1  AP9003	ALT, (AC), ⇨CH-NO 51058884, 48999999 ALT, (AC), CH-NO 51058885⇨, CH-NO 58xxxxxx⇨ ALT, (AC) ALT, (AC) CA CA CA
1.8	01/06-	Z 18 XER	103	1796	 5PK1450  5PK1546  5PK1570  CT1077  CT1077K1  CT1077WP1  VD1106	ALT, (AC) ALT, (AC), ⇨MTR-NO 51999999, 58999999 ALT, (AC), MTR-NO 61000001⇨ CA CA CA

					ContiTech		
OPEL							
VECTRA C							
 1.8, 1.8 16V	04/02-	Z 18 XEL, Z 18 XE	81-90	1796	 5PK1240	ALT, (AC), ⇨CH-NO 51058884, 48999999	
					 5PK1255	ALT, (AC), CH-NO 51058885⇨, CH-NO 58xxxxx⇨	
					 5PK940	ALT, (-AC)	
					 5PK940K1	ALT, (-AC)	
					 CT975	CA	
					 CT975K3	CA	
					 CT975WP2	CA	
1.9 CDTI	04/04-	Z 19 DT	88	1910	 AP9003		
					 6PK1050	ALT, (-AC)	
					 6PK1413	ALT, AC	
					 CT1106	CA, MTR-CODE: Z19DT	
					 CT1106K1	CA, MTR-CODE: Z19DT	
					 CT1106WP1	CA, MTR-CODE: Z19DT	
					 AP9017		
					 AP9028		
					 VD1065	⇨CH-NO 5545149	
					 MS30	FOR ART-NO: VD1065, ⇨MTR-NO 17205096	
		Z 19 DTH	110	1910	 6PK1050	ALT, (-AC)	
					 6PK1050D1	ALT, (-AC), CH-NO 71021892⇨	
					 6PK1413	ALT, AC	
					 6PK1413D2	ALT, AC, CH-NO 71021892⇨	
					 CT1105	CA, MTR-CODE: Z19DTH	
					 CT1105K3	CA, MTR-CODE: Z19DTH	
					 CT1105WP2	CA, MTR-CODE: Z19DTH	
					 AP9017		
					 AP9028		
					 VD1065	⇨CH-NO 71021891, 48999999	
					 VD1067	CH-NO 71021892⇨	
					 MS30	FOR ART-NO: VD1067, VD1065, ⇨MTR-NO 17205096	
2.0 DTI, 2.0 DTI 16V	04/02-	Y 20 DTH	74	1995	 6PK1805	ALT, (-AC)	
					 6PK1880	ALT, AC	
					 VD1031		
					 MS03	FOR ART-NO: VD1031	
2.0 Turbo, 2.0 16V Turbo	03/03-	Z 20 NET	129	1998	 5PK1030	ALT, AC	
					 5PK880	ALT, (-AC)	
2.2 16V, 2.2 direct	04/02-	Z 22 SE, Z 22 YH	108-114	2198	 5PK1030	ALT, (AC)	
					 5PK880	ALT, (-AC)	
2.2 DTI, 2.2 DTI 16V	04/02-	Y 22 DTR	92	2172	 6PK1805	ALT, (-AC)	
					 6PK1880	ALT, AC	
					 VD1031		
					 MS03	FOR ART-NO: VD1031	
VIVARO Box (E7, F7, J7)							
1.9 DI	08/01-	F9Q 774, F9Q 762	60	1870	 5PK1125	ALT, (-AC)	
					 5PK1125K1	ALT, (-AC)	
					 6PK1795	ALT, (AC)	
					 6PK1795K1	ALT, (AC), CH-NO C038058, C017158⇨	
					 6PK1795K2	ALT, (AC), ⇨MTR-NO C038057, C017157	
					 CT1025	CA	
					 CT1025K1	CA	
					 CT1025WP2	CA	
					 AP9039		
					 AP9043		
					 VD1101	(AC)	
					 VD1118	(-AC)	
	1.9 DI	08/06-	F9Q 762	60	1870	 5PK1125	ALT, (-AC)
						 5PK1125K1	ALT, (-AC)
						 6PK1795	ALT, (AC)
						 6PK1795K1	ALT, (AC), CH-NO C038058⇨, CH-NO C017158⇨
					 6PK1795K2	ALT, (AC), ⇨CH-NO C038057, C017157	
							






















					ContiTech									
OPEL														
VIVARO Box (E7, F7, J7)														
1.9 DTI	08/01-	F9Q 760	74	1870		AP9039	ALT, (-AC)							
						AP9043								
						5PK1125								
						5PK1125K1								
						6PK1795								
						6PK1795K1								
						CT1025								
						CT1025K1								
						CT1025WP2								
						AP9039								
						AP9043								
						VD1101								
2.0 16V, 2.0 ECOTEC	08/01-	F4R 720, F4R 820	86-88	1998		5PK1125	ALT, (-AC), MTR-CODE: F4R 720, F4R 820							
						5PK1125K1								
						6PK1795								
						6PK1795K1								
						CT1130								
						AP9039								
						AP9043								
						VD1101								
						VD1118								
					2.0 CDTI	08/06-		M9R 630, M9R 692, M9R 780, M9R 782, M9R 784, M9R 786, M9R 788	66-84	1995		7PK1687	ALT, (-AC), (-POWER TAKE OFF), MTR-NO C012568⇨ MTR-CODE: M9R786	
												7PK1741		
												7PK1741		
	7PK1970													
	7PK1970													
	7PK1970K1													
	7PK1970K1													
	7PK2000													
01/06-	M9R 780, M9R 782	66-84	1995				7PK1741				ALT, (-AC), (-POWER TAKE OFF) MTR-CODE: M9R786, ALT, (-AC), (-POWER TAKE OFF), ⇨MTR-NO C012567			
							7PK1970							
							7PK1970							
							7PK1970K1							
						7PK1970K1								
						7PK2000								
				2.5 CDTI		08/06-	G9MB6, G9U 630	107	2463			7PK1795	ALT ALT, ⇨CH-NO 865723, (AC) ALT, (AC), (POWER TAKE OFF), OE-NO 4434612, 8200778717	
												7PK1795K1		
												7PK1834		
												CT1046		
												CT1046K1		
												AP9039		
	AP9047													
2.5 DTI	05/03-	G9U 730	99							2463		6PK1153		ALT, (-AC), ⇨07/2006 ALT, (AC), ⇨07/2006 CA, ⇨07/2006 CA, ⇨07/2006
												6PK1795		
												CT1046		
											CT1046K1			
											AP9039			
					VD1109									
				ZAFIRA A (F75_)										
				1.6 16V	04/99-06/05	X 16 XEL, Z 16 XE	74	1598			5PK1212	ALT, (AC) ALT, (AC), FOR ALT: 100A, CH-NO 22999999⇨, CH-NO 2H999999⇨ ALT, (AC)		
											5PK1212			
											5PK1212K1			




































					ContiTech	
OPEL						
ZAFIRA A (F75_) 						
					 5PK1212K1	ALT, (AC), FOR ALT: 100A, CH-NO 229999999⇄, CH-NO 2H9999999⇄
					 5PK1255	ALT, (AC), FOR ALT: 100A, ⇄CH-NO 129999999, 1H9999999
					 5PK940	ALT, (-AC)
					 5PK940K1	ALT, (-AC)
					 CT975	CA
					 CT975K2	CA, ⇄MTR-NO 02HL5117, 20041690
					 CT975K3	CA, MTR-NO 02HL5118⇄, 20041691⇄
					 CT975WP1	CA, MTR-NO 02MV7225⇄, 20U75999⇄
					 CT975WP3	CA, MTR-NO 02HL5118⇄, 20041691⇄, ⇄MTR-NO 02MV7224, 20U75998
					 CT975WP6	CA, ⇄MTR-NO 02HL5117, 20041690
					 AP9003	
1.6 CNG	09/01-06/05	Z 16 YNG	71	1598	 5PK1212	ALT, (AC), CH-NO 229999999⇄, CH-NO 2H9999999⇄
					 5PK1212K1	ALT, (AC), CH-NO 229999999⇄, CH-NO 2H9999999⇄
					 5PK1255	ALT, (AC), ⇄CH-NO 129999999, 1H9999999
					 5PK940	ALT, (-AC)
					 5PK940K1	ALT, (-AC)
					 CT975	CA
					 CT975K3	CA
					 CT975WP1	CA
					 AP9003	
1.8 16V	04/99-09/00	X 18 XE1	85	1796	 5PK1212	ALT, (AC), FOR ALT: 120A
					 5PK1255	ALT, (AC), FOR ALT: 100A
					 5PK940	MTR-CODE: Z18XE, ALT, (-AC)
					 5PK940K1	MTR-CODE: Z18XE, ALT, (-AC)
					 CT975	CA
					 CT975K2	CA, ⇄MTR-NO 02HL5117, 20041690
					 CT975K3	CA, MTR-NO 02HL5118⇄, 20041691⇄
					 CT975WP2	CA, MTR-NO 02HL5118⇄, 20041691⇄
					 CT975WP5	CA, ⇄MTR-NO 02HL5117, 20041690
					 AP9003	
	09/00-06/05	Z 18 XE	92	1796	 5PK1212	ALT, (AC), FOR ALT: 120A
					 5PK1212K1	ALT, (AC), FOR ALT: 120A
					 5PK1255	ALT, (AC), FOR ALT: 100A
					 5PK940	MTR-CODE: Z18XE, ALT, (-AC)
					 5PK940K1	MTR-CODE: Z18XE, ALT, (-AC)
					 CT975	CA
					 CT975K2	CA, ⇄MTR-NO 02HL5117, 20041690
					 CT975K3	CA, MTR-NO 02HL5118⇄, 20041691⇄
					 CT975WP2	CA, MTR-NO 02HL5118⇄, 20041691⇄
					 CT975WP5	CA, ⇄MTR-NO 02HL5117, 20041690
					 AP9003	
2.0 DI, 2.0 DI 16V, 2.0 DTI 16V	07/99-06/05	X 20 DTL, Y 20 DTH	60-74	1995	 6PK1800	ALT, (-AC)
					 6PK1800D1	ALT, (-AC)
					 6PK1863	ALT, (AC), ⇄CH-NO 2H019030, 22109974
					 6PK1863D1	ALT, (AC), ⇄CH-NO 2H019030, 22109974
					 6PK1873	ALT, (AC), CH-NO 2H019031⇄, CH-NO 22109975⇄
					 6PK1873D1	ALT, (AC), CH-NO 2H019031⇄, CH-NO 22109975⇄
					 6PK1873K3	ALT, (AC), CH-NO 2H019031⇄, CH-NO 22109975⇄
					 VD1031	
					 MS03	FOR ART-NO: VD1031
2.2 16V	09/00-06/05	Z 22 SE	108	2198	 5PK1030	ALT, (AC)
					 5PK880	ALT, (-AC)
2.2 DTI 16V	01/02-06/05	Y 22 DTR	92	2172	 6PK1805	ALT, (-AC), MTR-CODE: Y22DTR
						



































































					ContiTech	
OPEL						
ZAFIRA A (F75_)						
					 6PK1863  VD1031  MS03	ALT, (AC) FOR ART-NO: VD1031
ZAFIRA B (A05)						
1.6	07/05-	Z 16 XEP, Z 16 XE1	77	1598	 5PK1450  5PK1546  CT1077  CT1077K1  CT1077WP1  AP9003  VD1106	ALT, (AC) ALT, AC CA CA CA CA
	01/08-	Z 16 XER, A 16 XER	85	1598	 5PK1450  5PK1546  CT1077  CT1077K1  CT1077WP1  VD1106	ALT, (AC) ALT, (AC) CA CA CA CA
1.6 CNG	01/06-	Z 16 YNG	69	1598	 5PK1212  5PK1212K1  5PK940  5PK940K1  CT975  CT975K3  CT975WP1  AP9003	ALT, (AC) ALT, (AC) ALT, (AC) ALT, (AC) CA CA CA CA
1.6 CNG Turbo	02/09-	Z 16 XNT, A 16 XNT	110	1598	 5PK1546  CT1077  CT1077K1  CT1077WP1	ALT CA CA CA
1.7 CDTI	01/08-	A 17 DTJ, Z 17 DTJ, A 17 DTR	81-92	1686	 6PK1250  6PK1605  CT1178  CT1178K1  AP9044  VD1117	ALT, (AC) ALT, (AC) CA CA CA
1.8	07/05-	Z 18 XER, A 18 XER	103	1796	 5PK1450  5PK1546  CT1077  CT1077K1  CT1077WP1	ALT, (AC) ALT, (AC) CA CA CA
	06/13-	A 18 XEL	88	1796	 6PK1453  CT1077  CT1077K1  CT1077WP1	ALT, (AC) CA CA CA
1.9 CDTI	07/05-	Z 19 DTH	110	1910	 6PK1050  6PK1050D1  6PK1370  6PK1370D1  6PK1370K1  6PK1380  CT1105  CT1105K3  CT1105WP2  AP9017  AP9028  VD1065  VD1067  MS30	ALT, (AC) ALT, (AC), CH-NO 72156709⇨, CH-NO 7G150346⇨ ALT, (AC), ⇨CH-NO 72212298, 7G150345 ALT, (AC), CH-NO 72156709⇨, CH-NO 75189053⇨, CH-NO 78104401⇨, OE-NO 93 185 361 ALT, (AC), ⇨CH-NO 72212298, 7G150345 ALT, (AC), CH-NO 72212299⇨, CH-NO 7G150346⇨ CA, MTR-CODE: Z19DTH CA, MTR-CODE: Z19DTH CA, MTR-CODE: Z19DTH ⇨CH-NO 72156708, 7G150345 CH-NO 72156709⇨, CH-NO 7G150346⇨ FOR ART-NO: VD1067, VD1065, ⇨MTR-NO


































































					ContiTech	
---	---	---	---	---	-----------	---



































































OPEL




























































ZAFIRA B (A05)						
						17205096
		Z 19 DT, Z 19 DTL	74-88	1910	 6PK1050	ALT, (-AC)
					 6PK1370	ALT, (AC), ⇨CH-NO 72207929, 7G150345
					 6PK1370K1	ALT, (AC), ⇨CH-NO 72207929, 7G150345
					 6PK1380	ALT, (AC), CH-NO 72212299⇨, CH-NO 7G150346⇨
					 CT1106	CA
					 CT1106K1	CA
					 CT1106WP1	CA
					 AP9017	
					 AP9028	
					 VD1065	⇨CH-NO 5545149
					 MS30	FOR ART-NO: VD1065, ⇨MTR-NO 17205096
2.2	07/05-	Z 22 YH	110	2198	 5PK1030	ALT, (AC)
					 5PK880	ALT, (-AC)
ZAFIRA TOURER C (P12)						
1.4	10/11-	A 14 NET, B 14 NET	103	1364	 5PK1207	ALT, (-AC)
					 5PK1397	ALT, (AC)
2.0 BiTurbo CDTi	01/13-	A 20 DTR	143	1956	 6PK1893	ALT
					 CT1183	CA
2.0 CDTi	10/11-	A 20 DTL, A 20 DTH, A 20 DT, Z 20 DTJ, Y 20 DTJ	81-121	1956	 6PK1893	ALT, OE-NO 55577367
					 CT1105	CA
					 CT1105K3	CA






























































PEUGEOT						
104						
1.1	08/80-06/88	109F (XW7)	37	1124	 AVX10X913	ALT
106 I (1A, 1C)						
1.0	09/91-04/96	TU9, CDY (TU9M)	33	954	 AVX10X710  5PK1020  5PK1020  CT718  CT718K1  CT718WP1	ALT ALT, PS, (-AC) ALT, AC CA CA CA, 01/1992⇨
					 AVX10X715  5PK1020  CT718  CT718K1  CT718WP1	ALT, (-AC) ALT, (AC) CA CA CA
					 AVX10X710  5PK1020  5PK1020  CT1066  CT1066K1  CT718  CT718K1  CT718WP1	ALT ALT, AC ALT, PS, (-AC) CA, MTR-NO 3762435⇨ CA, MTR-NO 3762435⇨ CA, ⇨MTR-NO 3762434 CA, ⇨MTR-NO 3762434 CA, ⇨MTR-NO 3762434
					 AVX10X710  5PK1020  5PK1020  CT607  CT607K1  CT607WP1  CT744  CT744  CT744K1  CT744WP1	ALT ALT, PS, (-AC) ALT, AC CA, ⇨MTR-NO 50355042 CA, ⇨MTR-NO 50355042 CA, ⇨MTR-NO 50355042, (ALUMINUM ENGINE) CA, MTR-NO 50355043⇨ (XSI) CA, MTR-NO 50355043⇨ CA, MTR-NO 50355043⇨
					 AVX10X710  5PK1020  5PK1020  CT607  CT607K1	ALT ALT, AC ALT, PS, (-AC) CA, ⇨MTR-NO 50355042 CA, ⇨MTR-NO 50355042
		CDZ (TU9M)	37	954		
		HDZ (TU1M)	44	1124		
	1.1	09/91-04/96	KDX (TU3MC), KDY (TU3M)	55	1361	
	1.4	09/91-04/96	KFZ (TU3J2/Z)	69	1361	

					ContiTech		
PEUGEOT							
106 I (1A, 1C)							
					 CT744	CA, MTR-NO 50355043⇒	
					 CT744	(XSI)	
					 CT744K1	CA, MTR-NO 50355043⇒	
					 CT744WP1	CA, MTR-NO 50355043⇒	
1.4 D	09/92-04/96	K9Y (TUD3Y)	37	1361	 AVX10X700	ALT, (-AC), OE-NO 5750.53	
					 5PK1020	ALT, (AC)	
					 5PK698	ALT, (-AC), OE-NO 5750.D7	
					 CT710	CA	
					 CT710K1	CA	
1.5 D	06/94-04/96	VJY (TUD5)	40	1527	 5PK1020	ALT, (AC)	
					 5PK775	ALT, (-PS)	
					 5PK962	ALT, (PS)	
					 CT906	CA	
					 CT906K1	CA	
					 CT906WP1	CA	
					 VD1085		
					 MS15	FOR ART-NO: VD1085	
106 II (1)							
1.0 i	05/96-	CDY (TU9M), CDZ (TU9M)	33-37	954	 AVX10X710	ALT, FOR ALT: 70A	
					 5PK1020	ALT, AC	
					 5PK725	ALT	
					 CT1066	CA, MTR-NO 3762435⇒	
					 CT1066K1	CA, MTR-NO 3 762 435⇒	
					 CT718	CA, ⇒MTR-NO 3762434	
					 CT718K1	CA, ⇒MTR-NO 3762434	
					 CT718WP1	CA	
1.1 i	05/96-	HDZ (TU1M), HFX (TU1JP)	44	1124	 AVX10X710	ALT	
					 5PK1020	ALT, AC	
					 5PK725	ALT	
					 CT1066	CA, MTR-NO 3762435⇒	
					 CT1066K1	CA, MTR-NO 3 762 435⇒, MTR-CODE: TU1JP	
					 CT1066WP1	CA, MTR-NO 3 762 435⇒, MTR-CODE: TU1JP	
					 CT718	CA, ⇒MTR-NO 3762434	
					 CT718K1	TU1M	
					 CT718K1	CA, ⇒MTR-NO 3 762 434, MTR-CODE: TU1JP	
					 CT718WP1	MTR-CODE: TU1M	
					 CT718WP1	CA, MTR-CODE: TU1JP, ⇒MTR-NO 3 762 434	
	01/97-	HDY (TU1M)	40	1124	 AVX10X710	ALT	
					 5PK1020	ALT, AC	
					 5PK725	ALT	
					 CT1066	CA, MTR-NO 3762435⇒	
					 CT1066K1	CA, MTR-NO 3 762 435⇒	
					 CT718	CA, ⇒MTR-NO 3762434	
					 CT718K1	CA, ⇒MTR-NO 3 762 434	
					 CT718WP1	CA, ⇒MTR-NO 3 762 434	
1.4 i	05/96-	KFX (TU3JP), KFW (TU3JP)	55	1360	 AVX10X710	ALT	
					 5PK1020	ALT, AC	
					 5PK725	ALT	
					 CT1067	CA, MTR-NO 3666766⇒	
					 CT1067K1	CA, MTR-NO 3666766⇒	
					 CT1067WP1	CA, MTR-NO 3666766⇒	
					 CT607	CA, ⇒MTR-NO 3666765	
					 CT607K1	CA, ⇒MTR-NO 3666765	
					 CT607WP1	CA, ⇒MTR-NO 3666765	
1.5 D	05/96-	VJX (TUD5), VJY (TUD5)	40-42	1527	 5PK1030	ALT, AC	
					 5PK775	ALT	
					 5PK962	ALT, PS	
					 CT906	CA	
					 CT906K1	CA, MTR-CODE: TUD5	
					 CT906K2	CA, MTR-CODE: TUD5B	

					ContiTech	
PEUGEOT						
106 II (1)						
					 CT906WP1  VD1085  MS15	CA, MTR-CODE: TUD5 FOR ART-NO: VD1085
1.6 i	05/96-	NFZ (TU5JP)	65	1587	 AVX10X710  5PK1020  5PK725  CT744  CT744K1  CT744WP1	ALT ALT, AC ALT CA CA CA
1.6 S16	05/96-	NFX (TU5J4)	87	1587	 5PK1054  5PK775  CT1065  CT1065K2	ALT, AC ALT CA CA
106 Van (1.)						
1.0	09/91-03/01	TU9, CDY (TU9M)	33	954	 AVX10X715  5PK1025  CT718  CT718K1  CT718WP1	ALT, (AC) ALT, (AC) CA CA CA
107						
1.0	06/05-	1KR (384 F)	50	998	 6PK1210  6PK850	ALT, AC ALT, (AC), MTR-CODE: 384F
1.4 HDi	06/05-	8HT (DV4TD)	40	1398	 6PK800  6PK800K1  6PK962  CT1063  CT1063K1  CT1063WP2  AP9013  AP9019  VD1094  MS08	ALT, (AC) ALT, (AC) ALT, (AC) CA CA CA CA FOR ART-NO: VD1094
108						
1.2	05/14-	HMT (EB2D)	60	1199	 6PK1060  6PK848 ELAST  AP9019	ALT, (AC) ALT, (AC) MTR-CODE: EB2*
205 Box						
1.1	08/87-07/90	H1B (TU1)	40	1124	 AVX10X715  4PK815  4PK855  CT718  CT718K1  CT718WP1	ALT AC ALT, (AC) CA CA CA, (Alloy Eng. block)
1.4	02/83-07/87		44	1360	 AVX10X913  AVX10X925  4PK962	ALT, (AC) ALT, (AC) AC
1.7 Diesel	03/94-	161A (XUD7)	44	1769	 CT1061  CT1061K2	CA CA
205 I (741A/C)						
1.0	02/83-10/87	108C (XV8)	33	954	 AVX10X913  AVX10X925  4PK962	ALT ALT, (AC) AC
1.1	02/83-10/87	109N (XW7)	36	1124	 AVX10X913  AVX10X925  4PK962	ALT ALT, (AC) AC
1.4	02/83-10/87	150D (XY7), 150G (XY7)	44	1360	 AVX10X913  AVX10X925  4PK962	ALT, (AC) ALT, (AC) AC
1.7 Diesel	08/83-10/87	161A (XUD7)	44	1769	 AVX10X550  AVX10X613  4PK1217  4PK1230	VACP PS ALT, (AC), CH-NO 5291414➡, OE-NO 5750.66 ALT, (AC), OE-NO 5750.78
						
















































					ContiTech		
PEUGEOT							
205 I (741A/C)							
					 4PK698  4PK985  CT1061  CT1061K1  CT1061WP2	ALT, (AC) ALT, (AC), ⇨CH-NO 5291414 CA CA CA	
205 II (20A/C)							
1.0	10/87-09/98	TU9	33	954	 AVX10X710  4PK810  4PK855  CT718  CT718K1  CT718WP1	ALT AC ALT, (AC) CA CA CA, 01/1988⇨	
1.1	10/87-10/90	109N (XW7)	36	1124	 AVX10X710  4PK815  4PK855  CT718  CT718K1	ALT AC ALT, (AC) CA CA, MTR-CODE: TU9/TU1	
	10/87-09/98	H1B (TU1), HDZ (TU1M)	40-44	1124	 AVX10X710  4PK810  4PK855  CT718  CT718K1  CT718WP1	ALT AC ALT, (AC) CA CA CA	
1.2	01/87-12/90	F1	47	1204	 AVX10X613  AVX10X775	PS ALT	
1.4	06/87-12/89	K2B (TU3S)	62	1360	 AVX10X710  4PK810  4PK855  CT607  CT607K1  CT607WP1	ALT AC ALT, (AC) CA CA CA, 01/1988⇨	
	07/88-09/98	KDZ (TU3M), KDY (TU3M), KFX (TU3JP)	55	1361	 AVX10X710  4PK810  4PK855  CT607  CT607K1  CT607K1  CT607WP1  CT607WP1  CT744  CT744K1	ALT AC ALT, (AC) CA, ⇨01/1991 CA, MTR-CODE: TU3JP CA, MTR-CODE: TU3M, ⇨MTR-NO 50355042 CA, MTR-CODE: TU3JP CA, MTR-CODE: TU3M, ⇨MTR-NO 50355042 CA, 01/1991⇨ CA, MTR-CODE: TU3M, MTR-NO 50355043⇨	
	08/90-07/98	KDX (TU3MC), TU32	55	1360	 AVX10X715  4PK815  4PK855  CT607  CT607K1  CT744  CT744K1	ALT, (AC) AC ALT, (AC) CA, OE-NO 0816.44 CA, OE-NO 0831.Q4 CA, OE-NO 0816.55 CA, OE-NO 0831.Q5	
1.7 Diesel	07/87-09/98	161A (XUD7)	44	1769	 AVX10X550  AVX10X613  AVX10X650  4PK1217  4PK1230  4PK698  4PK985  CT1061  CT1061K1  CT1061K2  CT1061WP1  CT1061WP2  CT1061WP3	VACP PS, ⇨06/1991 PS, 06/1991⇨ ALT, (AC), CH-NO 5291414⇨, OE-NO 5750.66 ALT, (AC), OE-NO 5750.78 ALT, (AC) ALT, (AC), ⇨CH-NO 5291414 CA CA, ⇨12/1993 CA, 01/1994⇨ CA, 01/1994⇨, ⇨01/1997 CA, ⇨12/1993 CA, 02/1997⇨	




































































					ContiTech							
PEUGEOT												
205 II (20A/C) ↔ 1.8 XDT	08/90-05/97	XUD7T	58	1769	 4PK1217	AC						
					 4PK715	ALT						
					 CT1061	CA						
					 CT1061K1	CA, ↔12/1993						
					 CT1061K2	CA, 01/1994↔						
1.9 GTI	10/87-09/98	D6B (XU9JA)	94	1905	 AVX10X613	PS						
					 4PK698	ALT, (-PS)						
					 4PK841	AC						
					 4PK954	ALT, (PS)						
					 CT525	CA, ↔01/1992						
					 CT525K1	CA, ↔01/1992						
					 CT754	CA, 01/1992↔						
					 CT754K1	CA, 02/1992↔						
					 CT754WP1	CA, ORG-NO 5546↔, 02/1992↔						
206 / 206 CC (2A/C, 2D, 2E/K) 1.1	08/98-07/00	HFY (TU1JP)	40	1124	 6PK1010	ALT, (-PS), (AC)						
					 6PK1453	ALT, (PS), (-AC)						
					 6PK1453K1	ALT, (PS), (-AC)						
					 6PK1564	ALT, (PS), (AC)						
					 6PK1564K2	ALT, (PS), (AC)						
					 CT1066	CA, MTR-CODE: TU1JP, MTR-NO 3 762 434↔						
					 CT1066K1	CA, MTR-CODE: TU1JP, MTR-NO 3 762 434↔						
					 CT1066WP1	CA, MTR-CODE: TU1JP, MTR-NO 3 762 434↔						
					 CT718	CA, MTR-CODE: TU1JP, ↔MTR-NO 3 762 433						
					 CT718K1	CA, MTR-CODE: TU1JP, ↔MTR-NO 3 762 433						
					 CT718WP1	CA, MTR-NO 3 762 434↔, MTR-CODE: TU1JP						
					1.1 i	09/98-	HFZ (TU1JP), HFX (TU1JP)	44	1124	 AVX10X710	ALT, (-PS), (-AC), FOR ALT: 80A, ↔06/2002, ↔ORG-NO 09366	
										 5PK725	ALT, (-PS), (-AC), FOR ALT: 70A, ↔01/2003, ↔ORG-NO 09589	
										 6PK1010	ALT, AC, (-PS)	
										 6PK1453	ALT, PS, (-AC)	
										 6PK1453K1	ALT, PS, (-AC)	
										 6PK1560	ALT, (PS), (AC), ↔ORG-NO 10394, ORG-NO 09276↔, 04/2002↔, ↔04/2005	
 6PK1560K1	ALT, (PS), (AC), ↔ORG-NO 10394, ORG-NO 09276↔, 04/2002↔, ↔04/2005											
 6PK1564	ALT, (PS), (AC)											
 6PK1564K1	ALT, (PS), (AC), ORG-NO 10395↔											
 6PK1564K2	ALT, (PS), (AC), ↔ORG-NO 09275											
 6PK730	ALT, (-PS), (-AC), FOR ALT: 80A, 07/2002↔, ORG-NO 09367↔											
 6PK730	FOR ALT: 70A, 02/2003↔, ORG-NO 09590↔											
 CT1066	CA, MTR-NO 3762435↔											
 CT1066K1	CA, MTR-NO 3 762 435↔											
 CT1066WP1	CA, MTR-NO 3 762 435↔											
 CT718	CA, ↔MTR-NO 3762434											
 CT718K1	CA, ↔MTR-NO 3 762 434											
 CT718WP1	CA, MTR-CODE: HFZ, ↔MTR-NO 3 762 434											
 VD1100	(-PS), (AC), ↔ORG-NO 10191, MTR-CODE: TU1JP											
 VD1100	(PS), (-STRONIC), ↔ORG-NO 10191											
1.4	07/02-	KFW (TU3JP), KJV (TU3A)	55	1360	 6PK1010	ALT, (-PS), (AC)						
					 6PK1453	ALT, (PS), (-AC)						
					 6PK1453K1	ALT, (PS), (-AC)						
					 6PK1560	ALT, (PS), (AC), ORG-NO 09276↔, ↔ORG-NO 10394, MTR-CODE: TU3JP, ↔04/2005						
					 6PK1560K1	ALT, (PS), (AC), ORG-NO 09276↔, ↔ORG-NO 10394, MTR-CODE: TU3JP, ↔04/2005						
					 6PK1564	ALT, (PS), (AC), ORG-NO 10395↔						
					 6PK1564K1	ALT, (PS), (AC), ORG-NO 10395↔						
					 6PK730	ALT, (-PS), (-AC)						





































































					ContiTech	
PEUGEOT						
206 / 206 CC (2A/C, 2D, 2E/K)						
					 CT1067 CA, MTR-NO 3666766⇒  CT1067K1 CA, MTR-NO 3666766⇒  CT1067WP1 CA, MTR-NO 3666766⇒  CT607 CA, ⇒MTR-NO 3666765  CT607K1 CA, ⇒MTR-NO 3666765  CT607WP1 CA, ⇒MTR-NO 3666765	
1.4 16V	10/03-	KFU (ET3J4)	65	1360	 6PK1225 ALT, (-AC)  6PK1564 ALT, (AC)  6PK1564K1 ALT, (AC)  CT1101 CA  CT1101K1 CA  CT1101WP1 CA  VD1100	
1.4 HDi, 1.4 HDi eco 70	09/01-	8HX (DV4TD), 8HZ (DV4TD)	50	1398	 6PK1345 ALT, (-AC), ⇒ORG-NO 10541, 5#NAME?  6PK1345 ALT, (-AC), ⇒ORG-NO 10527, 3#NAME?  6PK1345K1 ALT, (-AC), ⇒09/2005, ⇒ORG-NO 10541, 5#NAME?  6PK1345K1 ALT, (-AC), ⇒09/2005, ⇒ORG-NO 10527, 3#NAME?  6PK1352 ALT, (-AC), ORG-NO 10542⇒, 5#NAME?  6PK1352 ALT, (-AC), ORG-NO 10528⇒, 3#NAME?  6PK1705 ALT, (AC), ⇒ORG-NO 10541, 5#NAME?  6PK1705 ALT, (AC), ⇒ORG-NO 10527, 3#NAME?  6PK1705K2 ALT, (AC), ⇒ORG-NO 10541, 5#NAME?  6PK1705K2 ALT, (AC), ⇒ORG-NO 10527, 3#NAME?  6PK1710 ALT, (AC), ORG-NO 10542⇒, 5#NAME?  6PK1710 ALT, (AC), ORG-NO 10528⇒, 3#NAME?  6PK1710K1 ALT, (AC), ORG-NO 10528⇒, 3#NAME?  6PK1710K1 ALT, (AC), ORG-NO 10542⇒, 5#NAME?  CT1063 CA  CT1063K1 CA  CT1063WP2 CA  AP9013  AP9019  AP9023  AP9042  VD1094 ⇒ORG-NO 10527  VD1096 ORG-NO 10528⇒  MS08 FOR ART-NO: VD1094, VD1096	
1.4 i	09/98-	KFX (TU3JP), KFW (TU3JP)	55	1360	 AVX10X710 ALT, (-PS), (-AC), FOR ALT: 80A, ⇒06/2002, ⇒ORG-NO 09366  5PK725 ALT, (-PS), (-AC), FOR ALT: 70A, ⇒01/2003, ⇒ORG-NO 09589  6PK1010 ALT, (-PS), (AC)  6PK1453 ALT, (PS), (-AC)  6PK1453K1 ALT, (PS), (-AC)  6PK1560 ALT, (PS), (AC), ORG-NO 09276⇒, ⇒ORG-NO 10394, MTR-CODE: TU3JP, 04/2002⇒, ⇒04/2005  6PK1560K1 ALT, (PS), (AC), ORG-NO 09276⇒, ⇒ORG-NO 10394, MTR-CODE: TU3JP, 04/2002⇒, ⇒04/2005  6PK1564 ALT, (PS), (AC)  6PK1564K1 ALT, (PS), (AC), ORG-NO 10395⇒  6PK1564K2 ALT, (PS), (AC), ⇒ORG-NO 09275  6PK730 ALT, (-PS), (-AC), FOR ALT: 80A, 07/2002⇒, ORG-NO 09367⇒  6PK730 ALT, (-PS), (-AC), FOR ALT: 70A, 02/2003⇒, ORG-NO 09590⇒  CT1067 CA, MTR-NO 3666766⇒  CT1067K1 CA, MTR-NO 3666766⇒  CT1067WP1 CA, MTR-NO 3666766⇒  CT607 CA, ⇒MTR-NO 3666765  CT607K1 CA, ⇒MTR-NO 3666765  CT607WP1 CA, ⇒MTR-NO 3666765	




































































					ContiTech	
---	---	---	---	---	-----------	---

PEUGEOT

206 / 206 CC (2A/C, 2D, 2E/K)						
1.6 16V	09/00-	NFU (TU5JP4)	79-80	1587		VD1100 (-PS), (AC), ⇨ORG-NO 10191, MTR-CODE: TU3JP
						AVX10X710 ALT, (-PS), (-AC), FOR ALT: 80A, ⇨06/2002, ⇨ORG-NO 09366
						5PK725 ALT, (-PS), (-AC), FOR ALT: 70A, ⇨01/2003, ⇨ORG-NO 09589
						6PK1010 ALT, AC, (-PS)
						6PK1453 ALT, PS, (-AC)
						6PK1453K1 ALT, PS, (-AC)
						6PK1560 ALT, (PS), (AC), ORG-NO 09276⇨, ⇨ORG-NO 10394, 04/2002⇨, ⇨04/2005
						6PK1560K1 ALT, (PS), (AC), ORG-NO 09276⇨, ⇨ORG-NO 10394, 04/2002⇨, ⇨04/2005
						6PK1564 ALT, (PS), (AC)
						6PK1564K1 ALT, (PS), (AC), ORG-NO 10395⇨
						6PK1564K2 ALT, (PS), (AC), ⇨04/2002
						6PK730 FOR ALT: 70A, 02/2003⇨, ORG-NO 09590⇨
						6PK730 ALT, (-PS), (-AC), FOR ALT: 80A, 07/2002⇨, ORG-NO 09367⇨
						CT1065 CA
						CT1065K1 CA, ORG-NO 0870181⇨, 0870188⇨, 0870183⇨, MTR-CODE: TU5JP4, ⇨MTR-NO 1806404
						CT1065K1 CA, ORG-NO 0870177⇨, 08701YN⇨, 0891178⇨, MTR-CODE: TU5JP4, ⇨MTR-NO 1850061
						CT1065K3 CA, ORG-NO 0870177⇨, 08701YN⇨, 0891178⇨, MTR-CODE: TU5JP4, MTR-NO 1850062⇨
						CT1065K3 CA, ORG-NO 0870181⇨, 0870188⇨, 0870183⇨, MTR-CODE: TU5JP4, MTR-NO 1806405⇨
						CT1065WP1 CA, ORG-NO 0870181⇨, 0870188⇨, 0870183⇨, MTR-CODE: TU5JP4, ⇨MTR-NO 1806404
						CT1065WP1 CA, ORG-NO 0870177⇨, 08701YN⇨, 0891178⇨, MTR-CODE: TU5JP4, ⇨MTR-NO 1850061
						CT1065WP2 CA, ORG-NO 0870177⇨, 08701YN⇨, 0891178⇨, MTR-CODE: TU5JP4, MTR-NO 1850062⇨
						CT1065WP2 CA, ORG-NO 0870181⇨, 0870188⇨, 0870183⇨, MTR-CODE: TU5JP4, MTR-NO 1806405⇨
						VD1100
1.6 HDi 110	05/04-	9HY (DV6TED4), 9HZ (DV6TED4)	80	1560		6PK800 ALT, (-AC)
						6PK800K1 ALT, (-AC)
						6PK976 ALT, (AC)
						6PK976K1 ALT, (AC)
						CT1092 CA
						CT1092K1 CA
						CT1092WP1 CA
						AP9013
						AP9019
						AP9023
						AP9042
						VD1094 ⇨ORG-NO 10527
						VD1096 ORG-NO 10528⇨
						MS08 FOR ART-NO: VD1094, VD1096
	04/05-	9HZ (DV6TED4)	80	1560		6PK1090 ELAST ALT, (AC), ORG-NO 10556⇨
						6PK780 ELAST ALT, (-AC), ORG-NO 10556⇨
						6PK800 ALT, (-AC), ⇨ORG-NO 10555
						6PK800K1 ALT, (-AC), ⇨ORG-NO 10555, ⇨10/2005
						6PK976 ALT, (AC), ⇨ORG-NO 10555
						6PK976K1 ALT, (AC), ⇨ORG-NO 10555
						CT1092 CA
						CT1092K1 CA
						CT1092WP1 CA
						AP9013




























































					ContiTech		
PEUGEOT							
206 / 206 CC (2A/C, 2D, 2E/K)							
					 AP9019  AP9023  AP9042  VD1094  VD1096  MS08	⇒ORG-NO 10527 ORG-NO 10528⇒ FOR ART-NO: VD1094, VD1096	
	1.6 i	09/98-12/00	NFZ (TU5JP)	65	1587	 AVX10X710  5PK725  6PK1010  6PK1453  6PK1453K1  6PK1560  6PK1564  6PK1564K2  CT744  CT744K1  CT744WP1  VD1100	ALT, (-PS), (-AC), FOR ALT: 80A ALT, (-PS), (-AC), FOR ALT: 70A ALT, (-PS), (AC) ALT, (PS), (-AC) ALT, (PS), (-AC) ALT, (PS), (AC), ORG-NO 09276⇒, ⇒ORG-NO 10394 ALT, (PS), (AC) ALT, (PS), (AC), ⇒ORG-NO 09275, ORG-NO 10395⇒ CA CA CA (-PS), ⇒ORG-NO 10191
1.9 D	09/98-05/07	WJZ (DW8)	51	1868	 6PK1033  6PK1390  6PK1390K1  6PK1440  6PK1680  6PK1733  6PK869  CT986  CT986K2  CT986WP2  VD1080  VD1097  MS02  MS14	ALT, (-PS), (AC) ALT, (PS), (-AC), ⇒ORG-NO 08336 ALT, (PS), (-AC), ⇒ORG-NO 08336 ALT, (PS), (-AC), ORG-NO 08337⇒ ALT, (PS), (AC), ORG-NO 09520⇒ ALT, (PS), (AC), ⇒ORG-NO 09519 ALT, (-PS), (-AC) CA CA CA ORG-NO 09895⇒, (AC) ⇒ORG-NO 09894 FOR ART-NO: VD1080 FOR ART-NO: VD1097	
2.0 HDi, 2.0 HDi 90	12/99-	RHY (DW10TD)	66	1997	 6PK1468  6PK1468K1  6PK1740  6PK1740K1  6PK1740K3  6PK1743  CT987  CT987K2  CT987WP2  AP9013  AP9019  AP9023  AP9038  AP9042  VD1080  VD1095  MS01	ALT, (-AC) ALT, (-AC) ALT, (AC), (SANDEN), ⇒ORG-NO 09366 ALT, (AC), ⇒ORG-NO 10767, ⇒04/2006 ALT, (AC), ORG-NO 10768⇒, 05/2006⇒ ALT, (AC), (DELPHI), ORG-NO 09367⇒ CA CA CA ⇒ORG-NO 09360 ORG-NO 09361⇒ FOR ART-NO: VD1080, VD1095	
2.0 RC	07/03-	RFK (EW10J4S)	130	1997	 6PK1200  6PK1725  CT1110  CT1110K2	ALT, (-AC) ALT, (AC) CA, MTR-CODE: EW10J4S CA	
2.0 S16	04/99-	RFR (DEW10J4), RFN (EW10J4)	99-100	1997	 6PK1200  6PK1725  6PK1725K2  CT1138  CT1138K1  CT1138WP1	ALT, (-AC) ALT, (AC) ALT, (AC), ⇒12/2004, ⇒ORG-NO 10264 CA CA CA	
206+ (T3E)							
1.1	01/09-	HFX (TU1JP), HFX	44	1124	 6PK1453	ALT, (-AC)	










































































					ContiTech			
PEUGEOT								
206+ (T3E) 						6PK1453K1	ALT, (-AC)	
						6PK1564	ALT, (AC)	
						6PK1564K1	ALT, (AC)	
						CT1066	CA, MTR-CODE: TU1A	
						CT1066K1	CA, MTR-CODE: TU1A	
						CT1066WP1	CA, MTR-CODE: TU1A	
	1.4 HDi eco 70	01/09-	8HX (DV4TD), 8HZ (DV4TD)	50	1398	              	6PK1360 6PK1710 6PK1710K1 6PK976K1 CT1063 CT1063K1 CT1063WP2 CT1163 CT1163K1 AP9013 AP9019 AP9023 AP9042 VD1096 MS08	ALT, (-AC), MTR-CODE: DV4TD ALT, (AC), MTR-CODE: DV4TD ALT, (AC) ALT, (AC), MTR-CODE: DV4C CA, MTR-CODE: DV4TD CA, MTR-CODE: DV4TD CA, MTR-CODE: DV4TD CA, MTR-CODE: 8HR (DV4C) CA, MTR-CODE: 8HR (DV4C)
1.4 i	01/09-	KFV (TU3A), KFW (TU3A)	55	1360	      	6PK1453 6PK1453K1 6PK1564 6PK1564K1 CT1067 CT1067K1 CT1067WP1	ALT, (-AC) ALT, (-AC) ALT, (AC) ALT, (AC) CA CA CA	
	09/10-	KFT (TU3A)	54	1360	     	6PK1453 6PK1453K1 6PK1564 6PK1564K1 CT1067 CT1067K1	ALT, (-AC) ALT, (-AC) ALT, (AC) ALT, (AC) CA CA	
	207 (WA_, WC_, WD_, WK_) 1.4							
		02/06-	KFV (TU3A)	53-54	1360	      	6PK1050 6PK1050K3 6PK730 CT1067 CT1067K1 CT1067WP1 VD1100	ALT, AC ALT, AC ALT, (-AC) CA, MTR-CODE: TU3AM CA, MTR-CODE: TU3AM CA, MTR-CODE: TU3AM
08/08-		KFV (TU3A), KFW (TU3A)	55	1360	      	6PK1050K3 6PK1054 6PK730 CT1067 CT1067K1 CT1067WP1 VD1100	ALT, (AC) ALT, (AC) ALT, (-AC) CA CA CA	
1.4 16V	02/06-	KFU (ET3J4)	65	1360	       	6PK1050 6PK1050K3 6PK1070 6PK730 CT1101 CT1101K1 CT1101WP1 VD1100	ALT, (AC), →03/2008 ALT, (AC), →03/2008 ALT, (AC), 03/2008→ ALT, (-AC) CA, MTR-CODE: ET3J4 CA, MTR-CODE: ET3J4 CA, MTR-CODE: ET3J4	
	06/07-	EP3, 8FS (EP3), EP3C	70	1397	   	6PK684 ELAST 6PK905 EXTRA 6PK905 EXTRA K1 AP9018	ALT, (-AC) ALT, (AC) ALT, (AC)	
								



































































					ContiTech		
PEUGEOT							
207 (WA_, WC_, WD_, WK_) ↔ 1.4 HDi	02/06-	8HZ (DV4TD), 8HR (DV4C)	50	1398	 6PK1090 ELAST  6PK780 ELAST  6PK800  6PK976  6PK976K1  CT1063  CT1063K1  CT1063WP2  CT1163  CT1163K1  AP9013  AP9019  AP9023  AP9042  VD1096  MS08	ALT, (AC), ⇄ORG-NO 11073 ALT, (-AC), ⇄ORG-NO 11073 ALT, (-AC), ORG-NO 11074⇄ ALT, (AC), ORG-NO 11074⇄ ALT, (AC), ORG-NO 11074⇄ CA, MTR-CODE: DV4TD CA, MTR-CODE: DV4TD CA, MTR-CODE: DV4TD CA, MTR-CODE: DV4C CA, MTR-CODE: DV4C FOR ART-NO: VD1096	
	1.6 HDi	02/06-	9HX (DV6ATED4), 9HV (DV6TED4)	66	1560	 6PK1090 ELAST  6PK780 ELAST  6PK800  6PK976  6PK976K1  CT1092  CT1092K1  CT1092WP1  AP9013  AP9019  AP9023  AP9042  VD1096  MS08	ALT, (AC), ⇄ORG-NO 11073 ALT, (-AC), ⇄ORG-NO 11073 ALT, (-AC), ORG-NO 11074⇄ ALT, (AC), ORG-NO 11074⇄ ALT, (AC), ORG-NO 11074⇄ CA, MTR-CODE: DV6TED4, DV6ATED4 CA, MTR-CODE: DV6TED4, DV6ATED4 MTR-CODE: DV6TED4, DV6ATED4, CA FOR ART-NO: VD1096
		9HY (DV6TED4), 9HZ (DV6TED4)	80	1560	 6PK1090 ELAST  6PK780 ELAST  6PK800  6PK976  6PK976K1  CT1092  CT1092K1  CT1092WP1  AP9013  AP9019  AP9023  AP9042  VD1096  MS08	ALT, (AC), ⇄ORG-NO 11073 ALT, (-AC), ⇄ORG-NO 11073 ALT, (-AC), ORG-NO 11074⇄ ALT, (AC), ORG-NO 11074⇄ ALT, (AC), ORG-NO 11074⇄ CA, MTR-CODE: DV6TED4, DV6ATED4 CA, MTR-CODE: DV6TED4, DV6ATED4 MTR-CODE: DV6TED4, DV6ATED4, CA FOR ART-NO: VD1096	
	11/09-	9HP (DV6DTE)	68	1560	 6PK800  6PK976  6PK976K1  CT1162  CT1162K1  CT1162WP1  AP9019  VD1096  MS08	ALT, (-AC) ALT, (AC) ALT, (AC) CA CA CA FOR ART-NO: VD1096	
1.6 HDi 110	08/09-	9HR (DV6C)	82	1560	 6PK800  6PK976  6PK976K1  CT1162  CT1162K1  CT1162WP1  AP9019  VD1096	ALT, (-AC) ALT, (AC) ALT, (AC) CA CA CA	
































































					ContiTech	
---	---	---	---	---	-----------	---

PEUGEOT

207 (WA_, WC_, WD_, WK_) ↩										
1.6 16V	02/06-	NFU (TU5JP4)	80	1587	 MS08	FOR ART-NO: VD1096				
					 6PK1050	ALT, (AC)				
					 6PK1050K3	ALT, (AC)				
					 6PK730	ALT, (AC)				
					 CT1065	CA, MTR-CODE: TU5JP4				
					 CT1065K3	CA, MTR-CODE: TU5JP4				
					 CT1065WP2	CA				
					 VD1100					
1.6 16V VTi	02/07-	EP6, 5FS (EP6C), 5FW (EP6)	88	1598	 6PK684 ELAST	ALT, (AC)				
					 6PK905 EXTRA	ALT, (AC)				
					 6PK905 EXTRA K1	ALT, (AC)				
					 AP9018					
1.6 16V Turbo	02/06-	5FX (EP6DT)	110	1598	 6PK905 EXTRA	ALT, (AC)				
					 6PK905 EXTRA K1	ALT, (AC)				
					 AP9018					
207 CC (WA_, WC_, WD_, WK_) ↩										
1.6 HDi	02/07-	9HZ (DV6TED4)	80	1560	 6PK1090 ELAST	ALT, (AC), ⇨ ORG-NO 11073				
					 6PK780 ELAST	ALT, (AC), ⇨ ORG-NO 11073				
					 6PK800	ALT, (AC), ORG-NO 11074⇨				
					 6PK976	ALT, (AC), ORG-NO 11074⇨				
					 6PK976K1	ALT, (AC), ORG-NO 11074⇨				
					 CT1092	CA, MTR-CODE: DV6TED4, DV6ATED4				
					 CT1092K1	CA, MTR-CODE: DV6TED4, DV6ATED4				
					 CT1092WP1	MTR-CODE: DV6TED4, DV6ATED4, CA				
					 AP9013					
					 AP9019					
					 AP9023					
					 AP9042					
					 VD1096					
					 MS08	FOR ART-NO: VD1096				
						08/09-	9HR (DV6C)	82	1560	 6PK800
					 6PK976	ALT, (AC)				
					 6PK976K1	ALT, (AC)				
					 CT1162	CA				
					 CT1162K1	CA				
					 CT1162WP1	CA				
					 AP9019					
					 VD1096					
					 MS08	FOR ART-NO: VD1096				
1.6 16V	02/07-	EP6, 5FS (EP6C), 5FW (EP6)	88	1598	 6PK684 ELAST	ALT, (AC)				
					 6PK905 EXTRA	ALT, (AC)				
					 6PK905 EXTRA K1	ALT, (AC)				
					 AP9018					
1.6 16V Turbo	02/07-	5FX (EP6DT)	110	1598	 6PK905 EXTRA	ALT, (AC)				
					 6PK905 EXTRA K1	ALT, (AC)				
					 AP9018					
207 SW (WA_, WC_, WD_, WK_) ↩										
1.4	06/07-	KFV (TU3A)	54	1360	 6PK1050	ALT, (AC)				
					 6PK1050K3	ALT, (AC)				
					 6PK730	ALT, (AC)				
					 CT1067	CA				
					 CT1067K1	CA				
					 CT1067WP1	CA				
					 VD1100					
1.4 16V	06/07-	EP3, 8FS (EP3), EP3C	70	1397	 6PK684 ELAST	ALT, (AC)				
					 6PK905 EXTRA	ALT, (AC)				
					 6PK905 EXTRA K1	ALT, (AC)				
					 AP9018					
1.6 16V	06/07-	EP6, 5FS (EP6C), 5FW (EP6)	88	1598	 6PK684 ELAST	ALT, (AC)				
					 6PK905 EXTRA	ALT, (AC)				
					 6PK905 EXTRA K1	ALT, (AC)				
↩										




























































					ContiTech	
PEUGEOT						
207 SW (WA_, WC_, WD_, WK_) ↩						
1.6 HDi	06/07-	9HX (DV6ATED4)	66	1560	 AP9018  6PK800  6PK976  6PK976K1  CT1092  CT1092K1  CT1092WP1  AP9013  AP9019  AP9023  AP9042  VD1096  MS08	ALT, (AC) ALT, (AC) ALT, (AC) CA CA CA
		9HZ (DV6TED4)	80	1560	 6PK800  6PK976  6PK976K1  CT1092  CT1092K1  CT1092WP1  AP9013  AP9019  AP9023  AP9042  VD1096  MS08	FOR ART-NO: VD1096 ALT, (AC) ALT, (AC) ALT, (AC) CA CA CA
	08/09-	9HR (DV6C)	82	1560	 6PK800  6PK976  6PK976K1  CT1162  CT1162K1  CT1162WP1  AP9019  VD1096  MS08	ALT, (AC) ALT, (AC) ALT, (AC) CA CA CA
	11/09-	9HP (DV6DTEd)	68	1560	 6PK800  6PK976  6PK976K1  CT1162  CT1162K1  CT1162WP1  AP9019  VD1096  MS08	ALT, (AC) ALT, (AC) ALT, (AC) CA CA CA
207 Van (WA_, WC_, WD_, WK_) ↩						
1.4 HDi	04/07-	8HZ (DV4TD)	50	1398	 6PK800  6PK976  CT1063  CT1063K1  CT1063WP2  AP9013  AP9019  AP9023  AP9042  VD1096	ALT, (AC), ORG-NO 11074⇄ ALT, (AC), ORG-NO 11074⇄ CA CA CA
					 6PK800  6PK976  CT1063  CT1063K1  CT1063WP2  AP9013  AP9019	ALT, (AC), ORG-NO 11074⇄ ALT, (AC), ORG-NO 11074⇄ CA CA CA
1.6 HDi	04/07-	9HX (DV6ATED4)	66	1560	 6PK800  6PK976  CT1063  CT1063K1  CT1063WP2  AP9013  AP9019	ALT, (AC), ORG-NO 11074⇄ ALT, (AC), ORG-NO 11074⇄ CA CA CA


































































					ContiTech	
PEUGEOT						
207 Van (WA_, WC_, WD_, WK_) 						
					 AP9023  AP9042  VD1096	
208						
1.0	03/12-	ZMZ (EB0)	50	999	 6PK1070  6PK848 ELAST  AP9019	ALT, (AC) ALT, (AC)
1.2	03/12-	HMZ (EB2F)	60	1199	 6PK1070  6PK848 ELAST  AP9019	ALT, (AC) ALT, (AC)
1.2 THP	01/13-	HNZ (EB2DT)	81	1199	 AP9019	
1.4 Flex	01/13-		68	1449	 AP9018	
1.4 HDi	03/12-	8HR (DV4C), 8HP (DV4C)	50	1398	 6PK1020 EXTRA  6PK1020 EXTRA K1  6PK800  6PK976  6PK976K1  CT1163  CT1163K1  AP9019	ALT, (START-STOP) ALT, (START-STOP) ALT, (AC), (-START-STOP) ALT, (AC), (-START-STOP) ALT, (AC), (-START-STOP) CA CA
1.4 VTi	03/12-	8FS (EP3), EP3C	70	1397	 6PK684 ELAST  6PK905 EXTRA  6PK905 EXTRA K1  AP9018	ALT, (AC) ALT, (AC) ALT, (AC)
1.6	03/12-	5FS (EP6C)	88	1598	 6PK905 EXTRA  6PK905 EXTRA K1  AP9018	ALT, (AC) ALT, (AC)
		EP6CDT, 5FV (EP6DT)	115	1598	 6PK684 ELAST  6PK905 EXTRA  6PK905 EXTRA K1  AP9018	ALT, (AC) ALT, (AC) ALT, (AC)
1.6 Flex	01/13-	NFU (TU5JP4)	90	1587	 AP9018	
1.6 GTi	10/14-		153	1598	 AP9018	MTR-CODE: EP6CDTX / EP6FDTX
	08/12-	5FU (EP6CDTX)	147	1598	 6PK905 EXTRA  6PK905 EXTRA K1	ALT, (AC) ALT, (AC)
1.6 HDi	03/12-	9HP (DV6DTED)	68	1560	 6PK1020 EXTRA  6PK1020 EXTRA K1  6PK976  6PK976K1  CT1162  CT1162K1  CT1162WP1  AP9019  VD1096  MS08	ALT, (START-STOP) ALT, (START-STOP), (AC) ALT, (AC), (-START-STOP) ALT, (AC), (-START-STOP) CA CA CA
		9HD (DV6CTED)	84	1560	 6PK1020 EXTRA  6PK1020 EXTRA K1  CT1162  CT1162K1  CT1162WP1  AP9019  VD1096  MS08	ALT, (START-STOP) ALT, (START-STOP), (AC), MTR-CODE: DV6C CA CA CA
1.6 HDi / BlueHDi 75	01/13-	9HK (DV6ETEDM), BHW (DV6FE)	55	1560	 6PK800  6PK962  6PK976  CT1162  CT1162K1  CT1162WP1  AP9019	ALT, (AC), (-START-STOP), MTR-CODE: DV6ETEDM, ALT, (AC), MTR-CODE: DV6FE ALT, (AC), MTR-CODE: DV6FE ALT, (AC), (-START-STOP), MTR-CODE: DV6ETEDM CA, MTR-CODE: DV6ETEDM CA, MTR-CODE: DV6ETEDM CA, MTR-CODE: DV6ETEDM




























































						ContiTech		
PEUGEOT								
208	1.6 THP 165	03/15-		121	1598		AP9018	MTR-CODE: EP6CDT / EP6FDT
301	1.2 VTi 72	11/12-	HMY (EB2M)	53	1199	  	6PK1070 6PK848 ELAST AP9019	ALT, (AC) ALT, (AC)
	1.6 HDi 90	11/12-	9HF (DV6DTED)	68	1560	       	6PK800 6PK962 CT1162 CT1162K1 CT1162WP1 AP9019 VD1096	ALT, (AC) ALT, (AC) CA CA CA CA
	1.6 VTi 115	11/12-	NFP (EC5)	85	1587	   	6PK730 CT1065 CT1065K3 CT1065WP2	ALT, (AC) CA CA CA
306 Hatchback (7A, 7B, 7C, 7D, 7E, N3, N5)								
1.4		05/93-05/01	KDX (TU3MC), KFX (TU3JP), KFW (TU3JP)	55	1360	          	AVX10X710 4PK855 4PK855 5PK1255 5PK805 5PK880 CT1067 CT1067K1 CT1067WP1 CT607 CT607K1 CT607WP1	ALT, (PS), (AC) ALT, (AC), MTR-CODE: TU3JP ALT, (AC), MTR-CODE: TU3MC PS, (AC), MTR-CODE: TU3MC AC, (PS) PS, (AC) CA, MTR-NO 3666766⇒ CA, MTR-NO 3666766⇒ CA, MTR-NO 3666766⇒ CA, ⇒MTR-NO 3666765 CA, ⇒MTR-NO 3666765 CA, ⇒MTR-NO 3666765
		03/97-04/02	KFX (TU3JP), KFW (TU3JP)	55	1360	          	AVX10X710 4PK855 5PK1255 5PK805 5PK880 CT1067 CT1067K1 CT1067WP1 CT607 CT607K1 CT607WP1	ALT, (PS), (AC) ALT, (AC), (PS) PS, AC AC, (PS) PS, (AC) CA, MTR-NO 3666766⇒ CA, MTR-NO 3666766⇒ CA, MTR-NO 3666766⇒ CA, ⇒MTR-NO 3666765 CA, ⇒MTR-NO 3666765 CA, ⇒MTR-NO 3666765
1.4 SL		06/94-05/01	KDX (TU3MC), KFX (TU3JP), KFW (TU3JP)	55	1360	          	AVX10X710 4PK855 4PK855 5PK1255 5PK805 5PK880 CT1067 CT1067K1 CT1067WP1 CT607 CT607K1 CT607WP1	ALT, (PS), (AC) ALT, AC, PS, MTR-CODE: TU3MC ALT, PS, (AC), MTR-CODE: TU3JP PS, AC, MTR-CODE: TU3MC AC, (PS) PS, (AC) CA, MTR-NO 3666766⇒ CA, MTR-NO 3666766⇒ CA, MTR-NO 3666766⇒ CA, ⇒MTR-NO 3666765 CA, ⇒MTR-NO 3666765 CA, ⇒MTR-NO 3666765
1.6		05/93-10/00	NFZ (TU5JP)	65	1587	       	AVX10X710 4PK855 4PK855 5PK1219 5PK1255 5PK805 5PK880 CT744 CT744K1	ALT, (PS), (AC) ALT, (PS) ALT, (AC) AC PS, (AC) AC, (PS) PS CA CA






























































					ContiTech	
---	---	---	---	---	-----------	---

PEUGEOT


























































306 Hatchback (7A, 7B, 7C, 7D, 7E, N3, N5)						
	03/97-04/02	NFZ (TU5JP), NFT	65-72	1587	 CT744WP1	CA
					 AVX10X710	ALT, (-PS), (-AC)
					 4PK855	ALT, (PS)
					 4PK855	ALT, (AC)
					 5PK1219	AC
					 5PK1255	PS, (AC)
					 5PK880	PS
					 CT744	CA
1.6 SR	06/94-10/00	NFZ (TU5JP)	65	1587	 CT744K1	CA
					 CT744WP1	CA
					 AVX10X710	ALT, (-PS), (-AC)
					 4PK855	ALT, (PS), (-AC)
					 4PK855	ALT, (-PS), (AC)
					 5PK1219	AC, (-PS), 05/1997⇒
					 5PK1255	PS, (AC)
					 5PK805	AC, (-PS), ⇒04/1997
1.8	05/93-05/01	LFZ (XU7JP)	74	1762	 5PK880	PS, (-AC)
					 CT744	CA
					 CT744K1	CA
					 CT744WP1	CA
					 AVX10X1025	HYDP
					 6PK1070	ALT, PS, (VALEO), FOR ALT: 70A, FOR ALT: 80A
					 6PK1080	ALT, PS, (MITSU), FOR ALT: 90A
					 6PK1080K2	ALT, PS, (MITSU), FOR ALT: 90A, ⇒06/1998, ⇒ORG-NO 07904
1.8 16V	03/97-04/02	LFY (XU7JP4)	81	1761	 6PK1100	ALT, AC
					 6PK1660	ALT, PS, AC
					 6PK698	ALT
					 CT754	CA
					 CT754K1	CA
					 CT754WP1	CA
					 6PK1080	ALT
					 6PK1080K2	ALT, ⇒06/1998, ⇒ORG-NO 07904
1.9 D	09/98-05/01	WJZ (DW8), WJY (DW8B)	51	1868	 6PK1660	ALT, AC
					 6PK1660K4	ALT, AC, FOR ALT: 90A
					 CT955	CA
					 CT955K1	CA, ⇒ORG-NO 8469
					 CT955K2	CA, ORG-NO 8470⇒
					 6PK1045	ALT, (-PS), (AC)
					 6PK1045K3	ALT, (-PS), (AC)
					 6PK1390	ALT, (PS), (-AC), ⇒ORG-NO 08374
					 6PK1390K1	ALT, (PS), (-AC), MTR-CODE: DW8, ⇒ORG-NO 08336
					 6PK1440	ALT, (PS), (-AC), ORG-NO 08375⇒
					 6PK1440K1	ALT, (PS), (-AC), ORG-NO 08375⇒
					 6PK1750	ALT, (PS), (AC)
					 6PK1750D2	MTR-CODE: DW8B, ALT, (PS), (AC), ORG-NO 09520⇒
					 6PK1750K3	ALT, (PS), (AC)
					 6PK869	ALT, (-PS), (-AC)
					 CT986	CA
					 CT986K2	CA
					 CT986WP2	MTR-CODE: DW8, CA
					 VD1080	MTR-CODE: DW8B, (AC), ORG-NO 09520⇒
					 VD1097	MTR-CODE: DW8
					 VD1097	DW8B, (-AC)
					 VD1097	MTR-CODE: DW8B, (AC), ⇒ORG-NO 09519
					 MS02	FOR ART-NO: VD1080
					 MS12	MTR-CODE: DW8, FOR ART-NO: VD1097, ⇒ORG-NO 08147
					 MS14	MTR-CODE: DW8B, FOR ART-NO: VD1097
					 MS14	MTR-CODE: DW8, FOR ART-NO: VD1097, ORG-NO



























































					ContiTech	
PEUGEOT						
306 Hatchback (7A, 7B, 7C, 7D, 7E, N3, N5)						
	05/93-05/01	DJZ (XUD9Y)	47	1905	 AVX10X650  6PK1100  6PK1110  6PK1130  6PK1145  6PK1145K2  6PK1165  6PK1710  6PK1740  6PK1740K2  6PK730 CT1061  CT1061K1  CT1061K2  CT1061WP2  VD1086  MS01	VACP ALT, PS, (-AC), 06/1995⇒, ⇒08/1996 ALT, PS, (-AC), 06/1995⇒, ⇒09/1996 ALT, PS, (-AC), 09/1996⇒ ALT, PS, (-AC), ⇒06/1995 ALT, PS, (-AC), ⇒06/1995 ALT, AC, (-PS) ALT, PS, AC, ⇒06/1995 ALT, PS, AC, 06/1995⇒ ALT, PS, AC, 06/1995⇒ ALT, (-PS), (-AC) CA CA, ⇒12/1993 CA, 01/1994⇒ CA, ⇒12/1993
	06/94-05/01	DJY (XUD9A)	50	1905	 AVX10X650  6PK1100  6PK1110  6PK1130  6PK1145  6PK1145K2  6PK1165  6PK1710  6PK1740  6PK1740K2  6PK730 CT1061  CT1061K2  CT1061WP1  VD1086  MS01	VACP ALT, PS, (-AC), 06/1995⇒, ⇒08/1996 ALT, PS, (-AC), 06/1995⇒, ⇒09/1996 ALT, PS, (-AC), 09/1996⇒ ALT, PS, (-AC), ⇒06/1995 ALT, PS, (-AC), ⇒06/1995 ALT, AC, (-PS) ALT, PS, AC, ⇒06/1995 ALT, PS, AC, 06/1995⇒ ALT, PS, AC, 06/1995⇒ ALT, (-PS), (-AC) CA CA CA, 01/1996⇒ FOR ART-NO: VD1086
	03/98-05/01	DHV (XUD9BSD)	55	1905	 6PK1130  6PK1740  6PK1740K2  6PK730 CT1061  CT1061K2  VD1086  MS01	ALT, (PS), (-AC) ALT, (PS), (AC) ALT, (PS), (AC) ALT, (-PS), (-AC) CA CA FOR ART-NO: VD1086
	05/93-04/02	DHY (XUD9TE)	66	1905	 AVX10X650  6PK1100  6PK1110  6PK1130  6PK1145  6PK1145K2  6PK1165  6PK1710  6PK1740  6PK1740K2  6PK730 CT1061  CT1061K1  CT1061K2  CT1061WP1  CT1061WP2  VD1086  MS01	VACP ALT, PS, (-AC), 06/1995⇒, ⇒08/1996 ALT, PS, (-AC), 06/1995⇒, ⇒09/1996 ALT, PS, (-AC), 09/1996⇒ ALT, PS, (-AC), ⇒06/1995 ALT, PS, (-AC), ⇒06/1995 ALT, AC, (-PS) ALT, PS, AC, ⇒06/1995 ALT, PS, AC, 06/1995⇒ ALT, PS, AC, 06/1995⇒ ALT, (-PS), (-AC) CA CA, ⇒12/1993 CA, 01/1994⇒ CA, 01/1994⇒ CA, ⇒12/1993 FOR ART-NO: VD1086
	06/99-04/02	RHY (DW10TD)	66	1997	 6PK1468  6PK1468D1	ALT, (-AC) MTR-CODE: DW10TD, ALT, (-AC)
						

					ContiTech	
PEUGEOT						
306 Hatchback (7A, 7B, 7C, 7D, 7E, N3, N5)						
					 6PK1468K1	ALT, (-AC)
					 6PK1750	ALT, (AC)
					 6PK1750D2	MTR-CODE: DW10TD, ALT, (AC)
					 6PK1750K1	ALT, (AC)
					 CT987	CA
					 CT987K1	CA, ⇨ORG-NO 08735
					 CT987K2	CA, ORG-NO 08736⇨
					 CT987WP1	CA, ⇨ORG-NO 08735
					 CT987WP2	CA, ORG-NO 08736⇨
					 AP9023	
2.0 S16	05/93-05/01	RFY (XU10J4Z)	112	1998	 AP9038	
					 VD1080	
					 MS01	FOR ART-NO: VD1080
					 6PK1065	ALT, (PS), (-AC), FOR ALT: 70A, FOR ALT: 80A
					 6PK1080	ALT, (PS), (-AC), FOR ALT: 90A
					 6PK1080K2	ALT, (PS), (-AC), FOR ALT: 90A
					 6PK1100	ALT, (-PS), (AC)
					 6PK1660	ALT, (PS), (AC)
					 CT864	CA
					 CT864K1	CA
2.0 XSi	05/93-05/01	RFX (XU10J2)	89	1998	 6PK1065	ALT, (PS), (-AC), ⇨ORG-NO 07174, ⇨06/1996
					 6PK1080	ALT, (PS), (-AC), ⇨ORG-NO 07174, FOR ALT: 90A, ⇨06/1996
					 6PK1080K2	ALT, (PS), (-AC), ⇨ORG-NO 07174, FOR ALT: 90A, ⇨06/1996
					 6PK1100	ALT, (-PS), (AC), ⇨ORG-NO 07174, ⇨06/1996
					 6PK1165	ALT, (-AC), ORG-NO 07175⇨, 07/1996⇨
					 6PK1605	ALT, (AC), ORG-NO 07175⇨, 07/1996⇨
					 6PK1660	ALT, (PS), (AC), ⇨ORG-NO 07174, ⇨06/1996
					 CT754	CA
					 CT754K1	CA
306 Van (N, 7,)						
1.9 STD	02/94-10/95	XUD9	51	1905	 6PK1105	ALT, (-AC), (PS)
					 6PK1145	ALT, (-AC), (PS)
					 6PK1145K2	ALT, (-AC), (PS)
					 6PK1173	ALT, (AC), (-PS)
					 6PK1698	ALT, (AC), (PS)
					 6PK1740	ALT, (AC), (PS)
					 6PK1740K2	ALT, (AC), (PS)
					 6PK730	ALT, (-AC), (-PS)
					 CT1061	CA
					 CT1061K2	CA
307 (3A/C, 3B, 3E, 3H)	08/00-	KFW (TU3JP)	55	1360	 CT1061WP1	CA
					 VD1086	
					 6PK1050	ALT, AC, FOR ALT: 90A, ORG-NO 09888⇨, 12/2003⇨
					 6PK1070	ALT, AC, FOR ALT: 120A, ORG-NO 09888⇨, 12/2003⇨
					 6PK1125	ALT, AC, FOR ALT: 70A, FOR ALT: 80A, FOR ALT: 90A, ⇨ORG-NO 09887, ⇨11/2003
					 6PK1125K1	ALT, AC, FOR ALT: 70A, FOR ALT: 80A, FOR ALT: 90A, ⇨ORG-NO 09887, ⇨11/2003
					 6PK1145	ALT, AC, FOR ALT: 120A, ⇨ORG-NO 09887, ⇨11/2003
					 6PK1145K4	ALT, AC, FOR ALT: 120A, ⇨ORG-NO 09887, ⇨11/2003
					 6PK730	ALT, (-AC)
					 CT1067	CA, MTR-NO 3666766⇨
					 CT1067K1	CA, MTR-NO 3666766⇨
					 CT1067WP1	CA, MTR-NO 3666766⇨
						

					ContiTech	
PEUGEOT						
307 (3A/C, 3B, 3E, 3H)						
					 CT607  CT607K1  CT607WP1  VD1100	CA, ⇨ MTR-NO 3666765 CA, ⇨ MTR-NO 3666765 CA, ⇨ MTR-NO 3666765
1.4 16V	11/03-	KFU (ET3J4)	65	1360	 6PK1050  6PK1050K3  6PK1070  6PK1070K3  6PK1125  6PK1125K1  6PK1145  6PK1145K4  6PK730  CT1101  CT1101K1  CT1101WP1  VD1100	ALT, AC, FOR ALT: 90A, ORG-NO 09888⇨ ALT, AC, FOR ALT: 90A, ORG-NO 09888⇨ ALT, AC, FOR ALT: 120A, ORG-NO 09888⇨ ALT, AC, FOR ALT: 120A, ORG-NO 09888⇨ ALT, AC, FOR ALT: 80A, FOR ALT: 90A, ⇨ ORG-NO 09887 ALT, AC, FOR ALT: 80A, FOR ALT: 90A, ⇨ ORG-NO 09887 ALT, AC, FOR ALT: 120A, ⇨ ORG-NO 09887 ALT, AC, FOR ALT: 120A, ⇨ ORG-NO 09887 ALT, (AC) CA CA CA
1.4 HDi	10/01-	8HX (DV4TD), 8HZ (DV4TD)	50	1398	 6PK800  6PK800K1  6PK976  6PK976K1  CT1063  CT1063K1  CT1063WP2  AP9013  AP9019  VD1094  MS08	ALT, (AC) ALT, (AC) ALT, (AC) ALT, (AC) CA CA CA CA CA CA FOR ART-NO: VD1094
1.6 HDi	04/05-	9HX (DV6ATED4), 9HV (DV6ATED4), 9HV (DV6TED4)	66	1560	 6PK1090 ELAST  6PK780 ELAST  6PK800  6PK800  6PK800K1  6PK976  6PK976  6PK976K1  CT1092  CT1092K1  CT1092WP1  AP9013  AP9019  AP9023  AP9042  VD1094  VD1096  MS08	ALT, (AC), ORG-NO 10556⇨, ⇨ ORG-NO 11073, 10/2005⇨, ⇨ 03/2007 ALT, (AC), ORG-NO 10556⇨, ⇨ ORG-NO 11073, 10/2005⇨, ⇨ 03/2007 ALT, (AC), ORG-NO 11074⇨, 03/2007⇨ ALT, (AC), ⇨ ORG-NO 10555, ⇨ 10/2005 ALT, (AC), ⇨ 10/2005, ⇨ ORG-NO 10555 ALT, (AC), ORG-NO 11074⇨, 03/2007⇨ ALT, (AC), ⇨ ORG-NO 10555, ⇨ 10/2005 ALT, (AC), ORG-NO 11074⇨ CA CA CA ⇨ ORG-NO 10556 ORG-NO 10557⇨ FOR ART-NO: VD1094, VD1096
1.6 HDi 110	02/04-	9HY (DV6TED4), 9HZ (DV6TED4)	80	1560	 6PK1090 ELAST  6PK780 ELAST  6PK800  6PK800  6PK800K1  6PK976  6PK976  6PK976K1  CT1092	ALT, (AC), ORG-NO 10556⇨, ⇨ ORG-NO 11073, 10/2005⇨, ⇨ 03/2007 ALT, (AC), ORG-NO 10556⇨, ⇨ ORG-NO 11073, 10/2005⇨, ⇨ 03/2007 ALT, (AC), ORG-NO 11074⇨, 03/2007⇨ ALT, (AC), ⇨ ORG-NO 10555, ⇨ 10/2005 ALT, (AC), ⇨ ORG-NO 10555, ⇨ 10/2005 ALT, (AC), ORG-NO 11074⇨, 03/2007⇨ ALT, (AC), ⇨ ORG-NO 10555, ⇨ 10/2005 ALT, (AC), ORG-NO 11074⇨ CA

























































					ContiTech	
---	---	---	---	---	-----------	---

























































PEUGEOT						
307 (3A/C, 3B, 3E, 3H)						
					 CT1092K1	CA
					 CT1092WP1	CA
					 AP9013	
					 AP9019	
					 AP9023	
					 AP9042	
					 VD1094	⇒ORG-NO 10556
					 VD1096	ORG-NO 10557⇒
					 MS08	FOR ART-NO: VD1094, VD1096
2.0 HDi 90	08/00-	RHY (DW10TD)	66	1997	 6PK1153	ALT, (AC)
					 6PK1153K2	ALT, (AC)
					 6PK875	ALT, (AC)
					 CT987	CA
					 CT987K2	CA
					 CT987WP2	CA
					 AP9013	
					 AP9019	
					 AP9023	
					 AP9038	
					 AP9042	
					 VD1080	⇒ORG-NO 09216
					 VD1095	ORG-NO 09217⇒
					 MS01	FOR ART-NO: VD1080
					 MS02	FOR ART-NO: VD1095
2.0 HDi 110	08/00-	RHS (DW10ATED)	79	1997	 6PK1153	ALT, (AC)
					 6PK1153K2	ALT, (AC)
					 6PK875	ALT, (AC)
					 CT987	CA, MTR-CODE: DW10ATED
					 CT987K2	CA, MTR-CODE: DW10ATED
					 CT987WP2	CA, MTR-CODE: DW10ATED
					 AP9013	
					 AP9019	
					 AP9023	
					 AP9038	⇒ORG-NO 09486
					 AP9042	
					 VD1080	⇒ORG-NO 09486
					 VD1095	ORG-NO 09487⇒
					 MS01	FOR ART-NO: VD1080
					 MS02	FOR ART-NO: VD1095
2.0 HDi 135	10/03-	RHR (DW10BTED4)	100	1997	 6PK1217	ALT, AC
					 6PK1217K1	ALT, AC
					 CT1091	CA
					 CT1091K1	CA
					 CT1091WP1	CA
					 AP9013	
					 AP9019	
					 AP9023	
2.0 16V	08/00-	RFN (EW10J4)	100	1997	 AP9042	
					 6PK1000	ALT, ORG-NO 10248⇒, 12/2004⇒
					 6PK1185	ALT, PS, (-AC), ⇒ORG-NO 9219, ⇒01/2002
					 6PK1200	ALT, PS, (-AC), ORG-NO 09220⇒, ⇒ORG-NO 10247, 02/2002⇒, ⇒11/2004
					 6PK1710	ALT, PS, AC, ⇒ORG-NO 09219, ⇒01/2002
					 6PK1710K2	ALT, PS, (AC), ORG-NO 08915⇒, ⇒ORG-NO 09219, ⇒01/2002
					 6PK1725	ALT, PS, AC, ORG-NO 09220⇒, ⇒ORG-NO 10247, 02/2002⇒, ⇒11/2004
					 CT1138	CA
					 CT1138K1	CA
					 CT1138WP1	CA





































































					ContiTech		
PEUGEOT							
307 (3A/C, 3B, 3E, 3H) 	03/05-	RFJ (EW10A)	103	1997	 6PK1000  CT1110  CT1110K1	ALT CA, MTR-CODE: EW10A CA, MTR-CODE: EW10A	
307 Break (3A/C, 3B, 3E, 3H) 1.4 HDi	03/02-	8HZ (DV4TD)	50	1398	 6PK800  6PK800K1  6PK976  6PK976K1  CT1063  CT1063K1  CT1063WP2  AP9013  AP9019	ALT, (AC) ALT, (AC) ALT, (AC) ALT, (AC) CA CA CA CA	
1.6 16V	03/02-	NFU (TU5JP4)	80	1587	 6PK1050  6PK1050K3  6PK1070  6PK1070K3  6PK1125  6PK1125K1  6PK1145  6PK1145K4  6PK730  CT1065  CT1065K1  CT1065K3  CT1065WP1  CT1065WP2  VD1100	ALT, AC, FOR ALT: 90A, ORG-NO 09888⇒, 12/2003⇒ ALT, AC, FOR ALT: 90A, ORG-NO 09888⇒, 12/2003⇒ ALT, AC, FOR ALT: 120A, ORG-NO 09888⇒, 12/2003⇒ ALT, AC, FOR ALT: 120A, ORG-NO 09888⇒, 12/2003⇒ ALT, AC, FOR ALT: 70A, FOR ALT: 80A, FOR ALT: 90A, ⇒ORG-NO 09887, ⇒11/2003 ALT, AC, FOR ALT: 70A, FOR ALT: 80A, FOR ALT: 90A, ⇒ORG-NO 09887, ⇒11/2003 ALT, AC, FOR ALT: 120A, ⇒ORG-NO 09887, ⇒11/2003 ALT, AC, FOR ALT: 120A, ⇒ORG-NO 09887, ⇒11/2003 ALT, (AC) CA CA, MTR-CODE: TU5JP4, ⇒MTR-NO 1806404 CA, MTR-CODE: TU5JP4, MTR-NO 1806405⇒ MTR-CODE: TU5JP4, CA, ⇒MTR-NO 1806404 MTR-CODE: TU5JP4, CA, MTR-NO 1806405⇒	
1.6 HDi	04/05-	9HV (DV6ATED4)	66	1560	 6PK1090 ELAST  6PK780 ELAST  6PK800  6PK800K1  6PK976  6PK976K1  CT1092  CT1092K1  CT1092WP1  AP9013  AP9019  AP9023  AP9042  VD1094  VD1096  MS08	ALT, (AC), ⇒ORG-NO 11073, ⇒03/2007 ALT, (AC), ⇒ORG-NO 11073, ⇒03/2007 ALT, (AC), ⇒ORG-NO 10555, ORG-NO 11074⇒, ⇒10/2005, 03/2007⇒ ALT, (AC), ⇒ORG-NO 10555, ⇒10/2005 ALT, (AC), ⇒ORG-NO 10555, ORG-NO 11074⇒, ⇒10/2005, 03/2007⇒ ALT, (AC), ORG-NO 11074⇒, 03/2007⇒ CA CA CA ⇒ORG-NO 10556 ORG-NO 10557⇒ FOR ART-NO: VD1094, VD1096	
1.6 HDi 110	02/04-	9HY (DV6TED4), 9HZ (DV6TED4)	80	1560	 6PK1090 ELAST  6PK780 ELAST  6PK800  6PK800K1  6PK976  6PK976K1  CT1092	ALT, (AC), ⇒ORG-NO 11073 ALT, (AC), ⇒ORG-NO 11073 ALT, (AC), ⇒ORG-NO 10555, ORG-NO 11074⇒ ALT, (AC), ⇒ORG-NO 10555, ⇒10/2005 ALT, (AC), ORG-NO 11074⇒ ALT, (AC), ORG-NO 11074⇒ CA	
							



































































					ContiTech	
---	---	---	---	---	-----------	---

PEUGEOT

307 Break (3A/C, 3B, 3E, 3H) ↔						
					 CT1092K1  CT1092WP1  AP9013  AP9019  AP9023  AP9042  VD1094  VD1096  MS08	CA CA ⇒ORG-NO 10556 ORG-NO 10557⇒ FOR ART-NO: VD1094, VD1096
2.0 HDi 90	03/02-	RHY (DW10TD)	66	1997	 6PK1153  6PK1153K2  6PK875  CT987  CT987K2  CT987WP2  AP9013  AP9023  AP9038  AP9042  VD1095	ALT, (AC) ALT, (AC) ALT, (-AC) CA CA CA
2.0 HDi 110	03/02-	RHS (DW10ATED)	79	1997	 6PK1153  6PK1153K2  6PK875  CT987  CT987K2  CT987WP2  AP9013  AP9019  AP9023  AP9038  AP9042  VD1080  VD1095  MS01	ALT, (AC) ALT, (AC) ALT, (-AC) CA, MTR-CODE: DW10ATED CA, MTR-CODE: DW10ATED CA, MTR-CODE: DW10ATED ⇒ORG-NO 09486 ORG-NO 09487⇒ FOR ART-NO: VD1080, VD1095
2.0 HDi 135	02/04-	RHR (DW10BTED4)	100	1997	 6PK1217  6PK1217K1  CT1091  CT1091K1  CT1091WP1  AP9013  AP9019  AP9023  AP9042	ALT, AC ALT, AC CA CA CA CA
2.0	03/02-	RFN (EW10J4)	100	1997	 6PK1000  6PK1200  6PK1710  6PK1710K2  CT1138  CT1138K1  CT1138WP1	ALT, ORG-NO 10248⇒, 12/2004⇒ ALT, (-AC), ⇒ORG-NO 10247, ⇒11/2004 ALT, (AC), ⇒ORG-NO 10247, ⇒11/2004 ALT, (AC), ORG-NO 08915⇒, ⇒ORG-NO 10247, ⇒11/2004 CA CA CA
2.0 16V	03/05-	RFJ (EW10A)	103	1997	 6PK1000  CT1110  CT1110K1	ALT CA, MTR-CODE: EW10A CA, MTR-CODE: EW10A
307 CC (3A/C, 3B, 3E, 3H) 1.6 16V						
	02/05-	NFU (TU5JP4)	80	1587	 6PK1050  6PK1050K3  6PK1070	ALT, AC, FOR ALT: 90A, ORG-NO 09888⇒, 12/2003⇒ ALT, AC, FOR ALT: 90A, ORG-NO 09888⇒, 12/2003⇒ ALT, AC, FOR ALT: 120A, ORG-NO 09888⇒, 12/2003⇒

					ContiTech		
PEUGEOT							
307 CC (3A/C, 3B, 3E, 3H) 					 6PK1070K3	ALT, AC, FOR ALT: 120A, ORG-NO 09888⇒, 12/2003⇒	
					 6PK730	ALT, (-AC)	
					 CT1065	CA	
					 CT1065K1	CA, MTR-CODE: TU5JP4, ⇒MTR-NO 1806404	
					 CT1065K3	CA, MTR-CODE: TU5JP4, MTR-NO 1806405⇒	
					 CT1065WP1	MTR-CODE: TU5JP4, CA, ⇒MTR-NO 1806404	
					 CT1065WP2	MTR-CODE: TU5JP4, CA, MTR-NO 1806405⇒	
				 VD1100			
307 SW (3A/C, 3B, 3E, 3H) 2.0 16V	03/02-	RFN (EW10J4)	100	1997	 6PK1000	ALT, ORG-NO 10248⇒, 12/2004⇒	
					 6PK1200	ALT, (-AC), ⇒ORG-NO 10247, ⇒11/2004	
					 6PK1710	ALT, AC, ⇒ORG-NO 10247, ⇒11/2004	
					 6PK1710K2	ALT, (AC), ⇒11/2004, ORG-NO 08915⇒, ⇒ORG-NO 10247	
					 CT1138	CA	
					 CT1138K1	CA	
					 CT1138WP1	CA	
307 CC (3A/C, 3B, 3E, 3H) 2.0 16V	03/05-	RFJ (EW10A)	103	1997	 6PK1000	ALT	
					 CT1110	CA, MTR-CODE: EW10A	
					 CT1110K1	CA, MTR-CODE: EW10A	
	10/03-	RFK (EW10J4S)	130	1997	 6PK1185	ALT, PS, (-AC)	
					 6PK1710	ALT, PS, AC	
					 6PK1710K2	ALT, PS, (AC), ORG-NO 08915⇒, ⇒ORG-NO 10247	
					 CT1110	CA, MTR-CODE: EW10J4S	
					 CT1110K2	CA	
	2.0 HDi 135	06/05-	RHR (DW10BTED4)	100	1997	 6PK1217	ALT, AC
						 6PK1217K1	ALT, AC
					 CT1091	CA	
					 CT1091K1	CA	
					 CT1091WP1	CA	
					 AP9013		
					 AP9019		
					 AP9023		
				 AP9042			
307 SW (3A/C, 3B, 3E, 3H) 1.6 16V	03/02-	NFU (TU5JP4)	80	1587	 6PK1050	ALT, AC, FOR ALT: 90A, ORG-NO 09888⇒, 12/2003⇒	
					 6PK1050K3	ALT, AC, FOR ALT: 90A, ORG-NO 09888⇒, 12/2003⇒	
					 6PK1070	ALT, AC, FOR ALT: 120A, ORG-NO 09888⇒, 12/2003⇒	
					 6PK1070K3	ALT, AC, FOR ALT: 120A, ORG-NO 09888⇒, 12/2003⇒	
					 6PK1125	ALT, AC, FOR ALT: 70A, FOR ALT: 80A, FOR ALT: 90A, ⇒ORG-NO 09887, ⇒11/2003	
					 6PK1125K1	ALT, AC, FOR ALT: 70A, FOR ALT: 80A, FOR ALT: 90A, ⇒ORG-NO 09887, ⇒11/2003	
					 6PK1145	ALT, AC, FOR ALT: 120A, ⇒ORG-NO 09887, ⇒11/2003	
					 6PK1145K4	ALT, AC, FOR ALT: 120A, ⇒ORG-NO 09887, ⇒11/2003	
					 6PK730	ALT, (-AC)	
					 CT1065	CA	
					 CT1065K1	CA, MTR-CODE: TU5JP4, ⇒MTR-NO 1806404	
					 CT1065K3	CA, MTR-CODE: TU5JP4, MTR-NO 1806405⇒	
					 CT1065WP1	MTR-CODE: TU5JP4, CA, ⇒MTR-NO 1806404	
					 CT1065WP2	MTR-CODE: TU5JP4, CA, MTR-NO 1806405⇒	
					 VD1100		
	1.6 HDi 90	12/06-	9HX (DV6ATED4),	66	1560	 6PK1090 ELAST	ALT, (AC), ⇒03/2007, ⇒ORG-NO 11073
							

						ContiTech	
PEUGEOT							
307 SW (3A/C, 3B, 3E, 3H)							
		9HV (DV6ATED4)				 6PK780 ELAST  6PK800  6PK976  CT1092  CT1092K1  CT1092WP1  AP9013  AP9019  AP9023  AP9042  VD1096  MS08	ALT, (AC), ⇨ 03/2007, ⇨ ORG-NO 11073 ALT, (-AC), ORG-NO 11074⇨, 03/2007⇨ ALT, (AC), ORG-NO 11074⇨, 03/2007⇨ CA CA CA
	1.6 HDI 110	02/04-	9HY (DV6TED4), 9HZ (DV6TED4)	80	1560	 6PK1090 ELAST  6PK780 ELAST  6PK800  6PK800K1  6PK976  6PK976  6PK976K1  6PK976K1  CT1092  CT1092K1  CT1092WP1  AP9013  AP9019  AP9023  AP9042  VD1094  VD1096  MS08	ALT, (AC), ORG-NO 10556⇨, ⇨ ORG-NO 11073 ALT, (-AC), ⇨ ORG-NO 11073 ALT, (AC), ⇨ ORG-NO 10555, ORG-NO 11074⇨ ALT, (-AC), ⇨ ORG-NO 10555, ⇨ 10/2005 ALT, (AC), ⇨ ORG-NO 10555 ALT, (AC), ORG-NO 11074⇨ ALT, (AC), ORG-NO 11074⇨ ALT, (AC), ⇨ ORG-NO 10555 CA CA CA ⇨ ORG-NO 10556 ORG-NO 10557⇨ FOR ART-NO: VD1094, VD1096
	2.0 HDI 90	03/02-	RHY (DW10TD)	66	1997	 6PK1153  6PK1153K2  6PK875  CT987  CT987K2  CT987WP2  AP9013  AP9019  AP9023  AP9038  AP9042  VD1095	ALT, (AC) ALT, (AC) ALT, (-AC) CA CA CA
	2.0 HDI 110	03/02-	RHS (DW10ATED)	79	1997	 6PK1153  6PK1153K2  6PK875  CT987  CT987K2  CT987WP2  AP9013  AP9019  AP9023  AP9038  AP9042  VD1080  VD1095  MS01  MS02	ALT, (AC) ALT, (AC) ALT, (-AC) CA, MTR-CODE: DW10ATED CA, MTR-CODE: DW10ATED CA, MTR-CODE: DW10ATED ⇨ ORG-NO 09486 ORG-NO 09487⇨ FOR ART-NO: VD1080 FOR ART-NO: VD1095
	2.0 HDi 135	02/04-	RHR (DW10BTED4)	100	1997	 6PK1217  6PK1217K1  CT1091  CT1091K1	ALT, AC ALT, AC CA CA

					ContiTech	
PEUGEOT						
307 SW (3A/C, 3B, 3E, 3H) 					 CT1091WP1  AP9013  AP9019  AP9023  AP9042	CA
308 / 308 CC (4A_, 4C_) 1.4 16V	09/07-	EP3, 8FS (EP3)	70	1397	 6PK684 ELAST  6PK905 EXTRA  6PK905 EXTRA K1  AP9018	ALT, (-AC) ALT, (AC) ALT, (AC)
	12/09-	8FR (EP3)	72	1397	 6PK684 ELAST  6PK905 EXTRA  6PK905 EXTRA K1	ALT, (-AC) ALT, (AC) ALT, (AC)
1.6 16V	09/07-	EP6, 5FW (EP6)	88	1598	 6PK684 ELAST  6PK905 EXTRA  6PK905 EXTRA K1  AP9018	ALT, (-AC) ALT, (AC) ALT, (AC)
		EP6, EP6CDT, 5FT (EP6DT), 5FX (EP6DT)	88-115	1598	 6PK905 EXTRA  6PK905 EXTRA K1  AP9018	ALT, (AC) ALT, (AC)
1.6 HDi	09/07-	9HZ (DV6TED4)	66-80	1560	 6PK800  6PK976  6PK976K1  CT1092  CT1092K1  CT1092WP1  AP9013  AP9019  AP9023  AP9042  VD1096  MS08	ALT, (-AC) ALT, (AC) ALT, (AC) CA CA CA
						FOR ART-NO: VD1096
		9HX (DV6ATED4), 9HV (DV6ATED4), 9HZ (DV6TED4)	66-80	1560	 6PK800  6PK976  6PK976K1  CT1092  CT1092K1  CT1092WP1  AP9013  AP9019  AP9023  AP9042  VD1096  MS08	ALT, 05/2008⇄, (-AC) ALT, (AC) ALT, (AC) CA CA CA
						FOR ART-NO: VD1096
	11/09-	9HP (DV6DTE4)	68	1560	 6PK800  6PK976  6PK976K1  CT1162  CT1162K1  CT1162WP1  AP9019  VD1096  MS08	ALT, (-AC) ALT, (AC) ALT, (AC) CA CA CA
	12/09-	9HR (DV6C)	82	1560	 6PK1020 EXTRA  6PK1020 EXTRA K1  6PK800  6PK976  6PK976K1  CT1162  CT1162K1	ALT, (START-STOP) ALT, (START-STOP), (AC) ALT, (-AC) ALT, (AC) ALT, (AC) CA CA



ContiTech

























































PEUGEOT

308 / 308 CC (4A_, 4C_)



PEUGEOT							
308 / 308 CC (4A_, 4C_)↔							
					CT1162WP1 AP9019 VD1096 MS08	CA FOR ART-NO: VD1096	
	03/13-		84	1560	6PK1020 EXTRA 6PK1020 EXTRA K1 6PK800 6PK976 6PK976K1 CT1162 CT1162K1 CT1162WP1 VD1096	ALT, (START-STOP) ALT, (START-STOP), (AC) ALT, (-AC), (-START-STOP) ALT, (AC), (-START-STOP) ALT, (AC), (-START-STOP) CA CA CA	
	2.0 HDi	09/07-	RHR (DW10BTED4)	100	1997	6PK1217 6PK1217K1 CT1091 CT1091K1 CT1091WP1 AP9013 AP9019 AP9023 AP9040 AP9042	ALT ALT CA CA CA CA
		04/09-	RHF (DW10BTED4)	103	1997	6PK1217 CT1091 CT1091K1 CT1091WP1 AP9013 AP9019 AP9023 AP9042	ALT CA CA CA
		06/09-	RHH (DW10CTED4)	120	1997	6PK1244 CT1140 CT1140K1 AP9019	ALT CA CA
	308 II						
	1.2 THP 110	11/13-	HNZ (EB2DT)	81	1199	AP9019	MTR-CODE: EB2DT
	1.2 THP 130	11/13-	HNY (EB2DTS)	96	1199	AP9019	MTR-CODE: EB2DTS
	1.2 VTi 72	09/13-	HMZ (EB2F)	60	1199	6PK1070 6PK848 ELAST AP9019	ALT, (AC) ALT, (-AC) MTR-CODE: EB2
	1.6	12/14-		121	1587	AP9018	MTR-CODE: EP6FDT
09/13-		5FV (EP6DT)	115	1598	6PK684 ELAST 6PK905 EXTRA 6PK905 EXTRA K1 AP9018	ALT, (-AC) ALT, (AC) ALT, (AC) MTR-CODE: EP6CDT	
1.6 Flex	12/14-		90	1587	AP9018	MTR-CODE: EP6C	
1.6 HDi, 1.6 HDi 115	09/13-	BHZ (DV6FC), 9HC (DV6C)	85	1560	6PK1020 EXTRA	ALT, (START-STOP)	
					6PK1020 EXTRA K1	ALT, (START-STOP), MTR-CODE: DV6C	
					CT1162	CA	
					CT1162K1	CA	
					CT1162WP1	CA	
1.6 HDi, 1.6 HDi 92	09/13-		68	1560	VD1096		
					6PK800	ALT, (-AC)	
					6PK962	ALT, (AC)	
					CT1162	CA	
					CT1162K1	CA	
1.6 THP 125	09/13-		92	1598	CT1162WP1	CA	
					AP9019	MTR-CODE: DV6TED, (-START-STOP)	
					VD1096		
					6PK684 ELAST	ALT, (-AC)	
↔							



					ContiTech	
PEUGEOT						
308 II						
					 6PK905 EXTRA	ALT, (AC)
					 6PK905 EXTRA K1	ALT, (AC)
					 AP9018	
1.6 THP 150	03/14-		110	1598	 AP9018	MTR-CODE: EP6CDT
1.6 THP 155	03/14-	5FV (EP6DT)	115	1598	 6PK905 EXTRA	ALT, (AC)
					 6PK905 EXTRA K1	ALT, (AC)
					 AP9018	MTR-CODE: EP6CDT
1.6 THP 163	06/14-		120	1598	 AP9018	MTR-CODE: EP6CDT / EP6FDT
2.0 BlueHdi 150, 2.0 BlueHdi 180, 2.0 GT HDi 180, 2.0 GT BlueHdi 180	06/14-		110-133	1997	 6PK1073 EXTRA	ALT
309 (3A/C, 3B, 3E, 3H)						
1.6 16V	08/00-	NFU (TU5JP4)	80	1587	 6PK1050	ALT, AC, FOR ALT: 90A, ORG-NO 09888⇒, 12/2003⇒
					 6PK1050K3	ALT, AC, FOR ALT: 90A, ORG-NO 09888⇒, 12/2003⇒
					 6PK1070	ALT, AC, FOR ALT: 120A, ORG-NO 09888⇒, 12/2003⇒
					 6PK1070K3	ALT, AC, FOR ALT: 120A, ORG-NO 09888⇒, 12/2003⇒
					 6PK1125	ALT, AC, FOR ALT: 70A, FOR ALT: 80A, FOR ALT: 90A, ⇒ORG-NO 09887, ⇒11/2003
					 6PK1125K1	ALT, AC, FOR ALT: 70A, FOR ALT: 80A, FOR ALT: 90A, ⇒ORG-NO 09887, ⇒11/2003
					 6PK1145	ALT, AC, FOR ALT: 120A, ⇒ORG-NO 09887, ⇒11/2003
					 6PK1145K4	ALT, AC, FOR ALT: 120A, ⇒ORG-NO 09887, ⇒11/2003
					 6PK730	ALT, (AC)
					 CT1065	CA
					 CT1065K1	CA, MTR-CODE: TU5JP4, ⇒MTR-NO 1806404
					 CT1065K3	CA, MTR-CODE: TU5JP4, MTR-NO 1806405⇒
					 CT1065WP1	MTR-CODE: TU5JP4, CA, ⇒MTR-NO 1806404
					 CT1065WP2	MTR-CODE: TU5JP4, CA, MTR-NO 1806405⇒
					 VD1100	
309 I (10C, 10A)						
1.1	10/85-07/89	E1	40	1118	 AVX10X710	ALT, MTR-CODE: TU
					 AVX10X775	ALT
					 4PK815	AC, MTR-CODE: TU
					 4PK855	AC, MTR-CODE: TU3F
					 CT718	CA
					 CT718K1	CA
					 CT718WP1	CA, MTR-CODE: TU_
1.3	10/85-07/89	G1A	47	1294	 AVX10X775	ALT
1.9 D	06/86-07/89	D9A (XUD9), 162 (XUD9)	47	1905	 AVX10X550	VACP
					 AVX10X613	PS
					 4PK1217	ALT, (AC), SPAIN, SWITZERLAND
					 4PK1230	ALT, (AC)
					 4PK698	ALT, (AC), NO COLD COUNTRIES
					 4PK715	ALT, (AC), COLD COUNTRIES
					 CT1061	CA
					 CT1061K1	CA
					 CT1061WP2	CA, 01/1987⇒
309 II (3C, 3A)						
1.4	07/89-12/93	KDZ (TU3M), KDY (TU3M)	55	1361	 AVX10X710	ALT, MTR-CODE: TU
					 AVX10X775	ALT
					 4PK810	AC, MTR-CODE: TU
					 4PK855	AC, MTR-CODE: TU3F
					 CT607	CA, ⇒MTR-NO 50355042
					 CT607K1	CA, ⇒MTR-NO 50355042
					 CT607WP1	CA, ⇒MTR-NO 50355042



ContiTech



































































PEUGEOT

309 II (3C, 3A)



1.6	07/89-12/93	BDZ (XU5M), BDY (XU5M3Z), BDY (XU5M2Z)	65	1580	CT744 CT744K1	CA, MTR-NO 50355043⇒ CA, MTR-NO 50355043⇒
1.9 Diesel	07/89-12/93	D9A (XUD9), 16Z (XUD9), DJZ (XUD9Y)	47	1905	4PK698 4PK841 4PK954 CT525 CT525K1 CT754 CT754K1 CT754WP1	ALT, (-PS) AC ALT, (PS) CA, ⇒01/1992 CA, ⇒01/1992 CA, 01/1992⇒ CA, 02/1992⇒ CA, ORG-NO 5546⇒, 02/1992⇒
405 I (15B)						
1.6	07/87-12/92	BDZ (XU5M), BDY (XU5M2Z)	65	1580	4PK698 4PK841 4PK954 CT525 CT525K1 CT754 CT754K1 CT754WP1	ALT, (-PS) AC ALT, (PS) CA, ⇒01/1992 CA, ⇒01/1992 CA, 01/1992⇒ CA, 02/1992⇒ CA, ORG-NO 5546⇒, 02/1992⇒
	01/87-12/92	B2A (XU52C/K), BDZ (XU5M), BDY (XU5M2Z)	65-69	1580	4PK698 4PK841 4PK954 CT525 CT525K1 CT754 CT754K1 CT754WP1	ALT, (-PS) AC ALT, (PS) CA, ⇒01/1992 CA, ⇒01/1992 CA, 01/1992⇒ CA, 02/1992⇒ CA, ORG-NO 5546⇒, 02/1992⇒
1.8 Turbo Diesel	03/88-12/92	A8A (XUD7TE), AJZ (XUD7TEY)	66	1769	AVX10X550 AVX10X650 AVX10X650 5PK1230 5PK698 5PK715 5PK970 CT1061 CT1061K1 CT1061WP2 VD1086 MS01	VACP, OE-NO 456912 PS VACP, OE-NO 400922 ALT, AC, (AUTOM) ALT, (MANL), OE-NO 5750.55 ALT, (AUTOM), OE-NO 5750.D2 ALT, AC, (MANL) CA CA CA (-AC) FOR ART-NO: VD1086
1.9 Diesel	07/88-09/92	DJZ (XUD9Y)	47	1905	AVX10X550 AVX10X650 AVX10X650 4PK698 4PK715 5PK1230 5PK715 5PK970 CT1061 CT1061K1 CT1061WP2 VD1086 MS01	VACP, OE-NO 456912 PS VACP, OE-NO 400922 ALT, (MANL) ALT, (MANL) ALT, AC, (AUTOM) ALT, (AUTOM) ALT, AC, (MANL) CA CA CA (PS), (-AC) FOR ART-NO: VD1086



					ContiTech	
PEUGEOT						
405 I (15B) 		03/88-12/92	D9B (XUD9A)	51	1905	 AVX10X550 VACP, OE-NO 456912  AVX10X650 VACP, OE-NO 400922  AVX10X650 PS  4PK698 ALT, (MANL), OE-NO 5750.55  5PK1230 ALT, AC, (AUTOM)  5PK715 ALT, (AUTOM), OE-NO 5750.D2  5PK970 ALT, AC, (MANL)  CT1061 CA  CT1061K1 CA  CT1061WP2 CA  VD1086 (PS), (-AC)  MS01 FOR ART-NO: VD1086
	1.9, 1.9 4x4, 1.9 Injection	07/87-12/92	D2C (XU92C), DDZ (XU9M), DFZ (XU9J1)	70-80	1905	 4PK698 ALT, (-PS)  4PK841 AC  4PK954 ALT, (PS)  CT525 CA, ⇨01/1992  CT525K1 CA, ⇨01/1992  CT754 CA, 01/1992⇨  CT754K1 CA, 02/1992⇨  CT754WP1 CA, ORG-NO 5546⇨, 02/1992⇨
405 II (4B) 1.6		08/92-05/97	BFZ (XU5JP), B2A (XU52C/K)	66	1580	 6PK1070 ALT, (-AC), (PS), (VALEO A11V123)  6PK1080 ALT, (-AC), (PS), (MITSUBISHI)  6PK1080K2 ALT, (-AC), (PS), (MITSUBISHI)  6PK1100 ALT, (AC), (-PS)  6PK1660 ALT, (AC), (PS)  6PK698 ALT, (-AC), (-PS)  CT754 CA  CT754K1 CA
	1.8	08/92-10/95	LFZ (XU7JP)	74	1762	 6PK1070 ALT, PS, (-AC), MTR-CODE: XU7JP, (VALEO), FOR ALT: 70A, FOR ALT: 80A  6PK1080 ALT, PS, (-AC), MTR-CODE: XU7JP, (MITSU), FOR ALT: 90A  6PK1080K2 ALT, PS, (-AC), MTR-CODE: XU7JP, (MITSU), FOR ALT: 90A  6PK1095 ALT, AC, (-PS), MTR-CODE: XU7JP  6PK1660 ALT, PS, AC, MTR-CODE: XU7JP  6PK698 ALT, (-PS), (-AC), MTR-CODE: XU7JP  CT754 CA  CT754K1 CA  CT754WP1 CA
	1.9 D	08/92-10/95	DJZ (XUD9Y)	47	1905	 AVX10X550 VACP, (PS), (AC)  AVX10X650 VACP  6PK1130 ALT, PS, ⇨CH-NO 70980931  6PK1145 ALT, PS, CH-NO 708980932⇨  6PK1145K2 ALT, PS, CH-NO 708980932⇨  6PK1165 ALT, AC, (-PS)  6PK1710 ALT, PS, AC  6PK730 ALT  CT1061 CA  CT1061K1 CA, ⇨01/1994  CT1061K2 CA, 02/1994⇨  CT1061WP2 CA, ⇨01/1994  VD1086  MS01
		06/94-10/95	DJY (XUD9A)	50	1905	 AVX10X550 VACP, (PS), (AC)  AVX10X650 VACP  6PK1130 ALT, PS, ⇨CH-NO 70980931  6PK1145 ALT, PS, CH-NO 708980932⇨  6PK1145K2 ALT, PS, CH-NO 708980932⇨  6PK1165 ALT, AC, (-PS)



ContiTech






































































PEUGEOT






































































405 II (4B)






































































1.9 D, 1.9 TD	08/92-05/97	DJY (XUD9A), XUD9TE	51-69	1905	6PK1710 6PK730 CT1061 CT1061K2 VD1086	ALT, PS, AC ALT CA CA
1.9 TD	08/92-10/95	DHY (XUD9TE)	66	1905	AVX10X550 6PK1130 6PK1145 6PK1145K2 6PK1173 6PK1698 6PK730 CT1061 CT1061K1 CT1061K2 CT1061WP1 CT1061WP2 VD1086 MS01	VACP, (AC), (PS), ⇨06/1993 ALT, (-AC), (PS), ⇨CH-NO 70980931 ALT, (-AC), (PS), CH-NO 70980932⇨ ALT, (-AC), (PS), CH-NO 70980932⇨ ALT, (AC), (-PS) ALT, (AC), (PS) ALT, (AC), (-PS) CA CA, ⇨01/1994 CA, 01/1994⇨ CA, 01/1994⇨ ⇨01/1994, CA
1.9 TD	08/92-10/95	DHY (XUD9TE)	66	1905	AVX10X550 AVX10X650 6PK1130 6PK1145 6PK1145K2 6PK1165 6PK1710 6PK730 CT1061 CT1061K1 CT1061K2 CT1061WP1 CT1061WP2 VD1086 MS01	VACP, (PS), (AC) VACP ALT, PS, ⇨CH-NO 70980931 ALT, PS, CH-NO 708980932⇨ ALT, PS, CH-NO 708980932⇨ ALT, AC, (-PS) ALT, PS, AC ALT CA CA, ⇨01/1994 CA, 02/1994⇨ CA, 02/1994⇨ CA, ⇨01/1994
2.0	08/92-10/95	RFX (XU10J2)	89	1998	6PK1070 6PK1080 6PK1080K2 6PK1095 6PK1660 6PK698 CT754 CT754K1 CT754K2	ALT, PS, (-AC), (VALEO), FOR ALT: 70A, FOR ALT: 80A ALT, PS, (-AC), (MITSU), FOR ALT: 90A ALT, PS, (-AC), (MITSU), FOR ALT: 90A ALT, AC, (-PS) ALT, PS, AC ALT, (-PS), (-AC) CA CA, 07/1993⇨ CA, ⇨06/1993
406 (8B, 8C, 8E/F) 1.6	11/95-05/04	BFZ (XU5JP)	65	1580	6PK1070 6PK1080 6PK1080K2 6PK1660 CT754 CT754K1 CT754WP1	ALT, (BOSCH), (VALEO) ALT, (MITSU) ALT, (MITSU), ⇨06/1998, ⇨ORG-NO 07904 ALT, AC CA CA CA
1.8	05/97-05/04	LFX (XU7JB)	66	1761	6PK1070 6PK1080 6PK1080K2 6PK1660 CT754 CT754K1 CT754WP1	ALT, (VALEO) ALT, (MITSU) ALT, (MITSU), ⇨06/1998, ⇨ORG-NO 07904 ALT, AC CA CA CA
1.8 16V	11/95-10/00	LFY (XU7JP4)	81	1761	6PK1080 6PK1080K2	ALT ALT, ⇨06/1998, ⇨ORG-NO 07904





































































					ContiTech	
PEUGEOT						
406 (8B, 8C, 8E/F)						
					 6PK1660  6PK1660K4  CT955  CT955K2	ALT, AC ALT, AC, FOR ALT: 90A CA CA
	10/00-05/04	6FZ (EW7J4)	85	1749	 6PK1200  6PK1725  6PK1725K2  CT1138  CT1138K1  CT1138WP1	ALT, (-AC) ALT, (AC) ALT, (AC) CA CA CA
1.9 D	10/96-05/04	DHW (XUD9SD)	55	1905	 AVX10X650  6PK1110  6PK1725  CT1061  CT1061K2  CT1061WP1  CT1061WP3	VACP ALT ALT, AC CA CA CA, ⇨ ORG-NO 07389 CA
1.9 TD	01/96-05/04	DHX (XUD9TE)	66	1905	 AVX10X650  6PK1100  6PK1110  6PK1725  6PK1743  6PK1750  6PK1750K3  CT1061  CT1061K2  CT1061WP1  CT1061WP3  VD1086  MS01	VACP ALT, (-AC), ⇨ ORG-NO 06993 ALT, (-AC), ORG-NO 06994⇨ ALT, (AC), ⇨ ORG-NO 06993, (SANDEN) ALT, (AC), (SANDEN), ORG-NO 06994⇨ ALT, (AC), (DELPHI), (HARRISSON) ALT, (AC), (DELPHI), (HARRISSON) CA CA CA, ⇨ ORG-NO 07389 CA, ORG-NO 07390⇨
		DHY (XUD9TE)	68	1905	 AVX10X650  6PK1100  6PK1110  6PK1725  6PK1743  6PK1750  6PK1750K3  CT1061  CT1061K2  CT1061WP1  CT1061WP3  VD1086  MS01	VACP ALT, (-AC), ⇨ ORG-NO 06993 ALT, (-AC), ORG-NO 06994⇨ ALT, (AC), ⇨ ORG-NO 06993, (SANDEN) ALT, (AC), (SANDEN), ORG-NO 06994⇨ ALT, (AC), (DELPHI), (HARRISSON) ALT, (AC), (DELPHI), (HARRISSON) CA CA CA, ⇨ ORG-NO 07389 CA, ORG-NO 07390⇨
2.0 16V	11/95-05/04	RFV (XU10J4R)	97	1998	 6PK1165  6PK1605  CT955  CT955K1	ALT, (AC) ALT, AC CA CA
	08/00-06/04	RFN (EW10J4)	100	1997	 6PK1200  6PK1725  6PK1725K2  CT1138  CT1138K1  CT1138WP1	ALT, (-AC) ALT, (AC) ALT, (AC) CA CA CA
2.0 HDI 90	02/99-05/04	RHY (DW10TD)	66	1997	 6PK1468  6PK1468D1  6PK1468K1  6PK1740  6PK1740D1  6PK1740K1  6PK1750  6PK1750D2	ALT, (-AC) ALT, (AC), ⇨ 11/2002 ALT, (AC) ALT, (AC), (SANDEN) ALT, (AC), (SANDEN), ⇨ 11/2002 ALT, (AC), (SANDEN) ALT, (AC), (DELPHI) ALT, (AC), (DELPHI), ⇨ 11/2002

					ContiTech			
PEUGEOT								
406 (8B, 8C, 8E/F)								
						6PK1750K1	ALT, (AC), (DELPHI)	
						CT987	CA	
						CT987K1	CA, ⇨ORG-NO 08735	
						CT987K2	CA, ORG-NO 08736⇨	
						CT987WP1	CA, ⇨ORG-NO 08735	
						CT987WP2	CA, ORG-NO 08736⇨	
						AP9023		
						AP9038		
						AP9042		
						VD1080	⇨ORG-NO 09337	
						VD1095	ORG-NO 09338⇨	
						MS02	FOR ART-NO: VD1080, VD1095	
	2.0 HDi 110	06/98-08/01	RHZ (DW10ATED)	80	1997		6PK1468	ALT, (-AC)
							6PK1468D1	ALT, (-AC), (AUTOM), ⇨ORG-NO 09365
							6PK1468D1	ALT, (-AC), (MANL), ⇨ORG-NO 09337
						6PK1468K1	ALT, (-AC)	
						6PK1740	ALT, (AC), (SANDEN)	
						6PK1740D1	ALT, (AC), (SANDEN), (AUTOM), ⇨ORG-NO 09365	
						6PK1740D1	ALT, (AC), (SANDEN), (MANL), ⇨ORG-NO 09337	
						6PK1740K1	ALT, (AC), (SANDEN)	
						6PK1750	ALT, (AC), (DELPHI)	
						6PK1750D2	ALT, (AC), (DELPHI), (AUTOM), ⇨ORG-NO 09365	
						6PK1750D2	ALT, (AC), (DELPHI), (MANL), ⇨ORG-NO 09337	
						6PK1750K1	ALT, (AC), (DELPHI)	
						CT987	CA	
						CT987K1	CA, ⇨ORG-NO 08735	
						CT987K2	CA, ORG-NO 08736⇨	
						CT987WP1	CA, ⇨ORG-NO 08735	
						CT987WP2	CA, ORG-NO 08736⇨	
						AP9023		
						AP9042		
						VD1080	(MANL), ⇨ORG-NO 09337	
						VD1080	(AUTOM), ⇨ORG-NO 09365	
						VD1095	(MANL), ORG-NO 09338⇨	
						VD1095	(AUTOM), ORG-NO 09366⇨	
						MS01	FOR ART-NO: VD1080, VD1095	
2.0 HDi 110	08/01-05/04	RHZ (DW10ATED), RHS (DW10ATED)	79	1997		6PK1468	ALT, (-AC)	
						6PK1468D1	ALT, (-AC), ⇨ORG-NO 09365	
						6PK1468K1	ALT, (-AC)	
						6PK1740	ALT, (AC), (SANDEN)	
						6PK1740D1	ALT, (AC), (SANDEN), ⇨ORG-NO 09365	
						6PK1740K1	ALT, (AC), (SANDEN)	
						6PK1750	ALT, (AC), (DELPHI)	
						6PK1750D2	ALT, (AC), (DELPHI), ⇨ORG-NO 09365	
						CT987	CA	
						CT987K1	CA, MTR-CODE: RHS, RHZ, ⇨ORG-NO 08756	
						CT987K2	CA, MTR-CODE: RHS, RHZ, ORG-NO 08757⇨	
						CT987WP1	CA, MTR-CODE: RHS, RHZ, ⇨ORG-NO 08756	
						CT987WP2	CA, MTR-CODE: RHS, RHZ, ORG-NO 08757⇨	
						AP9023		
						AP9038		
						AP9042		
						VD1080	⇨ORG-NO 09365, (AUTOM)	
						VD1080	⇨ORG-NO 09337, (MANL)	
						VD1095	ORG-NO 09338⇨, (MANL)	
						VD1095	ORG-NO 09366⇨, (AUTOM)	
						MS01	FOR ART-NO: VD1080, VD1095	
2.1 TD 12V	01/96-05/04	P8C (XUD11BTE)	80	2088		6PK1110	ALT, PS, (-AC)	
						6PK1740	ALT, PS, AC, (SANDEN)	
						6PK1740K2	ALT, PS, AC, (SANDEN)	
						6PK1750	ALT, PS, AC, (DELPHI), (HARRISSON)	
								

					ContiTech	
PEUGEOT						
406 (8B, 8C, 8E/F)						
					 6PK1750K3  CT772  CT772K1  CT772WP1  VD1088  MS01	ALT, PS, AC, (DELPHI), (HARRISON) CA CA CA FOR ART-NO: VD1088
	2.2 HDi	03/00-05/04 4HX (DW12TED4/FAP)	98	2179	 6PK1740  6PK1740D1  6PK1740K4  6PK1750  6PK1750D2  CT1037  CT1037K2  CT1037WP1  AP9013  AP9019  AP9023  AP9038  AP9042  VD1080  MS02	ALT, (AC), (SANDEN) ALT, (AC), (SANDEN), (MANL) ALT, (AC), (SANDEN) ALT, (AC), (DELPHI) ALT, (AC), (DELPHI), (MANL) CA CA CA CA CA CA FOR ART-NO: VD1080
406 Break / Estate (8B, 8C, 8E/F)						
1.8 16V	10/96-10/00	LFY (XU7JP4)	81	1761	 6PK1080  6PK1080K2  6PK1660  6PK1660K4  CT955  CT955K1  CT955K2	ALT ALT, ➔06/1998, ➔ORG-NO 07904 ALT, AC ALT, AC, FOR ALT: 90A CA CA, ➔ORG-NO 8469 CA, ORG-NO 8470➔
	10/00-10/04	6FZ (EW7J4)	85	1749	 6PK1200  6PK1725  6PK1725K2  CT1138  CT1138K1  CT1138WP1	ALT, (AC) ALT, (AC) ALT, (AC) CA CA CA
1.9 TD	10/96-10/04	DHX (XUD9TE)	66	1905	 AVX10X650  6PK1110  6PK1740  6PK1740K2  6PK1750  CT1061  CT1061K2  CT1061WP1  CT1061WP3  VD1086  MS01	VACP ALT, (AC) ALT, (SANDEN) ALT, (SANDEN) ALT, (AC), (DELPHI, HARRISON) CA CA CA, ➔ORG-NO 07389 CA, ORG-NO 07390➔
	10/96-10/04	RFV (XU10J4R)	97	1998	 6PK1165  6PK1605  CT955  CT955K1	ALT, (AC) ALT, AC CA CA
2.0 16V	10/00-10/04	RFN (EW10J4)	100	1997	 6PK1200  6PK1725  6PK1725K2  CT1138  CT1138K1  CT1138WP1	ALT, (AC) ALT, (AC) ALT, (AC) CA CA CA
	02/99-10/04	RHY (DW10TD)	66	1997	 6PK1468  6PK1468D1  6PK1468K1  6PK1740  6PK1740D1	ALT, (AC) ALT, (AC), ➔ORG-NO 09337 ALT, (AC) ALT, (AC), (SANDEN) ALT, (AC), (SANDEN), ➔ORG-NO 09337

					ContiTech		
PEUGEOT							
406 Break / Estate (8B, 8C, 8E/F)							
						6PK1740K1	ALT, (AC), (SANDEN)
						6PK1750	ALT, (AC), (DELPHI)
						6PK1750D2	ALT, (AC), (DELPHI), ⇨ORG-NO 09337
						6PK1750K1	ALT, (AC), (DELPHI)
						CT987	CA
						CT987K1	CA, ⇨ORG-NO 08735
						CT987K2	CA, ORG-NO 08736⇨
						CT987WP1	CA, ⇨ORG-NO 08735
						CT987WP2	CA, ORG-NO 08736⇨
						AP9023	
						AP9038	
						AP9042	
						VD1080	⇨ORG-NO 09337
						VD1095	ORG-NO 09338⇨
						MS02	FOR ART-NO: VD1080, VD1095
2.0 HDI 110	02/99-04/04	RHZ (DW10ATED)	80	1997		6PK1468	ALT, (-AC)
						6PK1468D1	ALT, (-AC), (MANL), ⇨ORG-NO 09337
						6PK1468D1	ALT, (-AC), (AUTOM), ⇨ORG-NO 09365
						6PK1468K1	ALT, (-AC)
						6PK1740	ALT, (AC), (SANDEN)
						6PK1740D1	ALT, (AC), (SANDEN), (AUTOM), ⇨ORG-NO 09365
						6PK1740D1	ALT, (AC), (SANDEN), (MANL), ⇨ORG-NO 09337
						6PK1740K1	ALT, (AC), (SANDEN)
						6PK1750	ALT, (AC), (DELPHI)
						6PK1750D2	ALT, (AC), (DELPHI), (AUTOM), ⇨ORG-NO 09365
						6PK1750D2	ALT, (AC), (DELPHI), (MANL), ⇨ORG-NO 09337
						6PK1750K1	ALT, (AC), (DELPHI)
						CT987	CA
						CT987K1	CA, ⇨ORG-NO 08735
						CT987K2	CA, ORG-NO 08736⇨
						CT987WP1	CA, ⇨ORG-NO 08735
						CT987WP2	CA, ORG-NO 08736⇨
						AP9023	
						AP9038	
						AP9042	
						VD1080	⇨ORG-NO 09337, (MANL)
						VD1080	⇨ORG-NO 09365, (AUTOM)
						VD1095	ORG-NO 09338⇨, (MANL)
						VD1095	ORG-NO 09366⇨, (AUTOM)
						MS01	FOR ART-NO: VD1080, VD1095
2.1 TD 12V	10/96-10/04	P8C (XUD11BTE)	80	2088		6PK1110	ALT, PS, (-AC)
						6PK1740	ALT, PS, AC, (SANDEN)
						6PK1740K2	ALT, PS, AC, (SANDEN)
						6PK1750	ALT, PS, AC, (HARRISON)
						CT772	CA
						CT772K1	CA
						CT772WP1	CA
						VD1088	
						MS01	FOR ART-NO: VD1088
2.2 HDI	03/00-10/04	4HX (DW12TED4/FAP)	98	2179		6PK1740	ALT, PS, AC, (SANDEN)
						6PK1740D1	ALT, (AC), (SANDEN), (MANL)
						6PK1740K4	ALT, PS, (AC), (SANDEN)
						6PK1750	ALT, PS, AC, (DELPHI)
						6PK1750D2	ALT, (AC), (DELPHI), (MANL)
						CT1037	CA
						CT1037K2	CA
						CT1037WP1	CA
						AP9013	
						AP9019	
						AP9023	
						AP9038	

					ContiTech		
PEUGEOT							
406 Break / Estate (8B, 8C, 8E/F)							
					  	AP9042 VD1080 MS02	FOR ART-NO: VD1080
406 Coupe (8B, 8C, 8E/F)							
2.0 16V	03/97-12/04	RFV (XU10J4R)	97	1998	   	6PK1165 6PK1605 CT955 CT955K1	ALT, (AC) ALT, AC CA CA
	10/00-12/04	RFN (EW10J4)	100	1997	     	6PK1200 6PK1725 6PK1725K2 CT1138 CT1138K1 CT1138WP1	ALT, (AC) ALT, (AC) ALT, (AC) CA CA CA
2.2 HDI	03/00-12/04	4HX (DW12TED4/FAP)	98	2179	              	6PK1740 6PK1740D1 6PK1740K4 6PK1750 6PK1750D2 CT1037 CT1037K2 CT1037WP1 AP9013 AP9019 AP9023 AP9038 AP9042 VD1080 MS02	ALT, PS, AC, (SANDEN) ALT, (AC), (SANDEN), (MANL) ALT, PS, (AC), (SANDEN) ALT, PS, AC, (DELPHI) ALT, (AC), (DELPHI), (MANL) CA CA CA
3.0 V6	03/00-12/04	XFX (ES9J4S)	152	2946	    	6PK1468 6PK1590 6PK1605 CT1052 CT1052K1	ALT, PS, (AC), MTR-CODE: ES9J4 ALT, PS, AC, MTR-CODE: ES9J4S ALT, PS, AC, MTR-CODE: ES9J4 CA CA
3.0 V6 24V	03/97-12/04	XFZ (ES9J4)	140	2946	    	6PK1480 6PK1590 6PK1605 CT1052 CT1052K1	ALT, PS, (AC), MTR-CODE: ES9J4 ALT, PS, AC, MTR-CODE: ES9J4S ALT, PS, AC, MTR-CODE: ES9J4 CA CA, 01/2000⇒
407 (6D, 6E)							
1.6 HDi 110	05/04-	9HZ (DV6TED4)	80	1560	             	6PK1705 6PK1705K2 6PK1710 6PK1710K1 CT1092 CT1092K1 CT1092WP1 AP9013 AP9019 AP9023 AP9042 VD1094 VD1096 MS08	ALT, ⇒ORG-NO 11619 ALT, ⇒ORG-NO 11619 ALT, ORG-NO 11620⇒ ALT, ORG-NO 11620⇒ CA, MTR-CODE: DV6TED4 CA CA
1.8	05/04-	6FZ (EW7J4)	85	1749	    	6PK1710 6PK1710K2 CT1138 CT1138K1 CT1138WP1	ALT, (AC) ALT, (AC) CA CA CA
1.8 16V	09/05-	6FY (EW7A)	92	1749	 	6PK1000 CT1110	ALT CA, MTR-CODE: EW7A



ContiTech



PEUGEOT































































407 (6D_, 6E_) ↗


































































2.0	05/04-	RFN (EW10J4)	100	1997	CT1110K1	CA, MTR-CODE: EW7A
					6PK1000	ALT, ORG-NO 10248↗, 12/2004↗
					6PK1710	ALT, ↗ORG-NO 10247, ↗11/2004
					6PK1710K2	ALT, ↗11/2004, ↗ORG-NO 10247
					CT1138	CA
					CT1138K1	CA
					CT1138WP1	CA
2.0 16V	09/05-	RFJ (EW10A)	103	1997	6PK1000	ALT
					CT1110	CA, MTR-CODE: EW10A
					CT1110K1	CA, MTR-CODE: EW10A
2.0 HDi	08/08-	RHF (DW10BTED4)	103	1997	6PK1217	ALT
					CT1091	CA
					CT1091K1	CA
					CT1091WP1	CA
					AP9013	
					AP9019	
					AP9023	
					AP9040	
					AP9042	
	07/09-	RHH (DW10CTED4)	120	1997	6PK1244	ALT
					CT1140	CA
					CT1140K1	CA
					AP9019	
2.0 HDi 135	05/04-	RHR (DW10BTED4)	100	1997	6PK1217	ALT, AC
					6PK1217K1	ALT, AC
					CT1091	CA
					CT1091K1	CA
					CT1091WP1	CA
					AP9013	
					AP9019	
					AP9023	
					AP9040	
					AP9042	
2.2	05/04-	3FZ (EW12J4)	116	2230	6PK1710	ALT, (AC)
					6PK1710K2	ALT, (AC), ↗ORG-NO 10247, ↗11/2004
					CT1138	CA
					CT1138K1	CA
					CT1138WP1	CA



































































508

1.6 HDi	11/10-	9HR (DV6C), 9HD (DV6CTED)	82-84	1560	6PK1020 EXTRA	ALT, (START-STOP)
					6PK1020 EXTRA K1	ALT, (START-STOP)
					6PK976	ALT, (-START-STOP)
					6PK976K1	ALT, (-START-STOP)
					CT1162	CA
					CT1162K1	CA
					CT1162WP1	CA
					AP9019	
					VD1096	
					MS08	FOR ART-NO: VD1096
1.6, 1.6 THP	11/10-	EP6CDT, 5GZ (EP6FDT)	115- 120	1598	6PK905 EXTRA	ALT, (AC)
					6PK905 EXTRA K1	ALT, (AC)
					AP9018	
2.0 BlueHDi 150	04/14-	AHX (DW10FD), AHW (DW10FC)	110- 133	1997	6PK1073 EXTRA	ALT, (AC), (START-STOP)
2.0 HDi	11/10-	RHR (DW10BTED4)	100	1997	6PK1073 EXTRA	MTR-CODE: DW10FD, ALT
					6PK1217	ALT
					6PK1217K1	ALT
					CT1091	CA
					CT1091K1	CA
					AP9019	
		RHF	103	1997	6PK1217	ALT






























































































































					ContiTech			
PEUGEOT								
508 		(DW10BTED4)			   	6PK1217K1 CT1091 CT1091K1 AP9019	ALT CA CA	
		RHH (DW10CTED4)	120	1997	   	6PK1244 CT1140 CT1140K1 AP9019	ALT, (-START-STOP) CA CA	
	2.0 HDi 180 RXH	10/14-		133	1997	 	6PK1073 EXTRA AP9019	ALT MTR-CODE: DW10TED4, ⇨ ORG-NO 13747
	2.2 HDi	11/10-	4HL (DW12C)	150	2179	   	6PK1205 CT1142 CT1142K1 AP9019	ALT CA CA
605 (6B)								
2.1 Turbo Diesel	06/89-09/99	PHZ (XUD11ATE)	80	2088	            	4PK1028 5PK1200 5PK775 6PK1100 6PK1110 6PK1725 CT772 CT772K1 CT772WP1 VD1088 VD1088 VD1088 MS01	ALT, PS, ⇨ 06/1995, (-AC) ALT, (-PS), (AC), ⇨ 06/1995 ALT, (-AC), ⇨ 06/1995 ALT, PS, (-AC), 07/1995⇨ ALT, (-AC), 07/1995⇨ ALT, (-PS), (AC), 07/1995⇨ CA CA CA MTR-CODE: XUD11ATE, XUD11BTE, (MANL), 06/1995⇨ MTR-CODE: XUD11BTE, (AUTOM) MTR-CODE: XUD11ATE, (AUTOM), 06/1995⇨, ⇨ ORG-NO 07237 FOR ART-NO: VD1088	
607 (9D, 9U)								
2.2 16V	02/00-	3FZ (EW12J4)	116	2230	    	6PK1710 6PK1710K2 CT1138 CT1138K1 CT1138WP1	ALT, PS, AC ALT, (AC), PS CA CA CA	
2.2 HDi	02/00-	4HX (DW12TED4/FAP)	98	2179	                 	6PK1740 6PK1740D1 6PK1740K4 6PK1740K4 6PK1740K4 6PK1743 CT1037 CT1037K2 CT1037WP1 AP9013 AP9019 AP9023 AP9038 AP9040 AP9042 VD1080 VD1095 VD1095 MS02	ALT, ⇨ 11/2004 ALT, ⇨ 11/2004, ⇨ ORG-NO 10247, (MANL) ALT, (2000) ALT, ⇨ 11/2004, (MANL), ⇨ ORG-NO 10247, (2004) ALT, ⇨ 11/2004, (AUTOM), ⇨ ORG-NO 10261, (2004) ALT, 12/2004⇨ CA CA CA ⇨ ORG-NO 10247, (MANL) ORG-NO 10248⇨, (MANL) (AUTOM) FOR ART-NO: VD1080, VD1095	
3.0 V6 24V	02/00-	XFX (ES9J4S)	152	2946	  	6PK1590 CT1052 CT1052K1	ALT, AC CA CA	
806 (221)								
1.9 TD	07/95-08/02	DHX (XUD9TE)	66	1905	 	AVX10X650	VACP	



































































						ContiTech	
PEUGEOT							
806 (221)							
						 6PK1100 ALT, (AC)  6PK1740 ALT, (AC)  6PK1740K2 ALT, (AC)  CT1061 CA  CT1061K2 CA  CT1061WP1 CA, ⇨ORG-NO 07389  CT1061WP3 CA, ORG-NO 07390⇨  VD1086  MS01 FOR ART-NO: VD1086	
2.0	06/94-08/02	RFU (XU10J2)	89	1998		 AVX10X1025 HYDP  6PK1070 ALT  6PK1080 ALT  6PK1080K2 ALT, ⇨01/1997  6PK1660 ALT, AC  CT754 CA  CT754K1 CA	
2.0 HDI	08/99-08/02	RHZ (DW10ATED)	80	1997		 6PK1468 ALT, (AC)  6PK1468D1 ALT, (AC)  6PK1468K1 ALT, (AC)  6PK1740 ALT, (AC), (SANDEN)  6PK1740D1 ALT, (AC), (SANDEN)  6PK1740K1 ALT, (AC), (SANDEN)  6PK1750 ALT, (AC), (DELPHI)  6PK1750D2 ALT, (AC), (DELPHI)  6PK1750K1 ALT, (AC), (DELPHI)  CT1063 CA, MTR-CODE: DW10ATED4  CT1063K2 CA, MTR-CODE: DW10ATED4  CT987 CA, MTR-CODE: DW10ATED  CT987K1 CA, MTR-CODE: DW10ATED, ⇨ORG-NO 08560  CT987K2 CA, MTR-CODE: DW10ATED, ORG-NO 08561⇨  CT987WP1 CA, MTR-CODE: DW10ATED, ⇨ORG-NO 08560  CT987WP2 CA, MTR-CODE: DW10ATED, ORG-NO 08561⇨  AP9038  AP9042  VD1080  MS01 FOR ART-NO: VD1080	
2.1 td 12V	06/96-08/99	P8C (XUD11BTE)	80	2088		 6PK1100 ALT, (AC)  6PK1740 ALT, (AC)  6PK1740K1 ALT, (AC)  CT772 CA  CT772K1 CA  CT772WP1 CA  VD1088  MS01 FOR ART-NO: VD1088	
807 (E)							
2.0 HDi	06/02-	RHW (DW10ATED4), RHT (DW10ATED4), RHM (DW10ATED4)	79	1997		 6PK1740 ALT, (AC)  6PK1740D1 ALT, (AC), ⇨ORG-NO 09519  6PK1740K1 ALT, (AC)  CT1063 CA  CT1063K2 CA  CT1063WP1 CA  AP9013  AP9019  AP9023  AP9038  AP9040  AP9042  VD1080 ⇨ORG-NO 09519  VD1095 ORG-NO 09520⇨  MS02 FOR ART-NO: VD1080, VD1095	




































































					ContiTech	
PEUGEOT						
807 (E) ↔ 2.0 HDi	06/06-	RHR (DW10BTED4)	100	1997	 6PK1217  6PK1217K1  CT1091  CT1091K1  AP9013  AP9019  AP9023  AP9040  AP9042	ALT ALT CA CA
2.0 HDi	06/09-	RHH (DW10CTED4)	120	1997	 6PK1244  CT1140  CT1140K1  AP9019	ALT CA CA
2.2 HDi	06/02-	4HX (DW12TED4/FAP), 4HW (DW12BTED4)	94	2179	 6PK1740  6PK1740D1  6PK1740K4  CT1037  CT1037K2  CT1037WP1  AP9013  AP9019  AP9023  AP9038  AP9040  AP9042  VD1080  VD1095  MS02	ALT, (AC) ALT, (AC), ↔ORG-NO 10247 ALT, (AC) CA CA CA AP9013 AP9019 AP9023 AP9038 AP9040 AP9042 VD1080 VD1095 MS02 ↔ORG-NO 10247 ORG-NO 10248↔ FOR ART-NO: VD1080, VD1095
	06/06-	4HT (DW12BTED4)	125	2179	 6PK1205  CT1142  CT1142K1  AP9013  AP9019  AP9023  AP9040  AP9042	ALT CA CA
1007 (KM) 1.4	04/05-	KFV (TU3JP)	54	1360	 6PK1050  6PK1050K3  6PK1125  6PK730  CT1067  CT1067K1  CT1067WP1  VD1100	ALT, (AC), MTR-CODE: TU3A ALT, (AC), MTR-CODE: TU3A ALT, (AC), MTR-CODE: TU3JP ALT CA, MTR-CODE: TU3JP, TU3A CA, MTR-CODE: TU3JP, TU3A CA, MTR-CODE: TU3JP, TU3A
1.4 HDi	04/05-	8HX (DV4TD), 8HZ (DV4TD)	50	1398	 6PK800  6PK800K1  6PK976  6PK976K1  CT1063  CT1063K1  CT1063WP2  AP9013  AP9019  AP9023  AP9042  VD1094  MS08	ALT, (AC) ALT, (AC), ↔ORG-NO 11073, ↔03/2007 ALT, (AC) ALT, (AC) CA CA CA CA AP9013 AP9019 AP9023 AP9042 VD1094 MS08 FOR ART-NO: VD1094
1.6 16V	04/05-	NFU (TU5JP4)	80	1587	 6PK1050  6PK1050K3  6PK1070	ALT, (AC), ↔09/2007, ↔ORG-NO 11255 ALT, (AC), ↔09/2007, ↔ORG-NO 11255 ALT, (AC), 09/2007↔, ORG-NO 11256↔





































































					ContiTech	
---	---	---	---	---	-----------	---

































































PEUGEOT						
1007 (KM_)						
					 6PK1070K3	ALT, (AC), 09/2007⇒, ORG-NO 11256⇒
					 6PK730	ALT, (-AC)
					 CT1065	CA
					 CT1065K3	CA
					 CT1065WP2	CA
					 VD1100	
2008						
1.2 THP 110	01/15-	HNZ (EB2DT)	81	1199	 6PK1070	ALT, (AC)
					 6PK848 ELAST	ALT, (-AC)
					 AP9019	MTR-CODE: EB2DT
1.2 THP 130	01/15-	HNY (EB2DTS)	96	1199	 AP9019	MTR-CODE: EB2DTS
1.2 VTi	03/13-	HMZ (EB2F)	60	1199	 6PK1070	ALT, (AC)
					 6PK848 ELAST	ALT, (-AC)
					 AP9019	
1.4 HDi	06/13-	8HR (DV4C)	50	1398	 6PK800	ALT, (AC)
					 6PK976	ALT, (AC)
					 6PK976K1	ALT, (AC)
					 CT1163	CA
					 CT1163K1	CA
					 AP9019	(-START-STOP)
					 VD1096	
1.6 HDi	03/13-	9HP (DV6DTED)	68	1560	 6PK1020 EXTRA	ALT, (START-STOP)
					 6PK1020 EXTRA K1	ALT, (START-STOP)
					 CT1162	CA
					 CT1162K1	CA
					 CT1162WP1	CA
					 VD1096	⇒09/2013, ⇒ORG-NO 13453
		9HD (DV6CTED)	84	1560	 6PK1020 EXTRA	ALT, (START-STOP)
					 6PK1020 EXTRA K1	ALT, (START-STOP), (AC)
					 CT1162	CA
					 CT1162K1	CA
					 CT1162WP1	CA
					 VD1096	
1.6 VTi	03/13-	5FS (EP6C)	88	1598	 6PK684 ELAST	ALT, (AC)
					 6PK905 EXTRA	ALT, (AC)
					 6PK905 EXTRA K1	ALT, (AC)
					 AP9018	
3008						
1.2	01/15-	HNY (EB2DTS)	96	1199	 AP9019	MTR-CODE: EB2DTS
1.6 BlueHDi 120	05/14-	BHZ (DV6FC)	88	1560	 6PK962	ALT
1.6 HDi	06/09-	9HZ (DV6TED4)	80	1560	 6PK976	ALT
					 6PK976K1	ALT
					 CT1092	CA
					 CT1092K1	CA
					 CT1092WP1	CA
					 AP9013	
					 AP9019	
					 AP9023	
					 AP9042	
					 VD1096	
					 MS08	FOR ART-NO: VD1096
	08/10-	9HR (DV6C)	82	1560	 6PK1020 EXTRA	ALT, (START-STOP)
					 6PK1020 EXTRA K1	ALT, (START-STOP), (AC)
					 6PK976	ALT, (-START-STOP)
					 6PK976K1	ALT
					 CT1162	CA
					 CT1162K1	CA
					 CT1162WP1	CA
					 AP9019	
					 VD1096	
					 MS08	FOR ART-NO: VD1096

					ContiTech	
PEUGEOT						
3008						
	03/13-	9HD (DV6CTED)	84	1560	 6PK1020 EXTRA  6PK1020 EXTRA K1  6PK976  6PK976K1  CT1162  CT1162K1  CT1162WP1  AP9019  VD1096	ALT, (START-STOP) ALT, (START-STOP), (AC) ALT, (-START-STOP) ALT, (-START-STOP) CA CA CA CA MTR-CODE: DV6C, (-START-STOP)
1.6 Turbo	05/14-	5GZ (EP6FDT)	121	1598	 AP9018	MTR-CODE: EP6CDT
1.6 VTi, 1.6 THP	06/09-	EP6, 5FS (EP6C), 5FW (EP6), 5FV (EP6DT), 5FX (EP6DT)	88-115	1598	 6PK905 EXTRA  6PK905 EXTRA K1  AP9018	ALT, (AC) ALT, (AC)
2.0 HDi	06/09-	RHH (DW10CTED4)	120	1997	 6PK1244  CT1140  CT1140K1  AP9019	CA CA
2.0 HDi 150 / BlueHDi 150	06/09-	RHE (DW10CTED4), AHX (DW10FD)	110	1997	 6PK1073 EXTRA  6PK1244  CT1140  CT1140K1  AP9019	MTR-CODE: DW10FD, ALT, (AC), (START-STOP) ALT, MTR-CODE: DW10CTED4 CA, MTR-CODE: DW10CTED4 CA, MTR-CODE: DW10CTED4
2.0 HDi Hybrid4	02/11-	RHC (DW10CTED4)	120	1997	 6PK1080  CT1140  CT1140K1	ALT CA CA
4007 (GP.)						
2.2 HDi	02/07-	4HN (DW12MTED4), 4HK (DW12MTED4)	115	2179	 6PK1743  CT1142  CT1142K1	ALT CA CA
2.4 16V	01/08-	SFZ (4B12-MMC), SFY (4B12-MMC)	125	2360	 6PK2563  AP9080	ALT, ⇨ ORG-NO 12464
4008						
1.6 HDi AWC	05/12-	9HD (DV6C)	84	1560	 6PK955  CT1162  CT1162K1  CT1162WP1  AP9019  VD1096	ALT CA, MTR-CODE: DV6C CA, MTR-CODE: DV6C CA, MTR-CODE: DV6C
1.8 HDi AWC	05/12-		110	1798	 6PK1370  6PK1486	ALT, ORG-NO 13115⇨, 10/2012⇨ ALT, ⇨ ORG-NO 13114, ⇨ 10/2012
2.0 AWC	05/12-	4B11	110	1998	 AP9080	
5008						
1.2	01/15-	HNY (EB2DTS)	96	1199	 AP9019	MTR-CODE: EB2DTS
1.6 16V	09/09-	EP6, 5FS (EP6C), 5FW (EP6), EP6CDT	88-115	1598	 6PK684 ELAST  6PK905 EXTRA  6PK905 EXTRA K1  AP9018	ALT, (AC) ALT, (AC) ALT, (AC)
1.6 HDi	09/09-	9HZ (DV6TED4)	80	1560	 6PK800  6PK976  6PK976K1  CT1092  CT1092K1  CT1092WP1  AP9013  AP9019  AP9023  AP9042  VD1096  MS08	ALT, (AC) ALT, (AC) ALT, (AC) CA CA CA CA FOR ART-NO: VD1096


























































					ContiTech		
PEUGEOT							
5008 	08/10-	9HR (DV6C)	82	1560	 6PK1020 EXTRA	ALT, (START-STOP)	
					 6PK1020 EXTRA K1	ALT, (START-STOP), (AC)	
					 6PK800	ALT, (AC), (-START-STOP)	
					 6PK976	ALT, (AC), (-START-STOP)	
					 6PK976K1	ALT, (AC), (-START-STOP)	
				 CT1162	CA		
				 CT1162K1	CA		
				 CT1162WP1	CA		
				 AP9019			
				 VD1096			
				 MS08	FOR ART-NO: VD1096		
	03/13-	9HD (DV6CTED)	84	1560	 6PK1020 EXTRA	ALT, (START-STOP)	
					 6PK1020 EXTRA K1	ALT, (START-STOP), (AC)	
					 6PK800	ALT, (AC), (-START-STOP)	
					 6PK976	ALT, (AC), (-START-STOP)	
					 6PK976K1	ALT, (AC), (-START-STOP)	
					 CT1162	CA	
					 CT1162K1	CA	
					 CT1162WP1	CA	
					 AP9019	MTR-CODE: DV6C, (-START-STOP)	
					 VD1096		
2.0 HDi	09/09-	RHH (DW10CTED4)	120	1997	 6PK1244	ALT, (AC), MTR-CODE: DW10CTED4	
					 CT1140	CA, MTR-CODE: DW10CTED4	
					 CT1140K1	CA, MTR-CODE: DW10CTED4	
					 AP9019		
2.0 HDi 136 / BlueHDi 136, 2.0 HDi 150 / BlueHDi 150	06/09-	RHD (DW10CTED4), AHV (DW10FD), RHE (DW10CTED4), AHX (DW10FD)	100-110	1997	 6PK1073 EXTRA	MTR-CODE: DW10FD, ALT, (AC), (START-STOP)	
					 6PK1244	ALT	
					 CT1140	CA	
					 CT1140K1	CA	
					 AP9019		
BIPPER (AA_) / BIPPER Tepee							
1.3 HDi 75	10/10-	199 A9.000	55	1248	 6PK1526	ALT, (AC)	
					 6PK1670	ALT, (AC)	
					 AP9035		
					 AP9082		
1.4 HDi	02/08-	8HS (DV4TED)	50	1398	 6PK1352	ALT, (AC)	
					 6PK1710	ALT, (AC)	
					 6PK1710K1	ALT, (AC)	
					 CT1063	CA	
					 CT1063K1	CA	
					 CT1063WP2	CA, MTR-CODE: DV4TED	
					 AP9013		
					 AP9019		
					 VD1096		
					 MS08	FOR ART-NO: VD1096	
BOXER							
2.2 HDi 100	04/06-	4HV (P22DTE)	74	2198	 4PK922 ELAST	PS	
					 4PK922 ELAST T1	PS, (AC)	
					 6PK1670	ALT, (AC)	
					 6PK873 ELAST	ALT, (AC)	
					 6PK873 ELAST T1	ALT, PS, (-AC), 2 BELTS	
					 AP9048		
2.2 HDi 120, 2.2 HDi 130	04/06-	4HU (P22DTE), 4HH (P22DTE)	88-96	2198	 4PK922 ELAST	PS	
					 4PK922 ELAST T1	PS, (AC)	
					 6PK1670	ALT, (AC)	
					 6PK873 ELAST	ALT, (AC)	
					 6PK873 ELAST T1	ALT, PS, (-AC), 2 BELTS	
					 AP9048		
					 VD1098		
2.2 HDi 130	03/11-	4HH (P22DTE)	96	2198	 4PK922 ELAST	PS	
							





























































					ContiTech		
PEUGEOT							
BOXER							
					 4PK922 ELAST T1	PS, (AC)	
					 6PK1642	ALT, (AC), OE-NO 9676553180	
					 6PK1670	ALT, (AC)	
					 6PK873 ELAST	ALT, (-AC)	
					 6PK873 ELAST T1	ALT, PS, (-AC), 2 BELTS	
					 AP9048		
					 VD1098		
3.0 HDi	02/07-		115	2998	 4PK1102 ELAST	AC	
					 6PK1165	ALT	
					 AP9074		
3.0 HDi 160	04/06-	F1CE0481D (F30DT)	116	2999	 4PK1102 ELAST	AC	
					 6PK1165	ALT	
					 AP9074		
					 VD1121		
BOXER (230L, 230P, ZCT_)							
1.9 D	03/94-04/02	D9B (XUD9AU)	51	1905	 AVX10X710	PS, ⇨12/1996	
					 4PK755	PS, 01/1997⇨	
					 6PK1153	ALT, AC	
					 6PK730	ALT	
					 CT1061	CA	
					 CT1061K2	CA	
					 CT1061WP3	CA, 02/1997⇨	
					 VD1086	(-PS)	
					 MS01	FOR ART-NO: VD1086	
1.9 TD	07/99-04/02	XUD9TE	66	1905	 4PK755	PS	
					 6PK1153	ALT, (AC)	
					 6PK730	ALT, (-AC)	
					 CT1061	CA	
					 CT1061K2	CA	
					 VD1086	(-PS)	
					 MS01	FOR ART-NO: VD1086	
	03/94-04/02	D8C (XUD9UTF)	68	1905	 AVX10X650	VACP	
					 AVX10X710	PS, ⇨12/1996	
					 4PK755	PS, 12/1996⇨	
					 6PK1153	ALT, AC	
					 6PK730	ALT	
					 CT1061	CA	
					 CT1061K2	CA	
					 CT1061WP1	CA, ⇨01/1997	
					 CT1061WP3	CA, 02/1997⇨	
					 VD1086	(-PS)	
					 MS01	FOR ART-NO: VD1086	
2.0 4x4	03/96-09/98		80	1998	 AVX10X715	PS, ⇨12/1996	
					 4PK755	PS, 12/1996⇨	
					 6PK1100	ALT, (AC)	
					 6PK698	ALT, (-AC)	
					 CT865	CA	
					 CT865K1	CA	
2.0 i	03/94-04/02	RFW (XU10J2)	80	1998	 AVX10X710	PS, ⇨12/1996	
					 4PK755	PS, 01/1997⇨	
					 6PK1095	ALT, AC	
					 6PK698	ALT	
					 CT865	CA	
					 CT865K1	CA	
2.5 D	03/94-04/02	T9A (DJ5)	63	2446	 3PK866	WP, 06/1996⇨	
					 4PK866	WP, ⇨05/1996	
					 6PK1015	ALT, PS	
					 6PK800	ALT, (-PS)	
					 6PK915	AC	
					 CT891	CA	
					 CT891K1	CA	

































































					ContiTech	
PEUGEOT						
BOXER (230L, 230P, ZCT_)						
 2.5 DT	10/97-11/01		62	2499	 5PK1080  6PK890  CT1038  CT1038K1  CT1038K2  AP9038	AC ALT CA CA CA CA
2.5 TDI, 2.5 TDI 4x4	01/97-04/02	THX (DJ5TED)	79	2446	 3PK945  6PK1015  6PK800  6PK915  CT951  CT951K1	WP ALT, PS ALT, (-PS) AC CA CA
2.8 HDi, 2.8 HDi 4x4	10/00-04/02	8140.43S (F28DTCR)	94	2798	 5PK1100  6PK948  6PK995  6PK995D1  CT1038  CT1038K1  CT1038K2  AP9038  VD1062  MS27	AC ALT, PS, (MANL) ALT, PS, (AUTOM) ALT, (AUTOM) CA CA CA CA (-AC) FOR ART-NO: VD1062
BOXER (244, Z_)						
2.0	04/02-	RFL (XU10J2U)	81	1998	 4PK755  6PK1100  6PK698  CT865  CT865K1	PS ALT, AC ALT, (-AC) CA CA
2.0 HDi	04/02-	RHV (DW10UTD), RHV (DW10TD)	62	1997	 4PK755  6PK1185  6PK1468  6PK1468D1  6PK875  CT987  CT987K1  CT987WP1  AP9013  AP9019  AP9023  AP9038  AP9042  VD1080  MS02	PS ALT, AC ALT, PS, (-AC), ⇨05/2004 MTR-CODE: DW10TD, ⇨04/2004, ALT, PS, (-AC) ALT, (-AC), 06/2004⇨ CA CA CA (-AC) FOR ART-NO: VD1080
2.2 HDi	04/02-	4HY (DW12UTED)	74	2179	 4PK755  6PK1185  6PK1468  6PK1468D1  6PK875  CT1100  CT1100K2  AP9013  AP9019  AP9023  AP9038  AP9042  VD1080  MS02	PS ALT, AC ALT, PS, (-AC), ⇨05/2004 MTR-CODE: DW12TED, ALT, PS, (-AC) ALT, (-AC), 06/2004⇨ CA CA, 04/2004⇨ (-AC) FOR ART-NO: VD1080
2.5 D	03/94-04/02	T9A (DJ5)	63	2446	 3PK866  4PK866  6PK1015  6PK800	WP, 06/1996⇨ WP, ⇨05/1996 ALT, (PS) ALT, (-PS)
						





































































					ContiTech	
PEUGEOT						
BOXER (244, Z)						
					 6PK915 AC  6PK915 VACP, ⇨ 11/1995  CT891 CA  CT891K1 CA	
2.8 HDi	04/04-	8140.43N	107	2798	 5PK1100 AC  6PK948 ALT, PS, (MANL)  6PK995 ALT, PS, (AUTOM)  CT1038 CA  CT1038K1 CA  CT1038K2 CA  AP9038  VD1062 (-AC)  MS27 FOR ART-NO: VD1062	
2.8 HDi, 2.8 HDi 4x4	04/02-	8140.43S (F28DTCR)	94	2798	 5PK1100 AC  6PK948 ALT, PS, (MANL)  6PK995 ALT, PS, (AUTOM)  6PK995D1 ALT, (AUTOM)  CT1038 CA  CT1038K1 CA  CT1038K2 CA  AP9038  VD1062 (-AC)  MS27 FOR ART-NO: VD1062	
EXPERT (222)						
2.0 HDi	07/00-	RHX (DW10BTED)	69	1997	 6PK1468 ALT, (-AC)  6PK1468D1 ALT, (-AC), ⇨ ORG-NO 09519  6PK1468K1 ALT, (-AC)  6PK1740 ALT, (AC), (SANDEN)  6PK1740D1 ALT, (AC), (SANDEN), ⇨ ORG-NO 09519  6PK1740K1 ALT, (AC), (SANDEN)  6PK1750 ALT, (AC), (DELPHI)  6PK1750D2 ALT, (AC), (DELPHI), ⇨ ORG-NO 09519  CT987 CA, MTR-CODE: DW10BTED  CT987K1 CA, MTR-CODE: DW10BTED, ORG-NO 09868⇨  CT987K2 CA, MTR-CODE: DW10BTED, ⇨ ORG-NO 09867  CT987WP1 CA, MTR-CODE: DW10BTED, ORG-NO 09868⇨  CT987WP2 CA, MTR-CODE: DW10BTED, ⇨ ORG-NO 09867  AP9019  AP9023  AP9038  AP9042  VD1080 ⇨ ORG-NO 09519  VD1095 ORG-NO 09520⇨  MS01 FOR ART-NO: VD1080, VD1095	
EXPERT (222, 223, 224)						
1.6	02/96-	222A2 (1580 SPI)	58	1581	 AVX10X675 PS  4PK900 AC  6PK894 ALT, (-AC)  6PK923 ALT, (AC)  CT605 CA  CT605K1 CA	
1.8	10/96-09/00	LFZ (XU7JP)	74	1761	 6PK1070 ALT, (AC), FOR ALT: 70A  6PK1080 ALT, (-AC), FOR ALT: 90A  6PK1080K2 ALT, (-AC), FOR ALT: 90A, ⇨ 06/1998, ⇨ ORG-NO 07904  6PK1660 ALT, (AC)  CT754 CA  CT754K1 CA  CT754WP1 CA	
1.9 D, 1.9 D 70	12/98-	WJZ (DW8), WJY (DW8B)	51	1868	 6PK1045 ALT, (-PS), (AC)  6PK1045K3 ALT, (-PS), (AC), MTR-CODE: DW8	



























































					ContiTech	
---	---	---	---	---	-----------	---
































































PEUGEOT						
EXPERT (222, 223, 224)						
					 6PK1390	ALT, (PS), (-AC), ⇨ 10/1999
					 6PK1390K1	ALT, (PS), (-AC), ⇨ ORG-NO 08374, MTR-CODE: DW8, ⇨ 10/1999
					 6PK1440	ALT, (PS), (-AC), 11/1999⇨
					 6PK1440K1	ALT, (PS), (-AC), 11/1999⇨
					 6PK1680	ALT, (PS), (AC), 11/2002⇨
					 6PK1750	ALT, (PS), (AC), ⇨ 10/2002
					 6PK1750D2	MTR-CODE: DW8B, ALT, (PS), (AC), ⇨ ORG-NO 10177, ⇨ 10/2002
					 6PK1750K3	ALT, (PS), (AC), ⇨ 10/2002
					 6PK858	ALT, (-PS), (-AC)
					 CT986	CA
					 CT986K2	CA
					 CT986WP2	CA
					 AP9013	
					 AP9019	
					 AP9023	
					 AP9042	
					 VD1080	(AC), ⇨ ORG-NO 10177, MTR-CODE: DW8B
					 VD1095	(AC), ORG-NO 10178⇨, MTR-CODE: DW8B
					 VD1097	MTR-CODE: DW8
					 VD1097	(-AC), ⇨ ORG-NO 09894, MTR-CODE: DW8B
1.9 D, 1.9 TD	02/96-	D9B (XUD9AU), DHX (XUD9TE)	51-66	1905	 MS02	FOR ART-NO: VD1080, VD1095
					 MS12	FOR ART-NO: VD1097, MTR-CODE: DW8, ⇨ ORG-NO 08147
					 MS14	MTR-CODE: DW8B, FOR ART-NO: VD1097
					 MS14	FOR ART-NO: VD1097, MTR-CODE: DW8, ORG-NO 08148⇨
					 AVX10X650	VACP
					 6PK1110	ALT, PS, (-AC)
					 6PK1165	ALT, AC, (-PS)
					 6PK1740	ALT, PS, AC
					 6PK1740K2	ALT, PS, AC
					 6PK730	ALT
					 CT1061	CA
					 CT1061K2	CA
					 CT1061WP1	CA, ⇨ 01/1997
					 CT1061WP3	CA, 02/1997⇨
					 VD1086	
					 MS01	FOR ART-NO: VD1086
2.0	07/00-	RFN (EW10J4)	100	1997	 6PK1185	ALT, PS, (-AC)
					 6PK1710	ALT, PS, AC
					 6PK1710K2	ALT, PS, (AC), ⇨ 11/2005, ⇨ ORG-NO 10613
					 CT1110	CA, 11/2006⇨
					 CT1110K2	CA, 11/2006⇨
					 CT1138	CA, ⇨ 10/2006
					 CT1138K1	CA, ⇨ 10/2006
					 CT1138WP1	CA, ⇨ 10/2006
2.0 HDI	07/00-	RHZ (DW10ATED), RHZ (DW10BTED), RHZ (DW10CTED)	80	1997	 6PK1468	ALT, (-AC)
					 6PK1468D1	ALT, (AC), ⇨ ORG-NO 09519
					 6PK1468K1	ALT, (-AC)
					 6PK1740	ALT, (AC), (SANDEN)
					 6PK1740D1	ALT, (AC), (SANDEN), ⇨ ORG-NO 09519
					 6PK1740K1	ALT, (AC), (SANDEN)
					 6PK1750	ALT, (AC), (DELPHI)
					 6PK1750D2	ALT, (AC), (DELPHI), ⇨ ORG-NO 09519
					 CT1063	CA, MTR-CODE: DW10ATED4, 11/2003⇨, ⇨ 04/2004
					 CT1063K2	CA, MTR-CODE: DW10ATED4, ⇨ ORG-NO 10010
					 CT1063K3	CA, MTR-CODE: DW10ATED4, ORG-NO 10011⇨
						

					ContiTech	
PEUGEOT						
EXPERT (222, 223, 224)						
					 CT1063WP1  CT987  CT987K1  CT987K2  CT987WP1  CT987WP2  AP9019  AP9023  AP9038  AP9042  VD1080  MS01	CA, MTR-CODE: DW10ATED4, ⇨ ORG-NO 10010 CA, MTR-CODE: DW10ATED CA, MTR-CODE: DW10ATED, ⇨ ORG-NO 08560 CA, MTR-CODE: DW10ATED, ORG-NO 08561 ⇨ CA, MTR-CODE: DW10ATED, ⇨ ORG-NO 08560 CA, MTR-CODE: DW10ATED, ORG-NO 08561 ⇨ FOR ART-NO: VD1080
		RHW (DW10ATED4)	80	1997	 6PK1468  6PK1468D1  6PK1468K1  6PK1740  6PK1740D1  6PK1740K1  CT1063  CT1063K2  CT1063K3  CT1063WP1  AP9013  AP9019  AP9023  AP9042  VD1080  VD1095  MS02	ALT, (-AC) MTR-CODE: DW10ATED4, ALT, (-AC), ⇨ ORG-NO 09519 ALT, (-AC) ALT, (AC) MTR-CODE: DW10ATED4, ALT, (AC), ⇨ ORG-NO 09519 ALT, (AC) CA, MTR-CODE: DW10ATED4, 11/2003⇨, ⇨ 04/2004 CA, MTR-CODE: DW10ATED4, ⇨ ORG-NO 10010 CA, MTR-CODE: DW10ATED4, ORG-NO 10011⇨ CA, MTR-CODE: DW10ATED4, ⇨ ORG-NO 10010 ⇨ ORG-NO 09519 ORG-NO 09520⇨ FOR ART-NO: VD1080, VD1095
2.0 HDi 16V	07/00-	RHW (DW10ATED4)	80	1997	 6PK1468  6PK1468D1  6PK1468K1  6PK1740  6PK1740D1  6PK1740K1  CT1063  CT1063K2  CT1063K3  CT1063WP1  AP9013  AP9019  AP9023  AP9038  AP9042  VD1080  VD1095  MS02	ALT, (-AC) MTR-CODE: DW10ATED4, ALT, (-AC), ⇨ ORG-NO 09519 ALT, (-AC) ALT, (AC) MTR-CODE: DW10ATED4, ALT, (AC), ⇨ ORG-NO 09519 ALT, (AC) CA, MTR-CODE: DW10ATED4, 11/2003⇨, ⇨ 04/2004 CA, MTR-CODE: DW10ATED4, ⇨ ORG-NO 10010 CA, MTR-CODE: DW10ATED4, ORG-NO 10011⇨ CA, MTR-CODE: DW10ATED4, ⇨ ORG-NO 10010 ⇨ ORG-NO 09519 ORG-NO 09520⇨ FOR ART-NO: VD1080, VD1095
EXPERT (224) 2.0 HDi	10/00-11/03	RHX (DW10BTED)	69	1997	 6PK1468  6PK1468D1  6PK1468K1  6PK1740  6PK1740D1  6PK1740K1  6PK1750	ALT, (-AC) ALT, (-AC), ⇨ ORG-NO 09519 ALT, (-AC) ALT, (AC), (SANDEN) ALT, (AC), (SANDEN), ⇨ ORG-NO 09519 ALT, (AC), (SANDEN) ALT, (AC), (DELPHI)

					ContiTech		
PEUGEOT							
EXPERT (224)							
					 6PK1750D2  CT987  CT987K1  CT987K2  CT987WP1  CT987WP2  AP9013  AP9019  AP9023  AP9042  VD1080  VD1095  MS01	ALT, (AC), (DELPHI), ⇨ORG-NO 09519 CA, MTR-CODE: DW10BTED CA, MTR-CODE: DW10BTED, ORG-NO 09868⇨ CA, MTR-CODE: DW10BTED, ⇨ORG-NO 09867 CA, MTR-CODE: DW10BTED, ORG-NO 09868⇨ CA, MTR-CODE: DW10BTED, ⇨ORG-NO 09867 ⇨ORG-NO 09519 ORG-NO 09520⇨ FOR ART-NO: VD1080, VD1095	
EXPERT (VF3A_, VF3U_, VF3V_, VF3X_)							
1.6 HDi 90 16V	01/07-	9HU (DV6UTED4)	66	1560	 6PK1352  6PK1710  CT1092  CT1092K1  CT1092WP1  AP9013  AP9019  AP9023  AP9042  VD1096  MS08	ALT, (AC) ALT, (AC) CA CA CA FOR ART-NO: VD1096	
1.6 HDi 90 8V	01/07-	9HM (DV6UC), 9HH (DV6DUM)	66	1560	 6PK1352  6PK1710  CT1162  CT1162K1  CT1162WP1  VD1096	ALT, (AC) ALT, (AC) CA CA CA	
2.0 16V	01/07-	RFJ (EW10A), RFH (EW10A)	103	1997	 6PK1000  CT1110  CT1110K1	ALT CA CA	
2.0 HDi 120	01/07-	RHK (DW10UTED4), RHR (DW10BTED4)	88-100	1997	 6PK1217  6PK1217K1  CT1091  CT1091K1  CT1091WP1  AP9013  AP9019  AP9023  AP9040  AP9042	ALT, AC ALT, AC CA CA CA	
2.0 HDi 130	03/11-	AHZ (DW10CD)	94	1997	 6PK1244  CT1140  CT1140K1  AP9019  AP9023  AP9040  AP9042	ALT, 07/2011⇨ CA, 07/2011⇨ CA, 07/2011⇨	
J9 Platform/Chassis							
2.5 D	07/82-06/87	XD3P	53	2497	 AVX10X1025  AVX10X1225  AVX10X1300  AVX10X600  AVX10X650  AVX10X850  AVX10X888  AVX10X888	FAN PS, CH-NO 4110952⇨ PS, ⇨CH-NO 4110951 VACP, 05/1984⇨ VACP, ⇨05/1984 ALT, (BOSCH), 08/1983⇨ ALT, (<> Bosch), ⇨07/1983 ALT, 08/1983⇨	

					ContiTech	
PEUGEOT						
PARTNER  1.6	04/08-	NFR (TU5JP4B)	66	1587	 6PK1205 ALT, (AC)  6PK1698 ALT, (AC)  CT1065 CA  CT1065K3 CA  CT1065WP2 CA	
		NFU (TU5JP4)	80	1587	 6PK1205 ALT, (AC)  6PK1698 ALT, (AC)  CT1065 CA  CT1065K3 CA  CT1065WP2 CA  VD1100	
	04/10-	5FS (EP6C)	88	1598	 6PK684 ELAST ALT, (AC)  6PK905 EXTRA ALT, (AC)  6PK905 EXTRA K1 ALT, (AC)  AP9018	
	03/13-	9HF (DV6DTE4)	66	1560	 AP9019 (START-STOP)	
	04/08-	9HZ (DV6TED4)	80	1560	 6PK1345 ALT, (AC), ⇄ORG-NO 10570  6PK1360 ALT, (AC), ORG-NO 10571⇄  6PK1705 ALT, AC, ⇄ORG-NO 10570  6PK1710 ALT, AC, ORG-NO 10571⇄  CT1092 MTR-CODE: DV6ATED4, DV6TED4, CA  CT1092K1 MTR-CODE: DV6ATED4, DV6TED4, CA  CT1092WP1 MTR-CODE: DV6ATED4, DV6TED4, CA  AP9013  AP9019  AP9023  AP9040  AP9042  VD1096  MS08 FOR ART-NO: VD1096	
1.6 HDi	08/10-	9HL (DV6C)	82-84	1560	 6PK800 ALT, (AC)  6PK976 ALT, (AC)  6PK976K1 ALT, (AC)  CT1162 CA  CT1162K1 CA  CT1162WP1 CA  AP9019  VD1096  MS08 FOR ART-NO: VD1096	
	04/08-	9HX (DV6ATED4), 9HS (DV6TED4BU)	66	1560	 6PK1345 ALT, (AC), ⇄ORG-NO 10570, MTR-CODE: DV6ATED4  6PK1352 ALT, (AC), ORG-NO 10571⇄, MTR-CODE: DV6ATED4  6PK1705 ALT, (AC), ⇄ORG-NO 10570, MTR-CODE: DV6ATED4  6PK1710 ALT, (AC), ORG-NO 10571⇄, MTR-CODE: DV6ATED4  6PK1710K1 ALT, (AC)  CT1092 CA  CT1092K1 CA  CT1092WP1 CA  AP9013  AP9019  AP9023  AP9040  AP9042  VD1096  MS08 FOR ART-NO: VD1096	
1.6 HDi 16V	04/12-	9HX (DV6ATED4), 9HS (DV6TED4BU)	66	1560	 6PK1352 ALT, (AC)  6PK1710 ALT, (AC)  6PK1710K1 ALT, (AC)  CT1092 CA  CT1092K1 CA  CT1092WP1 CA  VD1096	

					ContiTech	
PEUGEOT						
PARTNER  1.6 HDi 90	04/10-	9HP (DV6DTED)	68	1560	 6PK1020 EXTRA  6PK1020 EXTRA K1  6PK800  6PK976  6PK976K1  CT1162  CT1162K1  CT1162WP1  AP9019  VD1096	ALT, (START-STOP) ALT, (AC), (START-STOP) ALT, (AC), (-START-STOP) ALT, (AC), (-START-STOP) ALT, (AC), (-START-STOP) CA CA CA
	1.6 HDi, 1.6 HDi 16V	04/08- 9HT (DV6BTED4), 9HW (DV6BTED4), 9HN (DV6ETED4), 9HX (DV6ATED4), 9HV (DV6TED4)	55-66	1560	 6PK1352  6PK1710  6PK1710K1  CT1092  CT1092K1  CT1092WP1  AP9013  AP9019  AP9023  AP9040  AP9042  VD1096  MS08	ALT, (AC) ALT, (AC) ALT, (AC) CA CA CA CA FOR ART-NO: VD1096
PARTNER (5, 5F) 1.1	06/96-	HDZ (TU1M)	44	1124	 AVX10X710  4PK855  5PK725  5PK805  5PK860  5PK880  6PK1560  6PK1560K1  6PK1564  CT1066  CT1066K1  CT1066WP1  CT718  CT718K1  CT718WP1	ALT, (-PS), (-AC), OE-NO 5750.73 ALT, (PS), (-AC) ALT, (-PS), (-AC), OE-NO 5750.P5 ALT, (-PS), (AC) PS, (-AC), ORG-NO 09024⇒, 08/2001⇒ PS, (-AC), ⇒ORG-NO 09023, ⇒07/2001 ALT, (PS), (AC), ⇒10/2005 ALT, (PS), (AC), ⇒10/2005 ALT, (PS), (AC), 10/2005⇒ CA, 07/2001⇒, MTR-NO 3762434⇒, ORG-NO 09009⇒, MTR-CODE: TU1M CA, 07/2001⇒, MTR-NO 3762434⇒, ORG-NO 09009⇒, MTR-CODE: TU1M CA, 07/2001⇒, MTR-NO 3762434⇒, ORG-NO 09009⇒, MTR-CODE: TU1M CA, MTR-CODE: TU1M, ⇒07/2001, ⇒MTR-NO 3762433, ⇒ORG-NO 09008 CA, MTR-CODE: TU1M, ⇒07/2001, ⇒MTR-NO 3762433, ⇒ORG-NO 09008 CA, MTR-CODE: TU1M, ⇒07/2001, ⇒MTR-NO 3762433, ⇒ORG-NO 09008
1.4	11/02-10/06	KFW (TU3JP)	54	1360	 5PK805  6PK1453  6PK1453K1  6PK1560  6PK1560K1  6PK1564  6PK1564K1  CT1067  CT1067K1  CT1067WP1  CT607  CT607K1  CT607WP1	AC, (-PS) ALT, (PS), (-AC), 11/2002⇒ ALT, (PS), (-AC), 11/2002⇒ ALT, (PS), (AC), 11/2002⇒, ⇒10/2005, ⇒ORG-NO 10562, (Ranch, Partner) ALT, (PS), (AC), 11/2002⇒, ⇒10/2005, ⇒ORG-NO 10562, (Ranch, Partner) ALT, (PS), (AC), 10/2005⇒, ORG-NO 10563⇒ ALT, (PS), (AC), 10/2005⇒, ORG-NO 10563⇒ CA, MTR-NO 3666766⇒ CA, MTR-NO 3666766⇒ CA, MTR-NO 3666766⇒ CA, ⇒MTR-NO 3666765 CA, ⇒MTR-NO 3666765 CA, ⇒MTR-NO 3666765

					ContiTech		
PEUGEOT							
PARTNER (5, 5F)							
	06/96-	KFX (TU3JP), TU32	55	1360	 VD1100		
					 AVX10X710	ALT, (-PS), (-AC), ⇨ 10/2002	
					 4PK855	ALT, (PS), ⇨ 10/2002	
					 4PK855	ALT, (AC), ⇨ 10/2002	
					 5PK1219	PS, AC, ORG-NO 08722⇨, 10/2000⇨, ⇨ 10/2002	
					 5PK1255	PS, AC, ⇨ ORG-NO 08721, ⇨ 09/2000	
					 5PK725	ALT, (-PS), (-AC), ⇨ 10/2002	
					 5PK805	AC, (-PS)	
					 5PK860	PS, (-AC), ORG-NO 09024⇨, 08/2001⇨, ⇨ 10/2002	
					 5PK880	PS, (-AC), ⇨ ORG-NO 09023, ⇨ 07/2001	
 6PK1453	ALT, (PS), (-AC), 11/2002⇨						
 6PK1453K1	ALT, (PS), (-AC), 11/2002⇨						
 6PK1560	ALT, (PS), (AC), 11/2002⇨, ⇨ 10/2005, ⇨ ORG-NO 10562, (Ranch, Partmer)						
 6PK1560K1	ALT, (PS), (AC), 11/2002⇨, ⇨ 10/2005, ⇨ ORG-NO 10562, (Ranch, Partner)						
 6PK1564	ALT, (PS), (AC), 10/2005⇨, ORG-NO 10563⇨						
 6PK1564K1	ALT, (PS), (AC), 10/2005⇨, ORG-NO 10563⇨						
 CT1067	CA, MTR-NO 3666766⇨						
 CT1067K1	CA, MTR-NO 3666766⇨						
 CT1067WP1	CA, MTR-NO 3666766⇨						
 CT607	CA, ⇨ MTR-NO 3666765						
 CT607K1	CA, ⇨ MTR-NO 3666765						
 CT607WP1	CA, ⇨ MTR-NO 3666765						
 VD1100							
		KFX (TU3JP), TU32, KFW (TU3JP)	55	1360	 AVX10X710	ALT, (-PS), (-AC), ⇨ 10/2002	
					 4PK855	ALT, (PS), ⇨ 10/2002	
					 4PK855	ALT, (AC), ⇨ 10/2002	
					 5PK1219	PS, AC, ORG-NO 08722⇨, 10/2000⇨, ⇨ 10/2002	
					 5PK1255	PS, AC, ⇨ ORG-NO 08721, ⇨ 09/2000	
					 5PK725	ALT, (-PS), (-AC), ⇨ 10/2002	
					 5PK805	AC, (-PS)	
					 5PK860	PS, (-AC), ORG-NO 09024⇨, 08/2001⇨, ⇨ 10/2002	
					 5PK880	PS, (-AC), ⇨ ORG-NO 09023, ⇨ 07/2001	
					 6PK1453	ALT, (PS), (-AC), 11/2002⇨	
 6PK1453K1	ALT, (PS), (-AC), 11/2002⇨						
 6PK1560	ALT, (PS), (AC), 11/2002⇨, ⇨ 10/2005						
 6PK1560K1	ALT, (PS), (AC), 11/2002⇨, ⇨ 10/2005						
 6PK1564	ALT, (PS), (AC), 10/2005⇨						
 CT1067	CA, MTR-NO 3666766⇨						
 CT1067K1	CA, MTR-NO 3666766⇨						
 CT1067WP1	CA, MTR-NO 3666766⇨						
 CT607	CA, ⇨ MTR-NO 3666765						
 CT607K1	CA, ⇨ MTR-NO 3666765						
 CT607WP1	CA, ⇨ MTR-NO 3666765						
 VD1100							
1.6	09/00-10/02	NFU (TU5JP4)	80	1587	 6PK1205	ALT, (AC)	
					 6PK1698	ALT, (AC)	
					 CT1065	MTR-CODE: TU5JP4, CA	
					 CT1065K3	MTR-CODE: TU5JP4, CA	
					 CT1065WP2	MTR-CODE: TU5JP4, CA	
1.6 16V	07/01-	NFU (TU5JP4)	80	1587	 4PK855	ALT, ⇨ 10/2002	
					 5PK1255	PS, (AC), ⇨ 10/2002	
					 5PK860	PS, (-AC), 08/2001⇨, ⇨ 10/2002	
					 6PK1453	ALT, PS, (-AC), 11/2002⇨	
					 6PK1453K1	ALT, PS, (-AC), 11/2002⇨	
					 6PK1560	ALT, PS, AC, 11/2002⇨, ⇨ 10/2005, ⇨ ORG-NO 10562	
					6PK1560K1	ALT, PS, AC, 11/2002⇨, ⇨ 10/2005, ⇨ ORG-NO 10562	
					6PK1564	ALT, (AC), 10/2005⇨, ORG-NO 10563⇨	
							



ContiTech



PEUGEOT

PARTNER (5, 5F)



1.6 HDi 75

02/06-

9HW (DV6BTED4)

55

1560



6PK1564K1

ALT, (AC), 10/2005⇒, ORG-NO 10563⇒



CT1065

CA



CT1065K1

CA, ⇒MTR-NO 1806404



CT1065K3

CA, MTR-NO 1806405⇒



CT1065WP1

CA, ⇒MTR-NO 1806404



CT1065WP2

CA, MTR-NO 1806405⇒



VD1100

(M59), MTR-CODE: TU5JP4

1.6 HDi 75

02/06-

9HW (DV6BTED4)

55

1560



6PK1352

ALT, (AC)



6PK1710

ALT, (AC)



6PK1710K1

ALT, (AC)



CT1092

CA



CT1092K1

CA



CT1092WP1

CA



AP9013



AP9019



AP9023



AP9042



VD1096



MS08

FOR ART-NO: VD1096

1.6 HDi 90

02/06-

9HX (DV6ATED4)

66

1560



6PK1352

ALT, (AC)



6PK1710

ALT, (AC)



6PK1710K1

ALT, (AC)



CT1092

CA



CT1092K1

CA



CT1092WP1

CA



AP9013



AP9019



AP9023



AP9040



AP9042



VD1096



MS08

FOR ART-NO: VD1096

1.8

05/97-

LFX (XU7JB)

66

1761



6PK1080

ALT, PS, (AC)



6PK1080K2

ALT, PS, (AC)



6PK1660

ALT, PS, AC



6PK751

ALT, (-PS), (AC)



CT754

CA



CT754K1

CA



CT754WP1

CA

1.8 D

06/96-

A9A (XUD7)

43

1769



6PK1110

ALT, PS, (AC)



6PK1165

ALT, AC, (-PS)



6PK1740

ALT, PS, AC



6PK1740K2

ALT, PS, AC



6PK730

ALT, (-PS), (AC)



CT1061

CA



CT1061K2

CA



CT1061WP1

CA, ⇒01/1997



CT1061WP3

CA, 02/1997⇒



VD1086



MS01

FOR ART-NO: VD1086

1.9 D

06/96-

WJZ (DW8), WJY
(DW8B)

51

1868



6PK1045

ALT, (-PS), (AC)



6PK1045K3

ALT, (-PS), (AC)



6PK1390

ALT, (PS), (-AC), ⇒10/1999



6PK1390K1

ALT, (PS), (-AC), MTR-CODE: DW8, ⇒ORG-NO 08399,
⇒10/1999

6PK1440

ALT, (PS), (-AC), 11/1999⇒



6PK1440K1

ALT, (PS), (-AC), 11/1999⇒



6PK1680

ALT, (PS), (AC), 11/2002⇒
































































6PK1750





















































ALT, (PS), (AC), ⇒10/2002



6PK1750D2

MTR-CODE: DW8, ALT, (PS), (AC), ORG-NO 09377⇒,
⇒10/2002

					ContiTech	
PEUGEOT						
PARTNER (5, 5F)						
					 6PK1750D2  6PK1750K3  6PK869  CT986  CT986K2  AP9013  AP9019  AP9023  AP9042  VD1080  VD1080  VD1095  VD1095  VD1097  VD1097  MS01  MS02  MS12  MS14  MS14	MTR-CODE: DW8B, ALT, (PS), (AC), ⇨ ORG-NO 10177, ⇨ 10/2002 ALT, (PS), (AC), ⇨ 10/2002 ALT, (-PS), (-AC) CA CA (AC), ORG-NO 09154⇨, ⇨ ORG-NO 11892 (AC), (M59), ⇨ ORG-NO 10177 (AC), (M59), ORG-NO 10178⇨ (AC), ORG-NO 11893⇨ (AC), ⇨ ORG-NO 09154 (-AC) FOR ART-NO: VD1080, ⇨ ORG-NO 08147, MTR-CODE: DW8 FOR ART-NO: VD1080, ORG-NO 08148⇨, MTR-CODE: DW8 FOR ART-NO: VD1097, ⇨ ORG-NO 08147, MTR-CODE: DW8 FOR ART-NO: VD1080, VD1095, VD1097, MTR-CODE: DW8B FOR ART-NO: VD1097, ORG-NO 08148⇨, MTR-CODE: DW8
	05/96-	DJY (XUD9A)	50-51	1905	 6PK1110  6PK1165  6PK1740  6PK1740K2  6PK730  CT1061  CT1061K2  CT1061WP1  CT1061WP3  VD1086  MS01	ALT, PS ALT, AC ALT, PS, AC ALT, PS, AC ALT CA CA CA, ⇨ 01/1997 CA, 02/1997⇨ MTR-CODE: XUD9 FOR ART-NO: VD1086
1.9 D 4x4	04/04-08/05	WJY (DW8B)	51	1868	 6PK1045  6PK1045K3  6PK1440  6PK1440K1  6PK1680  6PK869  CT986  CT986K2  AP9013  AP9019  AP9023  AP9042  VD1080  VD1095  MS14	ALT, AC, (-PS) ALT, AC, (-PS) ALT, PS, (-AC), 11/1999⇨ ALT, PS, (-AC), 11/1999⇨ ALT, PS, AC, 11/2002⇨ ALT, (-PS), (-AC) CA CA ⇨ ORG-NO 10177 ORG-NO 10178⇨ FOR ART-NO: VD1080, VD1095
2.0 HDI	02/00-	RHY (DW10TD)	66	1997	 6PK1468  6PK1468D1  6PK1468K1  6PK1740  6PK1740D1  6PK1740K1  6PK1750  6PK1750D2	ALT, (AC) ALT, (AC), ⇨ ORG-NO 10179 ALT, (AC) ALT, (AC), 11/2002⇨ ALT, (AC), CH-NO 11.2002⇨, ⇨ ORG-NO 10179 ALT, (AC), 11/2002⇨ ALT, (AC), ⇨ 10/2002 ALT, (AC), ⇨ 10/2002

					ContiTech	
PEUGEOT						
PARTNER (5, 5F)						
					 6PK1750K1  CT987  CT987K1  CT987K2  CT987WP1  CT987WP2  AP9013  AP9019  AP9023  AP9042  VD1080  MS02	ALT, (AC), ⇨ 10/2002 CA CA, ⇨ ORG-NO 8735 CA, ORG-NO 8736⇨ CA, ⇨ ORG-NO 8735 CA, ORG-NO 8736⇨ ⇨ ORG-NO 10179 FOR ART-NO: VD1095
RCZ						
1.6 16V, 1.6 THP 270	03/10-	EP6CDT, EP6CDTX, 5FG (EP6CDTR)	115- 199	1598	 6PK905 EXTRA  6PK905 EXTRA K1  AP9018	ALT, (AC) ALT, (AC)
2.0 HDi	03/10-	RHH (DW10CTED4)	120	1997	 6PK1244  CT1140  CT1140K1  AP9019	ALT CA CA
PIAGGIO						
PORTER						
1.2 D	05/95-	LDW1204	26	1221	 AVX10X775	
1.4 D	04/98-	LDW1404	28	1371	 AVX10X775	
PORSCHE						
911 (991)						
3.4 Carrera, 3.4 Carrera 4	03/12-	MA1.04	257	3436	 AP9074	
3.8 Carrera 4S, 3.8 Carrera 4S / 4 GTS	03/12-	MA1.03	294- 316	3800	 AP9074	
911 (996)						
3.4 Carrera, 3.4 Carrera 4	09/97-09/01	M 96.01, M 96.04	221	3387	 6PK1930  6PK2115	ALT, (AC) ALT, (AC)
911 (997)						
3.6 Turbo	03/06-12/09	M 97.70	353	3600	 6PK2285	ALT
3.8 Carrera S, 3.8 Carrera 4S	07/04-12/08	M 97.01	261	3824	 6PK2115	ALT
924						
2.0	11/75-08/89	XJ, XK	92	1984	 AVX10X888  AVX10X888  AVX10X900  CT637  CT637K1	ALT, 01/1981⇨ ALT, JP, i $\frac{1}{2}$ 61 mm, ⇨ 12/1980 ALT, JP, i $\frac{1}{2}$ 66 mm, ⇨ 12/1980 CA CA
BOXSTER (981)						
S 3.4	04/12-	MA1.23	232	3436	 AP9074	
BOXSTER (986)						
2.5	09/96-08/99	M 96.20	150	2480	 6PK1930  6PK2115	ALT, PS ALT, PS, AC
2.7	08/99-07/02	M 96.22	162	2687	 6PK1930  6PK2115	ALT, (AC) ALT, (AC)
S 3.2	08/99-07/02	M 96.21	185	3179	 6PK1930  6PK2115	ALT, (AC) ALT, (AC)
BOXSTER (987)						
2.7	11/04-12/09	M 96.25, M 97.20	176- 180	2687	 6PK2115	ALT
S 3.2	11/04-12/06	M 96.26	206	3179	 6PK2115	ALT
CAYENNE						
3.0 Diesel	06/11-	MCR.CA, MCR.C	180	2967	 6PK2523	ALT
	06/10-	M 05.9E, MCN.RB	176	2967	 6PK2475	ALT
4.8 GTS	06/12-	M 48.02	309	4806	 7DPK2880	
CAYENNE (955)						
3.0 TDI	02/09-09/10	M 05.9D	176	2967	 6PK2475	ALT



					ContiTech	
---	---	---	---	---	------------------	---

PORSCHE

CAYENNE (955)						
↔ 3.2	10/03-09/07	M02.2Y	184	3189	∞	7DPK2074 ALT
3.6	02/07-09/10	M 55.01	213	3598	∞	7DPK2074 ALT
GTS 4.8	10/07-09/10	M 48.01	298	4806	∞	7DPK2880
S 4.5	09/02-09/07	M 48.00	250	4511	∞	7DPK2950 ALT
S 4.8	02/07-09/10	M 48.01	283	4806	∞	7DPK2880
Turbo 4.5	09/02-09/07	M 48.50	331	4511	∞	7DPK2950 ALT
CAYMAN (981)						
S 3.4	03/13-	MA1.23	239	3436	⊙	AP9074
CAYMAN (987)						
2.7	07/06-12/09	M 97.20	180	2687	∞	6PK2115 ALT
S 3.4	11/05-12/09	M 97.21	217	3387	∞	6PK2115 ALT
PANAMERA						
3.0 D	08/11-	MCRCC	184	2967	∞	6PK2523 ALT

PROTON






























































SATRIA (C9_M)						
1.3	08/00-	4 G 13 M	55	1298	∞	4PK595 PS
					∞	4PK870 ALT
					▲	CT738 CA
					▲▲	CT738K1 CA


































































RENAULT

4 (112_)						
1.0	12/85-06/93	689 710	31	956	∞	AVX10X625 ALT
					∞	AVX10X666 WP
1.1	06/78-06/90	688 712, C1E 714, C1E 719	25	1108	∞	AVX10X625 ALT
					∞	AVX10X666 WP
	06/86-06/90	C1E 714	32	1108	∞	AVX10X625 ALT, WP
					∞	AVX10X666 ALT, WP, GP
5 (122_)						
1.0	01/72-12/85	689 710	32	956	∞	AVX10X600 ALT
					∞	AVX10X666 WP
					∞	AVX10X700 ALT
1.1	09/80-12/85	C1E 726, 688 713	33	1108	∞	AVX10X600 ALT
					∞	AVX10X666 WP
					∞	AVX10X700 ALT
1.4	01/82-12/85	847 725, C2J 713	46	1397	∞	AVX10X600 ALT
					∞	AVX10X666 WP
					∞	AVX10X700 WP, PS, 2X
					∞	AVX10X710 WP, PS, (AUTOM), 2X
9 (L42_)						
1.1	09/81-05/87	C1E 715, C1E 720	35	1108	∞	11,9X1183Ld ALT, (AC)
					∞	AVX10X1150 ALT
					∞	AVX13X1030 AC
1.2	09/85-12/88	C1G 700, C1G 710	40	1237	∞	11,9X1183Ld ALT, (AC)
					∞	AVX10X1150 ALT
					∞	AVX13X1030 AC
1.4, 1.4 Automatik	09/81-12/88	C1J 715, C1J 792, C1J 796, C2J 730, C2J 718, C2J 757, C2J 720, C2J 766, C2J 767, C2J 768	44-50	1397	∞	11,9X1183Ld ALT, (AC)
					∞	AVX10X1150 ALT
					∞	AVX13X1030 AC
11 (B/C37_)						
1.4	03/83-12/88	C1J 715, C2J 720, C2J 730, C2J 766, C2J 767, C2J 768	44-49	1397	∞	11,9X1183Ld ALT, (AC)
					∞	AVX10X1140 ALT
					∞	AVX10X800 PS
					∞	AVX13X1025 AC
1.6 D	08/83-12/88	F8M 700, F8M 720, F8M 730	40	1596	∞	4PK885 ALT, (-PS), ↗CH-NO C00219439
					∞	5PK884 ALT, (-PS), CH-NO C00219440↗
					∞	6PK1190 ALT, (PS)
































































					ContiTech	
---	---	---	---	---	-----------	---


































































RENAULT						
11 (B/C37_) 						
					 CT596	CA, ⇨12/1987
					 CT596K1	CA, ⇨01/1988
					 CT604	CA, 01/1988⇨
					 CT604K1	CA, 01/1988⇨
19 I (B/C53_, S53_) 1.4	01/88-12/92	E6J 700	59	1390	 AVX10X690	ALT, (-AC)
					 AVX13X950	AC
					 3PK715	ALT, (AC)
					 3PK775	PS, (-AC)
					 CT709	CA
					 CT709K1	CA
					 CT709WP2	CA
	01/89-12/89	C2J 772	43	1397	 AVX10X1140	ALT
					 AVX13X1025	AC
	01/88-12/92	E6J 700, E6J 701	59	1390	 AVX10X690	ALT, (PS), (-AC)
					 AVX10X725	ALT, (AC)
					 3PK715	ALT, AC
					 3PK775	PS
					 CT709	CA
					 CT709K1	CA
					 CT709WP2	CA
	01/89-04/92	C3J 710	43	1397	 AVX10X690	ALT
					 AVX10X725	ALT, (AC)
					 3PK775	PS
					 CT709	CA
					 CT709K1	CA
	09/88-04/92	F3N 742, F3N 743	66	1721	 5PK847	ALT
					 6PK1165	ALT, PS
					 6PK1460	ALT, AC
					 6PK1693	ALT, PS, AC
					 CT684	CA
					 CT684K1	CA
	09/88-04/92	F8Q 706, F8Q 742	47	1870	 6PK1165	ALT, (PS), (-AC)
					 6PK1548	ALT, (PS), (AC)
					 6PK869	ALT, (-PS), (-AC)
					 CT604	CA
					 CT604K1	CA
					 VD1081	
					 MS04	FOR ART-NO: VD1081
19 II (B/C53_, L53_, S53_) 						
1.4	03/92-12/95	E6J 700	59	1390	 AVX10X690	ALT, (AC), (-PS)
					 AVX10X690	ALT, (AC), (PS)
					 AVX13X950	AC
					 3PK715	ALT, (AC), (PS)
					 3PK715	ALT, (AC), (-PS)
					 3PK775	PS, (-AC)
					 CT709	CA
					 CT709K1	CA
					 CT709WP2	CA
	01/92-12/95	E7J 742	55	1390	 AVX10X690	ALT, (PS), (-AC)
					 AVX10X725	ALT, (AC)
					 3PK715	ALT, AC
					 3PK775	PS
					 CT709	CA
					 CT709K1	CA
					 CT709WP2	CA
		E6J 700, E7J 706	59	1390	 AVX10X690	ALT, (-AC)
					 AVX13X950	AC
					 3PK715	ALT, (AC)
					 3PK775	PS, (-AC)
					 CT709	CA

					ContiTech	
RENAULT						
19 II (B/C53_, L53_, S53_) ↩						
					 CT709K1	CA
					 CT709WP2	CA
1.7	04/92-12/95	F3N 740, F3N 741	54	1721	 5PK847	ALT
					 6PK1165	ALT, PS
					 6PK1460	ALT, AC
					 6PK1693	ALT, PS, AC
					 CT684	CA
					 CT684K1	CA
1.8	05/94-12/95	F3P 682, F3P 765	79	1794	 5PK847	ALT, (-PS), (-AC)
					 6PK1165	ALT, (PS), (-AC)
					 6PK1460	ALT, (-PS), (AC)
					 6PK1693	ALT, (PS), (AC)
					 CT684	CA
					 CT684K1	CA
1.8 16V	04/92-12/95	F7P 704	99	1764	 6PK1138	ALT, PS, AC
					 6PK1413	PS
					 6PK875	ALT
					 CT760	CA
					 CT760K1	CA
					 CT760K2	CA
1.9 D	03/92-12/95	F8Q 706, F8Q 742	47-48	1870	 6PK1165	ALT, PS, ⇨ 01/1994
					 6PK1173	ALT, PS, 01/1994 ⇨
					 6PK1548	ALT, PS, AC
					 6PK869	ALT
					 CT604	CA
					 CT604K1	CA
					 VD1081	
					 MS04	FOR ART-NO: VD1081
21 (L48_) ↩						
1.7	03/86-02/94	F2N 710, F3N 722, F3N 723	65-69	1721	 5PK847	ALT, (-PS), (-AC)
					 6PK1138	ALT, (PS), (-AC), OE-NO 7700729752
					 6PK1165	ALT, (PS), (-AC), OE-NO 7700740637
					 6PK1460	ALT, (-PS), (AC)
					 6PK1693	ALT, (PS), (AC)
					 CT553	CA, ⇨ 12/1987
					 CT553K1	CA, ⇨ 12/1987
					 CT684	CA, 01/1988 ⇨
					 CT684K1	CA, 01/1988 ⇨
	09/89-02/94	F3N 722, F3N 723	66	1721	 5PK847	ALT, (-PS), (-AC)
					 6PK1138	ALT, (PS), (-AC), OE-NO 7700729752
					 6PK1165	ALT, (PS), (-AC), OE-NO 7700740637
					 6PK1460	ALT, (-PS), (AC)
					 6PK1693	ALT, (PS), (AC)
					 CT684	CA, 01/1988 ⇨
					 CT684K1	CA, 01/1988 ⇨
2.0	03/86-12/93	J7R 746, J7R 747	88	1995	 11,9X1013Ld	ALT
					 11,9X758Ld	PS
					 4PK885	AC
					 CT749	CA
					 CT749K1	CA, 01/1991 ⇨
2.1 D, 2.1 TD, 2.1 Turbo-D	03/86-06/94	J8S 704, J8S 714, J8S 786, J8S 788, J8S 600, J8S 740, J8S 784	50-65	2068	 11,9X1013Ld	ALT
					 11,9X758Ld	PS
					 4PK875	AC
					 CT522	CA
					 CT522K1	CA
25 (B29_) ↩						
2.0	04/84-12/92	J6R 706, J6R 707, J6R 760, J6R 762, J6R 763	74	1995	 11,9X1013Ld	ALT
					 11,9X758Ld	PS
					 AVX13X875	AC, ⇨ MTR-NO 112220
					 4PK875	AC, MTR-NO 112221 ⇨
					 CT749	CA

					ContiTech	
---	---	---	---	---	-----------	---

RENAULT

25 (B29_) 						
2.1 Turbo-D FWD	04/84-12/92	J8S 708, J8S 738	63	2068	 CT749K1	CA, 01/1991⇨
					 11,9X1013Ld	ALT
					 11,9X758Ld	PS
					 4PK875	AC
					 CT522	CA
					 CT522K1	CA
CAPTUR						
0.9 TCe 90	06/13-	H4B 400	66	898	 7PK1605	ALT, ⇨01/2014
					 AP9047	
1.2 TCe 120	06/13-	H5F 403	88	1197	 7PK1605	ALT, ⇨01/2014
1.5 dCi 110	01/15-	K9K 646	81	1461	 AP9025	
1.5 dCi 90	06/13-	K9K 830, K9K 608, K9K 612, K9K 609	66	1461	 6PK1200	ALT, (AC)
					 6PK1200K1	ALT, (AC)
					 CT1035	CA
					 CT1035K2	CA
					 AP9025	
					 VD1113	
CLIO Grandtour (KR0/1_) 						
1.2 16V	02/08-	D4F 784, D4F 786	74-76	1149	 7PK1035	ALT, (AC)
					 7PK1035K1	ALT, (AC)
					 7PK880	ALT, (-AC)
					 CT1045	CA
					 CT1045K1	CA
					 CT1045WP1	CA
					 MS45	
1.2 16V, 1.2 16V Hi-Flex	07/08-	D4F 740	55	1149	 7PK1035	ALT, (AC)
					 7PK1035K1	ALT, (AC)
					 7PK880	ALT, (-AC), MTR-CODE: D4F740
					 CT1045	CA
					 CT1045K1	CA
					 CT1045WP1	CA
					 MS45	
1.5 dCi	02/08-	K9K 768, K9K 714	50	1461	 6PK1130	ALT, (-AC)
					 6PK1130K1	ALT, (-AC)
					 6PK1200	ALT, (AC)
					 6PK1200K1	ALT, (AC)
					 CT1035	CA
					 CT1035K2	CA
					 CT1035WP3	CA
					 AP9066	MTR-CODE: K9K 768
					 VD1113	
		K9K 766	63	1461	 6PK1130	ALT, (-AC)
					 6PK1130K1	ALT, (-AC)
					 6PK1200	ALT, (AC)
					 6PK1200K1	ALT, (AC)
					 CT1035	CA
					 CT1035K2	CA
					 CT1035WP3	CA
					 AP9066	
					 VD1113	
		K9K 764, K9K 774	78	1461	 6PK1130	ALT, (-AC)
					 6PK1200	ALT, (AC)
					 6PK1200K1	ALT, (AC)
					 6PK1200K2	ALT, (-AC)
					 CT1035	CA
					 CT1035K2	CA
					 CT1035WP3	CA
					 AP9066	
					 VD1113	
	08/10-	K9K 770	55	1461	 6PK1130	ALT, (-AC)
					 6PK1130K1	ALT, (-AC), MTR-CODE: K9K 770

					ContiTech	
RENAULT						
CLIO Grandtour (KR0/1_)						
					 6PK1200  6PK1200K1  CT1035  CT1035K2  CT1035WP4  AP9066  VD1113	ALT, (AC) ALT, (AC) CA CA CA CA
		K9K 772, K9K 770	65	1461	 6PK1130  6PK1130K1  6PK1200  6PK1200  6PK1200K1  6PK1200K1  CT1035  CT1035K2  CT1035WP3  CT1035WP4  AP9066  VD1113	ALT, (AC), MTR-CODE: K9K 770 ALT, (AC), MTR-CODE: K9K 770 ALT, MTR-CODE: K9K 772 ALT, (AC), MTR-CODE: K9K 770 ALT, (AC), MTR-CODE: K9K 770 ALT, MTR-CODE: K9K 772 CA CA CA CA, MTR-CODE: K9K 772 CA, MTR-CODE: K9K 770 MTR-CODE: K9K 770
	02/10-	K9K 752	48	1461	 6PK1130  6PK1200  6PK1200K1  CT1035  CT1035K2  CT1035WP3  AP9066  VD1113	ALT, (AC) ALT, (AC) ALT, (AC) CA CA CA CA
CLIO Grandtour IV						
0.9 TCe 90	01/13-	H4B 400	66	898	 7PK1605  AP9025  AP9047	ALT, ⇨01/2014
1.2 16V	01/13-	D4F 740	54	1149	 7PK1035  7PK880  CT1045  CT1045K1  CT1045WP1  MS45	ALT, (AC) ALT, (AC) CA CA CA
1.2 TCe 120	03/13-	H5F 403	88	1197	 7PK1605	ALT, ⇨01/2014
1.5 dCi 75	01/13-	K9K 612	55	1461	 6PK1130  6PK1200  CT1184  CT1184K1  AP9025  AP9066  VD1113	ALT, (AC) ALT, (AC) CA CA
1.5 dCi 90	01/13-	K9K 608	66	1461	 6PK1130  6PK1200  CT1184  CT1184K1  AP9025  VD1113	ALT, (AC) ALT, (AC) CA CA
CLIO I (B/C57_5/357_S57_)						
1.1	01/91-09/98	C1E 700	34	1108	 AVX10X1140	ALT
1.2	01/91-09/98	E7F 706, E7F 750	40-44	1171	 AVX10X690  3PK715  3PK820  4PK1075  4PK1217  CT709  CT709K1  CT709WP2	ALT, (AC) ALT, (AC) PS, (AC) AC, (PS) PS, AC CA CA CA



ContiTech




























































RENAULT





























































CLIO I (B/C57_, 5/357_, S57_)







































































	01/96-09/98	D7F 730	40-43	1149	4PK735 5PK875 5PK915 CT915 CT915K1 CT915WP1 CT915WP2 MS45	ALT PS AC CA CA CA CA, OPT
	05/90-09/98	E7F 700, E7F 708, E7F 750, E7F 706, E5F 710	40-44	1171	AVX10X690 3PK703 3PK715 3PK820 4PK1075 4PK1217 CT709 CT709K1 CT709WP2	ALT, (-AC) ALT, (PS), (-AC), OE-NO 7700749528 ALT, (-PS), (AC) PS, (-AC), OE-NO 7700850028 AC, (-PS) PS, (AC) CA CA CA
1.4	01/91-09/98	E7J 710, E7J 711	59	1390	AVX10X690 3PK715 3PK820 4PK1075 4PK1217 CT709 CT709K1 CT709WP2	ALT, (-AC) ALT, (AC) PS, (-AC) AC, (-PS) PS, AC CA CA CA, MTR-CODE: E6J
		E7J 601, E7J 718, E7J 719, E7J 754, E7J 756, E7J 757	55-58	1390	AVX10X690 3PK703 3PK715 3PK820 4PK1075 4PK1217 CT709 CT709K1 CT709WP2	ALT, (-AC) ALT, (PS), (-AC), OE-NO 7700749528 ALT, (-PS), (AC) PS, (-AC), OE-NO 7700850028 AC, (-PS) PS, (AC) CA CA CA
	05/90-02/98	E6J 712, E6J 713, E6J 760	57	1390	AVX10X690 AVX10X690 3PK703 3PK715 3PK815 4PK1070 4PK1217 CT709 CT709K1 CT709WP2	ALT, (-PS), (-AC) ALT, (PS), (-AC), 07/1991⇨ ALT, (PS), (-AC), ⇨06/1991 ALT, (AC) PS, (-AC) AC, (-PS) AC, (PS) CA CA CA
1.7	01/91-12/93	F2N 770	68	1721	5PK847 6PK1165 6PK1190 CT684 CT684K1	ALT ALT, (PS) ALT, AC CA CA
1.9 D	05/96-02/98	F8Q 696, F8Q 676	48	1870	6PK894 6PK900 CT711 CT711K1 CT949 CT949K1 CT949K2 VD1081 MS04	ALT, (PS) ALT, (-PS) CA, ⇨08/1996 CA, ⇨08/1996 CA, 09/1996⇨ CA, 09/1996⇨ CA, 09/1996⇨ FOR ART-NO: VD1081
	01/91-09/98	F8Q 730, F8Q 732	47-48	1870	6PK894 6PK900	ALT, 04/1994⇨ ALT, ⇨04/1994




					ContiTech		
RENAULT							
CLIO I (B/C57_, 5/357_, S57_) 							
					 CT711	CA, ⇨09/1996	
					 CT711K1	CA, ⇨09/1996	
					 CT949	CA, 09/1996⇨	
					 CT949K1	CA	
					 VD1081		
					 MS04	FOR ART-NO: VD1081	
CLIO II (BB0/1/2_, CB0/1/2_, SB0/1/2_) 							
1.1	09/98-	D7F 720, D7F 726, D7F 746	43	1149	 4PK735	ALT	
					 5PK875	PS	
					 CT915	CA	
					 CT915K1	CA	
					 CT915WP1	CA	
					 CT915WP2	CA, ⇨12/2003, OPT	
1.2	03/99-05/01	D7F 722	44	1149	 4PK735	ALT	
					 5PK1515	AC, (PS)	
					 5PK880	PS	
					 CT915	CA	
					 CT915K1	CA	
					 CT915WP1	CA	
					 CT915WP2	CA, OPT	
					 MS45		
	03/99-10/03	D7F 726, D7F 722, D7F 746	44	1149	 3PK740	ALT	
					 4PK1538	AC, (PS)	
					 4PK905	PS	
					 4PK925	AC, (-PS)	
					 4PK925K1	AC, (-PS)	
					 CT915	CA	
					 CT915K1	CA, ⇨07/2003	
					 CT915WP1	CA	
	09/98-	D7F 720, D7F 726, D7F 746, D7F 766, D7F 764	43	1149	 3PK740	ALT, (AC), (PS), MTR-CODE: D7F 720, D7F 726, 04/2000⇨	
					 3PK740	ALT, MTR-CODE: D7F 764, D7F 766	
					 3PK740	ALT, (AC), (-PS), MTR-CODE: D7F 720, D7F 726, 04/2000⇨	
					 4PK1538	AC, (PS), MTR-CODE: D7F 726, 04/2000⇨, ALT, (PS), (AC), MTR-CODE: D7F 764, D7F 766	
					 4PK735	ALT, MTR-CODE: D7F 710	
					 4PK735	ALT, MTR-CODE: D7F 720, D7F 726, (-AC), (-PS), ⇨04/2000	
					 4PK735	ALT, MTR-CODE: D7F 720, D7F 726, (PS), (-AC), ⇨04/2000	
					 4PK735	ALT, MTR-CODE: D7F 720, D7F 726, (AC), (PS), ⇨04/2000	
					 4PK905	PS, (-AC), MTR-CODE: DF7 720, DF7 726, 04/2000⇨, PS, MTR-CODE: D7F 764	
					 4PK925	AC, (-PS), MTR-CODE: D7F 726, PS, MTR-CODE: D7F 766, 04/2000⇨	
					 4PK925K1	AC, (-PS), MTR-CODE: D7F 726, 04/2000⇨, PS, MTR-CODE: D7F 766	
					 5PK1515	AC, MTR-CODE: D7F 726, (PS), ⇨04/2000	
					 5PK875	MTR-CODE: D7F 710, (PS), (-AC)	
					 5PK875	PS, MTR-CODE: D7F 720, D7F 726, (PS), (-AC), ⇨04/2000	
					 5PK915	MTR-CODE: D7F 710, PS, (AC)	
					 CT915	CA	
					 CT915K1	CA	
					 CT915WP1	CA	
					 CT915WP2	CA, ⇨12/2003, OPT	
					 MS45		
1.2 16V	06/01-	D4F 712, D4F 714, D4F 722,	55	1149	 3PK740	ALT, MILD COUNTRIES, HOT COUNTRIES, MTR-CODE: D4F 712, D4F 714, D4F 722, D4F 728	




























































					ContiTech	
RENAULT						
CLIO II (BB0/1/2_, CB0/1/2_, SB0/1/2_)↵						
					 3PK750	ALT, COLD COUNTRIES, MTR-CODE: D4F 712, D4F 714, D4F 722
					 4PK1538	AC, (PS), MTR-CODE: D4F 712, D4F 714
					 4PK905	PS, (-AC)
					 4PK925	AC, (-PS), MTR-CODE: D4F 712, D4F 714, D4F 722, D4F 728
					 4PK925K1	AC, (-PS), MTR-CODE: D4F 712, D4F 714, D4F 722, D4F 728
					 CT1045	CA
					 CT1045K1	CA
					 CT1045WP1	CA, MTR-CODE: D4F712
					 MS45	
1.2 LPG	09/98-06/09	D7F 766, D7F 764	43	1149	 3PK740	ALT
					 4PK1538	ALT, (PS), (AC)
					 4PK905	PS, MTR-CODE: D7F 764
					 4PK925	PS, MTR-CODE: D7F 766
					 4PK925K1	PS, MTR-CODE: D7F 766
					 CT915	CA
					 CT915K1	CA
					 CT915WP1	CA
					 CT915WP2	CA, ⇨12/2003, OPT
					 MS45	
1.4	09/98-05/05	E7J 780, E7J 634, K7J 700	55	1390	 3PK1038	ALT, MTR-CODE: E7J 780
					 4PK1237	PS, (AC), MTR-CODE: E7J 780
					 4PK995	PS, (-AC), MTR-CODE: E7J 780
					 5PK1110	ALT, (-AC), MTR-CODE: E7J 634
					 5PK1110	ALT, (-AC), MTR-CODE: K7J 700
					 5PK1750	ALT, (AC), MTR-CODE: K7J 700, 09/2001⇨
					 6PK1750	ALT, (AC), MTR-CODE: K7J 700, ⇨09/2001
					 6PK1750	ALT, (AC), MTR-CODE: E7J 634
					 CT988	CA
					 CT988K2	CA
					 CT988WP1	CA, MTR-CODE: E7J 634, E7J 780
					 CT988WP2	CA, MTR-CODE: K7J 700
1.4 16V	10/99-09/04	K4J 712, K4J 713	70	1390	 5PK1110	ALT, (-AC)
					 5PK1110K1	ALT, (-AC)
					 5PK1750	ALT, (AC), ONLY WITH 82 00 603 359, 82 00 104 754, 06/2001⇨
					 5PK1750K1	ALT, (AC), 06/2001⇨
					 6PK1750	ALT, (AC), ⇨06/2001
					 6PK1750K2	ALT, (AC), ⇨06/2001
					 CT1179	CA
					 CT1179K1	CA
					 CT1179K3	CA
					 CT1179WP1	CA
					 CT1179WP3	CA
					 AP9025	
					 5PK1110	ALT, (-AC)
					 5PK1110K1	ALT, (-AC)
					 5PK1200	ALT, (AC), MTR-CODE: K4J 710, K4J 711, 04/2004⇨
					 5PK1200K1	ALT, (AC), MTR-CODE: K4J 710, K4J 711, 04/2004⇨
					 5PK1750	ALT, (AC), ONLY WITH 82 00 603 359, 82 00 104 754, MTR-CODE: K4J 710, K4J 711, 09/2001⇨, ⇨04/2004
					 5PK1750	ALT, (AC), MTR-CODE: K4J 712, K4J 713, 06/2001⇨
					 5PK1750K1	ALT, (AC), MTR-CODE: K4J 710, K4J 711, 09/2001⇨, ⇨04/2004
					 5PK1750K1	ALT, (AC), MTR-CODE: K4J 712, K4J 713, 06/2001⇨
					 6PK1750	ALT, (AC), MTR-CODE: K4J 712, K4J 713, ⇨06/2001
					 6PK1750	ALT, (AC), MTR-CODE: K4J 710, K4J 711, ⇨09/2001
					 6PK1750K2	ALT, (AC), MTR-CODE: K4J 710, K4J 711, ⇨09/2001


































































					ContiTech	
RENAULT						
CLIO II (BB0/1/2_, CB0/1/2_, SB0/1/2_) 						
1.5 dCi					 6PK1750K2 ALT, (AC), MTR-CODE: K4J 712, K4J 713, ⇨ 06/2001  CT1179 CA  CT1179K1 CA  CT1179K3 CA  CT1179WP1 CA  CT1179WP3 CA  AP9025  AP9056 MTR-CODE: K4J 710 / 711	
	06/01-	K9K 702, K9K 710, K9K 716	59-60	1461	 5PK1135 ALT, (-AC), ⇨ 09/2005  5PK1135K1 ALT, (-AC), ⇨ 09/2005  5PK1200 ALT, (AC), ⇨ 01/2005  5PK1200K1 ALT, AC, ⇨ 01/2005  6PK1200 ALT, (-AC), 09/2005⇨  6PK1200 ALT, (AC), 01/2005⇨  6PK1200K1 ALT, (AC), 09/2005⇨  6PK1200K2 ALT, (AC), 09/2005⇨, ⇨ 12/2007  CT1035 CA  CT1035K1 CA, ⇨ 08/2003  CT1035K2 CA, 09/2003⇨  CT1035WP1 CA, ⇨ 08/2003  CT1035WP2 CA, 09/2003⇨, ⇨ 03/2004  CT1035WP3 CA, 04/2004⇨  AP9025  VD1113	
	01/04-	K9K 712	74	1461	 5PK1135 ALT, (-AC)  5PK1135K1 ALT, (-AC)  5PK1200 ALT, AC, ⇨ 01/2005  5PK1200K1 ALT, AC, ⇨ 01/2005  6PK1200 ALT, AC, 02/2005⇨  6PK1200K1 ALT, AC, 02/2005⇨  CT1035 CA  CT1035K2 CA  CT1035WP2 CA, ⇨ 03/2004  CT1035WP3 CA, 04/2004⇨  AP9025  AP9056  VD1113	
	06/01-	K9K 700, K9K 704	48	1461	 5PK1135 ALT, (-AC), ⇨ 09/2005  5PK1135K1 ALT, (-AC), ⇨ 09/2005  5PK1200 ALT, (AC), ⇨ 01/2005  5PK1200K1 ALT, AC, ⇨ 01/2005  6PK1130 ALT, (-AC), 12/2007⇨  6PK1200 ALT, (-AC), 09/2005⇨, ⇨ 12/2007  6PK1200 ALT, (AC), 01/2005⇨  6PK1200K1 ALT, (AC), 09/2005⇨  6PK1200K2 ALT, (-AC), 09/2005⇨, ⇨ 12/2007  CT1035 CA  CT1035K1 CA, ⇨ 08/2003  CT1035K2 CA, 09/2003⇨  CT1035WP1 CA, ⇨ 08/2003  CT1035WP2 CA, 09/2003⇨, ⇨ 03/2004  CT1035WP3 CA, 04/2004⇨  AP9025  VD1113	
	08/04-	K9K 700, K9K 714	50	1461	 5PK1135 ALT, (-AC), ⇨ 09/2005  5PK1135K1 ALT, (-AC), ⇨ 09/2005  6PK1130 ALT, (-AC), 12/2007⇨  6PK1200 ALT, (-AC), 09/2005⇨, ⇨ 12/2007  6PK1200 ALT, (AC)  6PK1200K1 ALT, (AC), 09/2005⇨  6PK1200K2 ALT, (-AC), 09/2005⇨, ⇨ 12/2007	



ContiTech



RENAULT						
CLIO II (BB0/1/2_, CB0/1/2_, SB0/1/2_) 						
					 CT1035  CT1035K2  CT1035WP3  AP9025  VD1113	CA CA CA
1.6	09/98-05/05	K7M 744, K7M 745	66	1598	 3PK1038  4PK1237  4PK995  CT988  CT988K2  CT988WP2	ALT, MTR-CODE: K7M 744, K7M 745 PS, (AC), MTR-CODE: K7M 744, K7M 745 PS, (AC), MTR-CODE: K7M 744, K7M 745 CA CA CA
1.6 16V	09/98-	K4M 748, K4M 708, K4M 740, K4M 744, K4M 745, K4M 742, K4M 743	79	1598	 5PK1110  5PK1110K1  5PK1750  5PK1750  5PK1750  5PK1750  5PK1750K1  5PK1750K1  5PK1750K1  6PK1750  6PK1750  6PK1750  6PK1750K2  CT1179  CT1179K1  CT1179K3  CT1179WP1  CT1179WP3  AP9025  AP9056  AP9066	ALT, (AC) ALT, (AC) ALT, (AC), MTR-CODE: K4M 740, 04/2002⇨ ONLY WITH 82 00 603 359, 82 00 104 754 ALT, (AC), MTR-CODE: K4M 708, K4M 744, 09/2001⇨ ALT, (AC), MTR-CODE: K4M 742, K4M 743, K4M 745 ALT, (AC), MTR-CODE: K4M 740, 04/2002⇨ ALT, (AC), MTR-CODE: K4M 708, K4M 744, 09/2001⇨ ALT, (AC), MTR-CODE: K4M 742, K4M 743, K4M 745 ALT, (AC), MTR-CODE: K4M 748 ALT, (AC), MTR-CODE: K4M 708, K4M 744, ⇨09/2001 ALT, (AC), MTR-CODE: K4M740, ⇨04/2002 ALT, (AC), MTR-CODE: K4M748 CA CA CA CA CA CA MTR-CODE: K4M 742 / 743 / 748 MTR-CODE: K4M 708 / 744 / 745 MTR-CODE: KM4M 708 / 744 / 745
1.9 D	09/98-	F8Q 630, F8Q 632, F8Q 662	40-48	1870	 6PK1190  6PK1400  6PK894  CT949  CT949K1  CT949K2  VD1081  MS04	ALT, WP, AC ALT, WP, PS ALT CA CA CA FOR ART-NO: VD1081
	02/00-05/01	F8Q 632	48	1870	 6PK1190  6PK1400  6PK894  CT949  CT949K1  CT949K2  VD1081  MS04	ALT, (AC) ALT, (PS), (-AC) ALT, (-PS), (-AC) CA CA CA FOR ART-NO: VD1081
1.9 dTi	12/99-05/05	F9Q 780	59	1870	 6PK1125  6PK1210  CT1026  CT1026K1  CT1026K2  AP9052  VD1063  MS04	ALT, (AC) ALT, (AC) CA CA CA FOR ART-NO: VD1063
2.0 16V Sport	02/00-	F4R 730, F4R 736	124	1998	 6PK1130  6PK1660	ALT, (AC) ALT, (AC)

					ContiTech		
RENAULT							
CLIO II (BB0/1/2_, CB0/1/2_, SB0/1/2_)↵↶							
					 CT977	CA	
					 CT977K1	CA, ⇨03/2001	
					 CT977K2	CA, 04/2001⇨	
					 CT977K3	CA	
	01/04-	F4R 738	132	1998	 6PK1130	ALT, (AC)	
					 6PK1660	ALT, (AC)	
					 CT977	CA	
					 CT977K2	CA	
					 CT977K3	CA	
CLIO III (BR0/1, CR0/1) 1.2 16V							
	09/10-	D4F 786	76	1149	 7PK1035	ALT, (AC)	
					 7PK1035K1	ALT, (AC)	
					 7PK880	ALT, (AC)	
					 CT1045	CA	
					 CT1045K1	CA	
					 CT1045WP1	CA	
					 MS45		
	06/05-	D4F 764	58	1149	 7PK1035	ALT, (AC)	
					 7PK1035K1	ALT, (AC)	
					 7PK880	ALT, (AC), MTR-CODE: D4F764	
					 CT1045	CA, MTR-CODE: D4F740	
					 CT1045K1	CA	
					 CT1045WP1	CA	
					 MS45		
		D4F 740	48	1149	 7PK1035	ALT, AC	
					 7PK1035K1	ALT, (AC)	
					 7PK880	ALT, (AC), MTR-CODE: D4F740	
					 CT1045	CA, MTR-CODE: D4F740	
					 CT1045K1	CA	
					 CT1045WP1	CA	
					 MS45		
	05/07-	D4F 784	74	1149	 7PK1035	ALT, (AC)	
					 7PK1035K1	ALT, (AC)	
					 7PK880	ALT, (AC)	
					 CT1045	CA	
					 CT1045K1	CA	
					 CT1045WP1	WP	
					 MS45		
1.2 16V Hi-Flex	07/08-	D4F 740, D4F 742	55	1149	 7PK1035	ALT, (AC)	
					 7PK1035K1	ALT, (AC)	
					 7PK880	ALT, (AC), MTR-CODE: D4F740	
					 CT1045	CA	
					 CT1045K1	CA	
					 CT1045WP1	CA	
					 MS45		
1.2 Ethanol	07/08-		55	1149	 7PK1035	ALT, (AC)	
					 7PK1035K1	ALT, (AC)	
					 7PK880	ALT, (AC)	
					 CT1045	CA	
					 CT1045K1	CA	
					 CT1045WP1	CA	
					 MS45		
1.4 16V	06/05-	K4J 780	72	1390	 5PK1135	ALT, (AC), ⇨05/2006	
					 5PK1135K1	ALT, (AC), ⇨05/2006	
					 6PK1130	ALT, (AC), 10/2007⇨	
					 6PK1130K1	ALT, (AC), 10/2007⇨, MTR-CODE: K4J 780	
					 6PK1200	ALT, (AC)	
					 6PK1200	ALT, (AC), 05/2006⇨, ⇨10/2007	
					 6PK1200K1	ALT, (AC)	
					 6PK1200K2	ALT, (AC), 05/2006⇨, ⇨12/2007	
↵↶							



ContiTech



RENAULT

CLIO III (BR0/1, CR0/1)



1.5 dCi

06/05-

K9K 768, K9K
714

50

1461



CT1179

CA



CT1179K1

CA



CT1179K3

CA



CT1179WP1

CA



CT1179WP3

CA



AP9025



AP9066



5PK1135

ALT, (-AC), ⇨ 09/2005



5PK1135K1

ALT, (-AC), ⇨ 09/2005



6PK1130

ALT, (-AC), 12/2007⇨



6PK1130K1

ALT, (-AC), 12/2007⇨, MTR-CODE: K9K 766



6PK1200

ALT, (AC)



6PK1200

ALT, (-AC), 09/2005⇨, ⇨ 11/2007



6PK1200K1

ALT, (AC)



6PK1200K2

ALT, (-AC), 09/2005⇨, ⇨ 11/2007



CT1035

CA



CT1035K2

CA



CT1035WP3

CA



AP9066

MTR-CODE: K9K 768



VD1113



5PK1135

ALT, (-AC), ⇨ 09/2005



5PK1135K1

ALT, (-AC), ⇨ 09/2005



6PK1130

ALT, (-AC), 12/2007⇨



6PK1130K1

ALT, (-AC), 12/2007⇨, MTR-CODE: K9K 766



6PK1200

ALT, (AC)



6PK1200

ALT, (-AC), 09/2005⇨, ⇨ 11/2007



6PK1200K1

ALT, (AC)



6PK1200K2

ALT, (-AC), 09/2005⇨, ⇨ 11/2007



CT1035

CA



CT1035K2

CA



CT1035WP3

CA



AP9066



VD1113



5PK1135

ALT, (-AC), ⇨ 09/2005



5PK1135K1

ALT, (-AC), ⇨ 09/2005



6PK1200

ALT, (-AC), 09/2005⇨



6PK1200

ALT, (AC)



6PK1200K1

ALT, (AC)



6PK1200K2

ALT, (-AC), 09/2005⇨, ⇨ 11/2007



CT1035

CA



CT1035K2

CA



CT1035WP3

CA



AP9066



VD1113



5PK1135

ALT, (-AC), ⇨ 09/2005



6PK1200

ALT, (AC)



6PK1200

ALT, (-AC), 09/2005⇨, ⇨ 11/2007



6PK1200K1

ALT, (AC)



CT1035

CA



CT1035K2

CA



CT1035WP3

CA



AP9066



VD1113



6PK1130

ALT, (-AC), 12/2007⇨



6PK1200

ALT, (-AC), ⇨ 12/2007



6PK1200

ALT, (AC)



6PK1200K1

ALT, (AC)



CT1035

CA



CT1035K2

CA





































































CT1035WP3




























































CA

































































AP9066

					ContiTech	
RENAULT						
CLIO III (BR0/1, CR0/1)						
	05/05-	K9K 752	47-48	1461	 VD1113  5PK1135  5PK1135K1  6PK1130  6PK1130K1  6PK1200  6PK1200  6PK1200K1  6PK1200K2  CT1035  CT1035K2  CT1035WP3  AP9066  VD1113	ALT, (-AC), ⇨ 09/2005 ALT, (-AC), ⇨ 09/2005 ALT, (-AC), 12/2007⇨ ALT, (-AC), MTR-CODE: K9K 752, 12/2007⇨ ALT, (-AC), 09/2005⇨, ⇨ 12/2007 ALT, (AC), 01/2005⇨ ALT, (AC), 01/2005⇨ ALT, (-AC), 09/2005⇨, ⇨ 12/2007 CA, MTR-CODE: K9K 752, K9K 766 CA, MTR-CODE: K9K 752, K9K 766 CA
	08/10-	K9K 770	55-65	1461	 6PK1130  6PK1130K1  6PK1200  6PK1200K1  CT1035  CT1035K2  CT1035WP4  AP9066  VD1113	ALT, (-AC) ALT, (-AC), MTR-CODE: K9K 770 ALT, (AC) ALT, (AC) CA CA CA
1.6 16V	06/05-	K4M 804	65	1598	 5PK1135  5PK1135K1  6PK1200  6PK1200K2  CT1179  CT1179K2  CT1179K4  CT1179WP2  CT1179WP4  AP9066  VD1113	ALT, (-AC) ALT, (-AC), ⇨ 12/2007 ALT, (AC) ALT, (AC), ⇨ 12/2007 CA CA CA CA CA
		K4M 800, K4M 801	82	1598	 5PK1135  5PK1135K1  5PK1135K1  6PK1130  6PK1130K1  6PK1200  6PK1200  6PK1200K1  6PK1200K2  6PK1200K2  CT1179  CT1179K2  CT1179K4  CT1179WP2  CT1179WP4  AP9066	ALT, (-AC), ⇨ 09/2005 ALT, (-AC), ⇨ 09/2005, MTR-CODE: K4M 800 ALT, (-AC), ⇨ 09/2005, MTR-CODE: K4M 801 ALT, (-AC), 12/2007⇨ ALT, (-AC), 12/2007⇨, MTR-CODE: K4M 800 ALT, (AC) ALT, (-AC), 09/2005⇨, ⇨ 11/2007 ALT, (AC) ALT, (-AC), 09/2005⇨, ⇨ 12/2007, MTR-CODE: K4M 800 ALT, (-AC), 09/2005⇨, ⇨ 04/2009, MTR-CODE: K4M 801 CA CA CA CA CA
1.6 16V GT	06/09-	K4M 862	94	1598	 6PK1200  6PK1200K1  CT1179  CT1179K2  CT1179K4  VD1113	ALT, (AC) ALT, (AC) CA CA CA 11/2010⇨
2.0 16V Sport	02/06-	F4R 830	145-148	1998	 CT1130  CT1130K2  CT1130K3	CA CA CA
						

					ContiTech	
---	---	---	---	---	-----------	---



























































RENAULT						
CLIO III (BR0/1, CR0/1)						
					 CT1130WP1	CA
					 CT1130WP2	CA
CLIO IV						
0.9 TCe 90	11/12-	H4B 400	66	898	 7PK1605  AP9025  AP9047	ALT, ⇨01/2014
1.2 16V	11/12-	D4F 740	54	1149	 7PK1035  7PK880  CT1045  CT1045K1  CT1045WP1  MS45	ALT, (AC) ALT, (AC) CA CA CA CA
1.2 TCe 120	03/13-	H5F 403	88	1197	 7PK1605	ALT, ⇨01/2014
1.5 dCi 75	11/12-	K9K 612	55	1461	 6PK1130  6PK1130K1  6PK1200  CT1184  CT1184K1  AP9025  AP9066  VD1113	ALT, (AC) ALT, (AC), MTR-CODE: K9K 612 ALT, (AC) CA CA CA
1.5 dCi 90	11/12-	K9K 608	66	1461	 6PK1130  6PK1200  CT1184  CT1184K1  AP9025  VD1113	ALT, (AC) ALT, (AC) CA CA CA
DUSTER						
1.6 16V	02/12-	K4M 616	75	1598	 6PK1200K1  6PK1205  CT1179  CT1179K1  CT1179K3  AP9025  AP9066  VD1113	ALT, (AC) ALT, (AC) CA CA CA CA
2.0	02/12-	F4R 403, F4R 405	98	1998	 5PK1125  AP9043	ALT MTR-CODE: F4R400 - F4R408
2.0 4x4	02/12-	F4R	99	1998	 AP9043	MTR-CODE: F4R400 - F4R408
ESPACE II (J/S63.)						
2.1 TD	01/91-10/96	J8S 610, J8S 612, J8S 772, J8S 776, J8S 778	65-66	2068	 11,9X1013Ld  11,9X758Ld  4PK875  CT522  CT522K1	ALT PS AC CA CA
2.2	01/91-10/96	J7T 772, J7T 776, J7T 773	79	2165	 11,9X1013Ld  11,9X758Ld  AVX13X840  4PK875  CT750  CT750K1	ALT PS, 03/1991⇨ PS, ⇨03/1991 AC CA CA
ESPACE III (JE0.)						
1.9 dTi	02/99-10/02	F9Q 722	72	1870	 6PK1138  6PK1605  6PK1605K1  6PK1642  6PK1642K1  CT1026  CT1026K1  CT1026K2  CT940  CT940K1	ALT, PS, (AC) ALT, PS, AC, 04/2001⇨ ALT, (AC), 04/2001⇨, PS ALT, PS, AC, ⇨03/2001 ALT, PS, AC, ⇨03/2001 CA, MTR-CODE: F9Q 722, 11/2000⇨ CA, MTR-CODE: F9Q 722, 11/2000⇨ CA, MTR-CODE: F9Q 722, 11/2000⇨ CA, MTR-CODE: F9Q 722, ⇨10/2000 CA, MTR-CODE: F9Q 722, ⇨10/2000

					ContiTech	
RENAULT						
ESPACE III (JE0_)						
					 CT940K2  AP9052  VD1063  MS04	CA, MTR-CODE: F9Q 722, ⇨ 10/2000, OPT
						FOR ART-NO: VD1063
2.0	11/96-10/00	F3R 728, F3R 729, F3R 742, F3R 768, F3R 769	84	1998	 6PK1125  6PK1660  6PK1660K3  CT840  CT840K1  CT840K2	ALT, PS ALT, PS, AC ALT, PS, AC CA CA CA, MTR-CODE: F3R 742,768,769
2.0 16V	10/98-10/02	F4R 700, F4R 701	103	1998	 5PK1125  5PK1750  5PK1750K1  CT977  CT977K1  CT977K2  CT977K3	ALT, (AC) ALT, (AC) ALT, (AC) CA CA, 06/1999⇨, ⇨ 04/2001 CA, 04/2001⇨ CA
2.2 12V TD	11/96-10/00	G8T 760, G8T 714, G8T 716	83	2188	 6PK1015  6PK1950  6PK1950K1  CT921  CT921K1  CT921WP1	ALT, PS ALT, PS, AC ALT, PS, (AC) CA CA CA
2.2 D	11/97-01/00	G8T 716	84	2188	 6PK1015  6PK1950  6PK1950K1  CT921  CT921K1  CT921WP1	ALT, (AC) ALT, (AC) ALT, (AC) CA CA CA
2.2 dCi	10/00-10/02	G9T 710, G9T 642	95	2188	 6PK1780  6PK1780K1  6PK1780K1  CT1046  CT1046K1  VD1109	ALT ALT, (Espace) ALT, (Grand Espace) CA CA CA
ESPACE IV (JK0/1_)						
1.9 dCi	11/02-	F9Q 680, F9Q 820, F9Q 826	88	1870	 7PK1785  CT1025  CT1025K1	ALT, MTR-CODE: F9Q 820 CA, MTR-CODE: F9Q 820 CA, MTR-CODE: F9Q 820
	04/03-02/05	F9Q 820	85	1870	 7PK1785  CT1025  CT1025K1  CT1025WP2	ALT CA CA CA
2.0	04/05-	F4R 797, F4R 897, F4R 796, F4R 896	125	1998	 7PK1785  CT1130  CT1130K2  CT1130K3  CT1130WP1  CT1130WP2	ALT CA CA CA CA CA
2.0 dCi	01/06-	M9R 740, M9R 750, M9R 815, M9R 760, M9R 761, M9R 762, M9R 763	110-127	1995	 7PK1970  7PK1970K1  7PK1970K1	ALT ALT, (CRSHFT PULLEY), (Espace) ALT, (CRSHFT PULLEY), (Grand Espace)
		M9R 740, M9R 760, M9R 750, M9R 761, M9R 762, M9R 763	96	1995	 7PK1970  7PK1970K1	ALT ALT, (CRSHFT PULLEY), (Espace), MTR-CODE: M9R 740
					 7PK1970K1	ALT, (CRSHFT PULLEY), (Grand Espace), MTR-CODE:
						






































































































































ContiTech

































































RENAULT							
ESPACE IV (JK0/1_)							
 2.0 Turbo	11/02-	F4R 794, F4R 795, F4R 797, F4R 796	120	1998	 7PK1785  CT1130  CT1130K2  CT1130K3  CT1130WP1  CT1130WP2	ALT, MTR-CODE: F4R 494, F4R 495, F4R 497 CA CA CA CA CA	
	2.2 dCi	11/02-	G9T 742, G9T 743	110	2188	 7PK1770  CT1046  CT1046K1	ALT, (AC) CA CA
	3.0 dCi	11/02-	P9X 701	130	2958	 6PK1920  CT1079  CT1079K1	ALT, (AC) CA CA
	3.5 V6	11/02-	V4Y 711, V4Y 715	177	3498	 4PK775	AC
						 6PK1100	ALT, MTR-CODE: V4Y715
 6PK1105						ALT, MTR-CODE: V4Y711	
ESPACE V							
1.6 dCi 130, 1.6 dCi 160	06/15-	R9M 409, R9M 452	96-118	1598	 AP9047		
FLUENCE (L30_)							
1.5 dCi	02/10-	K9K 830, K9K 832, K9K 834, K9K 836, K9K 837	63-81	1461	 6PK1200	ALT	
					 6PK1200K1	ALT	
					 CT1035	CA	
					 CT1035K2	CA	
					 CT1035WP3	CA	
1.6 16V	02/10-	K4M 838, K4M 839	81-82	1598	 AP9025  VD1113		
					 6PK1200	ALT	
					 6PK1200K1	ALT	
					 CT1179	CA	
					 CT1179K2	CA	
					 CT1179K4	CA	
					 CT1179WP2	CA	
					 CT1179WP4	CA	
					 AP9066		
					 VD1113	11/2010⇒	
GRAND SCÉNIC II (JM0/1_)							
1.5 dCi	06/06-11/08	K9K 734	76	1461	 6PK1130	ALT, (-AC), 12/2007⇒	
					 6PK1205	ALT, (AC)	
					 6PK1205	ALT, (-AC), ⇒ 12/2007	
					 CT1035	CA	
					 CT1035K2	CA	
					 CT1035WP3	CA	
	04/04-	K9K 728	74	1461	 5PK1135	ALT, (-AC), ⇒ 09/2005	
					 5PK1135K1	ALT, (-AC), ⇒ 09/2005	
					 5PK1200	ALT, (AC), ⇒ 01/2005	
					 5PK1200K1	ALT, (AC), ⇒ 01/2005	
					 6PK1200	ALT, (AC), 01/2005⇒	
					 6PK1200	ALT, (-AC), 09/2005⇒	
					 6PK1200K1	ALT, (AC), 01/2005⇒	
					 6PK1200K2	ALT, (-AC), 09/2005⇒	
					 CT1035	CA	
					 CT1035K2	CA	
					 CT1035WP3	CA	
					 AP9025		
					 AP9066		
					 VD1113		
	05/05-	K9K P 732	78	1461	 5PK1135  5PK1135K1  6PK1130  6PK1200  6PK1200	ALT, (-AC), ⇒ 09/2005 ALT, (-AC), MTR-CODE: K9K 732, ⇒ 09/2005 ALT, (-AC), 12/2007⇒ ALT, (-AC), 09/2005⇒, ⇒ 12/2007 ALT, (AC)	



					ContiTech	
RENAULT						
GRAND SCÉNIC II (JM0/1_)						
1.6	04/04-	K4M 761, K4M 782	83	1598	 6PK1200K1	ALT, (AC)
					 6PK1200K2	ALT, (-AC), 09/2005⇒
					 CT1035	CA
					 CT1035K2	CA, 09/2003⇒
					 CT1035WP3	CA, 04/2004⇒
					 AP9066	
					 VD1113	
					 5PK1135	ALT, (-AC), ⇒05/2006
					 5PK1200	ALT, (AC), ⇒04/2005
					 5PK1200K1	ALT, (AC), ⇒04/2005
					 6PK1200	ALT, (-AC), 05/2006⇒
					 6PK1200	ALT, (AC), 04/2005⇒
					 6PK1200K1	ALT, (AC), 04/2005⇒
					 6PK1200K1	ALT, (-AC), 06/2006⇒
					 CT1179	CA
					 CT1179K2	CA
					 CT1179K4	CA
					 CT1179WP2	CA
					 CT1179WP4	CA
					 AP9056	
					 AP9066	
					 VD1113	
	06/06-11/08	K4M 812	82	1598	 6PK1130	ALT, (-AC), 12/2007⇒
					 6PK1200	ALT, (-AC), ⇒12/2007, ALT, (AC)
					 6PK1200K1	ALT, (-AC), ⇒12/2007, ALT, (AC)
					 CT1179	CA, OE-NO 8201069699
					 CT1179K2	CA, OE-NO BELT 8201069699
					 CT1179K4	CA, OE-NO BELT 8201069699
					 CT1179WP2	CA, OE-NO BELT 8201069699
					 CT1179WP4	CA, OE-NO BELT 8201069699
					 AP9025	
					 AP9056	
					 AP9066	
					 VD1113	
1.6 Flex	06/06-11/08	K4M 766	82	1598	 6PK1200	ALT
					 6PK1200K1	ALT
					 CT1179	CA
					 CT1179K2	CA
					 CT1179K4	CA
					 AP9025	
					 AP9066	
					 VD1113	
1.9 dCi	04/04-	F9Q 812	88	1870	 7PK1125	ALT, PS, AC
					 7PK1125K1	ALT, PS, AC
					 CT1064	CA
					 CT1064K1	CA
					 CT1064WP2	CA
					 VD1104	ONLY WITH MS43
					 MS43	FOR ART-NO: VD1104
					 7PK1125	ALT
	05/05-	F9Q E 804	81	1870	 7PK1125K1	ALT
					 CT1064	CA, MTR-CODE: F9Q 803, F9Q 804
					 CT1064K1	CA, MTR-CODE: F9Q 803, F9Q 804
					 CT1064WP2	CA, MTR-CODE: F9Q 803, F9Q 804
					 VD1104	ONLY WITH MS43
					 MS43	FOR ART-NO: VD1104
					 7PK1125	ALT
					 7PK1125K1	ALT
		F9Q J 803, F9Q EE 804, F9Q 816, F9Q 818	96	1870	 CT1064	CA
					 CT1064K1	CA
					 CT1064WP2	CA
					 VD1104	ONLY WITH MS43

					ContiTech	
RENAULT						
GRAND SCÉNIC II (JM0/1_)						
					 MS43	FOR ART-NO: VD1104
2.0	04/04-	F4R 770, F4R 771	99	1998	 7PK1125  7PK1125K1  CT1130  CT1130K2  CT1130K3  CT1130WP1  CT1130WP2	ALT, PS, AC, MTR-CODE: F4R 770, F4R 771 ALT, PS, AC, MTR-CODE: F4R 770, F4R 771 CA, MTR-CODE: F4R 770, F4R 771 CA, MTR-CODE: F4R 770, F4R 771 CA, MTR-CODE: F4R 770, F4R 771 CA, MTR-CODE: F4R 770, F4R 771 CA, MTR-CODE: F4R 770, F4R 771
2.0 dCi	09/05-	M9R 700, M9R 721, M9R 722	110	1995	 7PK1705  AP9047	ALT
GRAND SCÉNIC III (JZ0/1_)						
1.2 TCe	04/12-	H5F 400, H5F 404	85-97	1197	 7PK1605	ALT, ⇨ 01/2014
1.4 16V	02/09-	H4J 700	96	1397	 7PK1785	ALT
1.5 dCi	02/09-	K9K 832	78	1461	 6PK1200  6PK1200K1  CT1035  CT1035K2  AP9025  VD1113	ALT ALT CA CA 11/2010⇨
	04/09-	K9K 836, K9K 837, K9K 636	81	1461	 6PK1200  6PK1200K1  CT1035  CT1035K2  CT1035WP4  CT1184  CT1184K1  AP9025  VD1113	ALT, MTR-CODE: K9K 836, K9K 837, K9K 636 ALT, MTR-CODE: K9K 836, K9K 837 MTR-CODE: K9K 836, K9K 837, CA MTR-CODE: K9K 836, K9K 837, CA CA, MTR-CODE: K9K 836, K9K 837 CA, MTR-CODE: K9K 836, K9K 636 CA, MTR-CODE: K9K 636 11/2010⇨
1.6 16V	02/09-	K4M 858	81	1598	 6PK1200  6PK1200K1  CT1179  CT1179K2  CT1179K4  CT1179WP2  CT1179WP4  AP9066  VD1113	ALT ALT CA, OE-NO 8200897100 CA, OE-NO 8201069699 CA, OE-NO 8201069699 CA, OE-NO BELT 8201069699 CA, OE-NO BELT 8201069699 11/2010⇨
1.6 dCi	04/11-	R9M 402, R9M 404	96	1598	 7PK1687	ALT
1.9 dCi	02/09-	F9Q 872, F9Q 870	96	1870	 7PK1125  7PK1125K1  CT1150  CT1150K1  AP9047  VD1104  MS43	ALT ALT CA CA ONLY WITH MS43 FOR ART-NO: VD1104
KADJAR						
1.5 dCi 110	06/15-	K9K 646, K9K 647	81	1461	 AP9025	
KANGOO (FC0/1_, KC0/1_)						
1.2	07/98-07/01	D7F 766, D7F 764	44	1149	 3PK740  4PK1538  4PK905  4PK905  CT915  CT915K1  CT915WP1  CT915WP2  MS45	ALT ALT, (PS), (AC) PS, (AC) AC, (-PS) CA CA CA CA CA, ⇨ 12/2003, OPT
	08/97-	D7F 710, D7F	43	1149	 3PK740	ALT, 11/2000⇨
						

					ContiTech	
RENAULT						
KANGOO (FC0/1_, KC0/1_) ↵						
		720, D7F 726, D7F 722, D7F 744, D7F 746			 4PK1538  4PK735  4PK905  4PK925  4PK925K1  5PK1515  5PK875  5PK915  CT915  CT915K1  CT915WP1  CT915WP2  MS45	PS, AC, 11/2000⇒ ALT, ⇒10/2000 PS, (-AC), 11/2000⇒ AC, (-PS), 04/2000⇒ AC, (-PS), 04/2000⇒ PS, AC, ⇒10/2000 PS, (-AC), ⇒10/2000 AC, (-PS), ⇒10/2000 CA CA CA CA, ⇒12/2003, OPT
1.2 16V	06/01-	D4F 712, D4F 714, D4F 716, D4F 730	55	1149	 3PK740  3PK750  4PK1538  4PK905  4PK925  4PK925K1  CT1045  CT1045K1  CT1045WP1  MS45	ALT, (-AC) ALT, (AC), MTR-CODE: D4F 728 AC, (PS) PS AC, (-PS) AC, (-PS) CA CA CA, MTR-CODE: D4F 712, ⇒MTR-NO 030310
1.2 BiFuel	07/98-07/01	D7F 710, D7F 744	43	1149	 3PK740  4PK1538  4PK905  4PK905  4PK925  4PK925K1  5PK1515  5PK880  CT915  CT915K1  CT915WP1	ALT AC, (PS), 04/2000⇒, MTR-CODE: D7F710 D7F744, PS, (-AC) PS, (-AC), 04/2000⇒, MTR-CODE: D7F710 AC, (-PS), 04/2000⇒, MTR-CODE: D7F710 AC, (-PS), 04/2000⇒, MTR-CODE: D7F710 AC, (PS), ⇒04/2000, MTR-CODE: D7F710 PS, (-AC), ⇒04/2000, MTR-CODE: D7F710 CA CA CA
1.4	08/97-	E7J 780, E7J 634, E7J 635, K7J 700, K7J 701	55	1390	 3PK1038  4PK1237  4PK995  5PK1110  5PK1110K1  5PK1750  5PK1750K1  6PK1750  6PK1750K2  CT988  CT988K2  CT988WP1  CT988WP2  AP9025	ALT, MTR-CODE: E7J 780 PS, (AC), MTR-CODE: E7J 780 PS, (-AC), MTR-CODE: E7J 780 ALT, (-AC), MTR-CODE: E7J 634, E7J 635, K7J 700, K7J 701, OE-NO 77 00 107 493, 82 00 061 673 ALT, (-AC), MTR-CODE: E7J 634, 635, K7J 700, 701 ALT, (AC), MTR-CODE: K7J 700, K7J 701, 09/2001⇒, OE-NO 77 00 101 261, 77 00 111 671, ONLY WITH 82 00 603 359, 82 00 104 754 ALT, (AC), MTR-CODE: K7J 700, K7J 701, 09/2001⇒, OE-NO 77 00 101 261, 77 00 111 671 ALT, (AC), MTR-CODE: K7J 700, K7J 701, ⇒09/2001 ALT, (AC), MTR-CODE: K7J 700, K7J 701, ⇒09/2001 CA CA, 06/2005⇒ CA, MTR-CODE: E7J 634, E7J 635, E7J 780 CA, MTR-CODE: K7J 700, K7J 701
1.5 dCi	12/01-	K9K 700, K9K 702, K9K 704, K9K 710	48-60	1461	 5PK1135  5PK1135K1  5PK1200  5PK1200K1  6PK1130  6PK1130K1  6PK1200  6PK1200	ALT, (-AC), ⇒09/2005 ALT, (-AC), ⇒09/2005 ALT, (AC), ⇒01/2005 ALT, (AC), ⇒01/2005 ALT, (-AC), 12/2007⇒, MTR-CODE: K9K 700, 704 ALT, (-AC), 12/2007⇒, MTR-CODE: K9K 700, 704 ALT, (AC), 02/2005⇒ ALT, (-AC), 09/2005⇒, ⇒12/2007



ContiTech

































































RENAULT

KANGOO (FC0/1_, KC0/1_) ↗

					6PK1200K1 6PK1200K2 CT1035 CT1035K1 CT1035K2 CT1035WP1 CT1035WP2 CT1035WP3 AP9025 VD1113	ALT, (AC), 01/2005↔ ALT, (-AC), 09/2005↔, ↔ 12/2007 CA CA, ↔ 08/2003 CA, 09/2003↔ CA, ↔ 08/2003 CA, 09/2003↔, ↔ 03/2004 CA, 04/2004↔
	K9K 700, K9K 704, K9K 702	48	1461		5PK1135 5PK1135K1 5PK1200 5PK1200K1 6PK1130 6PK1130 6PK1130K1 6PK1130K1 6PK1200 6PK1200 6PK1200K1 6PK1200K2 CT1035 CT1035K1 CT1035K2 CT1035WP1 CT1035WP2 CT1035WP3 AP9025 VD1113	ALT, (-AC), ↔ 09/2005 ALT, (-AC), ↔ 09/2005 ALT, (-AC), ↔ 01/2005 ALT, (-AC), ↔ 01/2005 ALT, (-AC), 12/2007↔, MTR-CODE: K9K 700, (Kangoo Rapid) ALT, (-AC), 12/2007↔, MTR-CODE: K9K 704, (Kangoo Express) ALT, (-AC), MTR-CODE: K9K 700, 12/2007↔, (Kangoo Rapid) ALT, (-AC), MTR-CODE: K9K 704, 12/2007↔, (Kangoo Express) ALT, (-AC), 09/2005↔, ↔ 12/2007 ALT, (-AC), 02/2005↔ ALT, (-AC), 01/2005↔ ALT, (-AC), 09/2005↔, ↔ 12/2007 CA CA, ↔ 08/2003 CA, 09/2003↔ CA, ↔ 08/2003 CA, 09/2003↔, ↔ 03/2004 CA, 04/2004↔
07/03-	K9K 704	42	1461		5PK1135 5PK1135K1 5PK1200 5PK1200K1 6PK1130 6PK1200 6PK1200 6PK1200 6PK1200K1 6PK1200K1 6PK1200K1 6PK1200K2 CT1035 CT1035K2 CT1035WP2 CT1035WP3 AP9025 VD1113	ALT, (-AC), ↔ 09/2005 ALT, (-AC), ↔ 09/2005 ALT, (-AC), ↔ 01/2005 ALT, (-AC), ↔ 01/2005 ALT, (-PS), (-AC), 12/2007↔ ALT, (-AC), 01/2005↔ ALT, (-PS), (-AC), 09/2005↔, ↔ 12/2007 ALT, (-PS), (-AC) ALT, (-PS), (-AC), 09/2005↔ ALT, (-PS), (-AC), 09/2005↔, ↔ 12/2007 ALT, (-AC), 01/2005↔ ALT, (-PS), (-AC), 09/2005↔, ↔ 12/2007 CA CA CA, ↔ 03/2004 CA, 04/2004↔
1.6	09/99-06/01	K7M 746	66	1598	5PK1110 6PK1750 6PK1750K2 CT988 CT988K2	ALT, (-AC) ALT, (-AC) ALT, (-AC) CA CA
1.6 16V	10/01-	K4M 752	70	1598	5PK1110 5PK1110K1 5PK1750	ALT, (-AC) ALT, (-AC) ALT, (-AC), ONLY WITH 82 00 603 359, 82 00 104 754




					ContiTech	
RENAULT						
KANGOO (FC0/1_, KC0/1_) ↵						
					 6PK1750K1  CT1179  CT1179K1  CT1179K3  CT1179WP1  CT1179WP3  AP9025	ALT, (AC) CA CA CA CA CA CA
1.6 16V, 1.6 16V 4x4	06/01-	K4M 752, K4M 750, K4M 753	70	1598	 5PK1110  5PK1110K1  5PK1750  5PK1750  5PK1750  5PK1750K1  5PK1750K1  6PK1750  6PK1750K2  CT1179  CT1179K1  CT1179K3  CT1179WP1  CT1179WP3  AP9025	ALT, (AC) ALT, (AC) ALT, (AC), MTR-CODE: K4M 753 ONLY WITH 82 00 603 359, 82 00 104 754 ALT, (AC), MTR-CODE: K4M 750, K4M 752, 09/2001 ⇨ ALT, (AC), MTR-CODE: K4M 753 ALT, (AC), MTR-CODE: K4M 750, K4M 752, 09/2001 ⇨ ALT, (AC), MTR-CODE: K4M 750, K4M 752, ⇨09/2001 ALT, (AC), MTR-CODE: K4M 750, K4M 752, ⇨09/2001 CA CA CA CA CA CA
1.9 dCi 4x4	07/03-	F9Q 790	62	1870	 6PK1125  6PK1217  CT940  CT940K3  AP9052  VD1063  MS04	ALT, (AC) ALT, (AC) CA, MTR-CODE: F9Q 790 CA, MTR-CODE: F9Q 790 FOR ART-NO: VD1063
1.9 dTi	02/00-	F9Q 780	59	1870	 6PK1125  6PK1210  CT1026  CT1026K1  CT1026K2  AP9052  VD1063  MS04	ALT, PS, (AC) ALT, AC CA CA, MTR-CODE: F9Q 780, F9Q 782 CA, MTR-CODE: F9Q 780, F9Q 782 FOR ART-NO: VD1063
D 55 1.9	08/97-	F8Q 662	40	1870	 6PK1190  6PK1400  6PK894  CT949  CT949K1  CT949K2  VD1081  MS04	ALT, WP, AC ALT, WP, PS ALT CA CA CA FOR ART-NO: VD1081
D 65 1.9	08/97-	F8Q 630, F8Q 632	47	1870	 6PK1190  6PK1400  6PK894  CT949  CT949K1  CT949K2  VD1081  MS04	ALT, WP, AC ALT, WP, PS ALT CA CA CA FOR ART-NO: VD1081
KANGOO (FW0/1_, KW0/1_) ↵						
1.2 TCe 115	07/13-	H5F 400	84	1197	 7PK1605	ALT, ⇨01/2014
1.5 dCi	02/08-	K9K 800	50	1461	 6PK1130  6PK1130K1	ALT, (AC) ALT, (AC), MTR-CODE: K9K 800



































































ContiTech






































































RENAULT

KANGOO (FW0/1_, KW0/1_) 

					     	6PK1200 6PK1200K1 CT1035 CT1035K2 AP9066 VD1113	ALT, (AC) ALT, (AC) CA CA	
		K9K 804, K9K 806	76	1461	      	6PK1200 6PK1200K1 6PK1200K2 CT1035 CT1035K2 CT1035WP3 AP9066	ALT ALT, (AC) ALT, (-AC) CA CA CA	
	11/12-	K9K 802, K9K 608	55	1461	          	6PK1130 6PK1130K1 6PK1200 6PK1200K1 CT1035 CT1035K2 CT1035WP4 CT1184 CT1184K1 AP9066 VD1113	ALT, (-AC) ALT, (-AC), MTR-CODE: K9K 808, 802 ALT, (AC) ALT, (AC) CA, MTR-CODE: K9K802/K9K808 CA, MTR-CODE: K9K802/K9K808 CA CA, MTR-CODE: K9K 608 CA, MTR-CODE: K9K 608	
	06/09-	K9K 808	66	1461	           	6PK1130 6PK1130K1 6PK1200 6PK1200K1 CT1035 CT1035K2 CT1035WP4 CT1184 CT1184K1 AP9066 VD1113	ALT, (-AC) ALT, (-AC), MTR-CODE: K9K 808 ALT, (AC) ALT, (AC) CA, MTR-CODE: K9K 808 CA, MTR-CODE: K9K808 CA, MTR-CODE: K9K 808 CA, MTR-CODE: K9K 608 CA, MTR-CODE: K9K 608	
		K9K 804	80	1461	          	6PK1130 6PK1130K1 6PK1200 6PK1200K1 CT1035 CT1035K2 CT1035WP4 AP9066 VD1113	ALT, (-AC) ALT, (-AC), MTR-CODE: K9K 836 ALT, (AC) ALT, (AC) CA CA CA	
	1.5 dCi 110	03/13-	K9K 636	81	1461	   	6PK1195 CT1184 CT1184K1 AP9025	ALT, (AC) CA CA
		09/10-	K9K 804	80	1461	         	6PK1130 6PK1130K1 6PK1200 6PK1200K1 6PK1200K2 CT1035 CT1035K2 CT1035WP3 AP9066 VD1113	ALT, (PS), (-AC), MTR-CODE: K9K 816 ALT, (PS), (-AC), MTR-CODE: K9K 816 ALT ALT, (AC) ALT, (-AC) CA CA CA
	1.5 dCi 75	09/10-	K9K 808	55	1461	  	6PK1130 6PK1130K1 6PK1130K1	ALT, (-AC) ALT, (-AC), (Kangoo Rapid) ALT, (-AC), (Kangoo Express)


















					ContiTech	
RENAULT						
KANGOO (FW0/1_, KW0/1_) ↩						
					 6PK1200  6PK1200K1  CT1035  CT1035K2  AP9066  VD1113	ALT, (AC) ALT, (AC) CA, MTR-CODE: K9K 802, K9K 808 CA, MTR-CODE: K9K 802, K9K 808
		K9K 802	55	1461	 6PK1130  6PK1200  6PK1200K1  CT1035  CT1035K2  AP9066  VD1113	ALT, (-AC) ALT, (AC) ALT, (AC) CA CA
1.5 dCi 85	02/08-	K9K 802, K9K 800	63	1461	 6PK1130  6PK1130K1  6PK1200  6PK1200K1  CT1035  CT1035K2  AP9066  VD1113	ALT, (-AC) ALT, (AC) ALT, (AC) ALT, (AC) CA CA
1.5 dCi 90	06/09-	K9K 808	66	1461	 6PK1130  6PK1130K1  6PK1130K1  6PK1200  6PK1200K1  CT1035  CT1035K2  CT1035WP4  AP9066  VD1113	ALT, (-AC) ALT, (AC), MTR-CODE: K9K 808, (Kangoo Express) ALT, (AC), MTR-CODE: K9K 808, (Kangoo Rapid) ALT, (AC) ALT, (AC) CA CA CA
1.5 dCi, 1.5 dCi 110	02/09-	K9K 804, K9K 806	76-80	1461	 6PK1200  6PK1200K1  6PK1200K2  CT1035  CT1035K2  CT1035WP3  AP9066  VD1113	ALT ALT, (AC) ALT, (AC) CA CA CA
1.6	02/08-	K7M 750	64	1598	 4PK725  4PK916 ELAST  4PK916 ELAST T1  CT988  CT988K2  CT988K3	ALT AC AC CA CA, ⇨ 11/2009 CA, 11/2009 ⇨
	02/09-	K4M 830	78	1598	 6PK1200  6PK1200K1  CT1179  CT1179K1  CT1179K3  CT1179WP1  CT1179WP3  AP9025  VD1113	ALT, MTR-CODE: K4M 830 ALT, MTR-CODE: K4M 830 CA CA CA CA CA
1.6 16V	02/08-	K4M 830, K4M 831	78	1598	 6PK1200  6PK1200K1  CT1179  CT1179K1  CT1179K3  CT1179WP1  CT1179WP3	ALT ALT CA CA CA CA CA






































































































































ContiTech


































































RENAULT

KANGOO (FW0/1_, KW0/1_) 					 AP9025  VD1113	
		K4M 830	78	1598	 6PK1130  6PK1130K1  6PK1200  6PK1200K1  CT1179  CT1179K1  CT1179K3  CT1179WP1  CT1179WP3  AP9025  VD1113	ALT, (AC), MTR-CODE: K4M 831, 04/2009⇨, (Kangoo Express) ALT, (AC), MTR-CODE: K4M 831, 04/2009⇨, (Kangoo Express) ALT ALT CA CA CA CA CA CA
KOLEOS (HY_) 2.0 dCi, 2.0 dCi 4x4	09/08-	M9R 830, M9R 832, M9R 855, M9R 856, M9R 865, M9R 866, M9R 862	110-127	1995	 7PK1705	ALT



























































					ContiTech	
RENAULT						
LAGUNA I (B56_, 556_, K56_) ↩						
					 CT684	CA
					 CT684K1	CA
	08/95-03/01	F3P 670, F3P 678	66	1783	 6PK1125	ALT, PS, (-AC), (MANL-TP)
					 6PK1420	ALT, PS, (-AC), (AUTOM-TP)
					 6PK1660	ALT, PS, AC
					 6PK1660K3	ALT, PS, AC
					 CT684	CA
					 CT684K1	CA
1.8 16V	04/98-03/01	F4P 760	88	1783	 5PK1125	ALT, (-AC)
					 5PK1750	ALT, (-AC)
					 5PK1750K1	ALT, (-AC)
					 CT977	CA
					 CT977K1	CA, OE-NO 77 01 474 022
					 CT977K2	CA, OE-NO 77 01 477 184
					 CT977K3	CA
1.9 dCi	09/99-03/01	F9Q 718	79	1870	 6PK1795	ALT, (-AC)
					 6PK1795K2	ALT, (-AC)
					 CT1025	CA
					 CT1025K1	CA
					 CT1025WP2	CA
					 AP9039	
					 VD1101	(AC)
					 VD1118	(-AC)
1.9 dTi	10/97-03/01	F9Q 710, F9Q 716, F9Q 717	72	1870	 6PK1138	ALT, PS, (-AC)
					 6PK1642	ALT, PS, AC
					 6PK1642K1	ALT, PS, AC
					 CT1026	CA, MTR-CODE: F9Q 710, 11/2000⇒
					 CT1026	MTR-CODE: F9Q 717
					 CT1026K1	CA, MTR-CODE: F9Q 710, 11/2000⇒
					 CT1026K1	MTR-CODE: F9Q 717
					 CT1026K2	CA, MTR-CODE: F9Q 710, 11/2000⇒
					 CT940	MTR-CODE: F9Q 716
					 CT940	CA, MTR-CODE: F9Q 710, ⇒10/2000
					 CT940K1	CA, MTR-CODE: F9Q 710, ⇒10/2000
					 CT940K2	CA, MTR-CODE: F9Q 710, ⇒10/2000
					 CT940K2	MTR-CODE: F9Q 716
					 AP9052	
					 VD1063	
					 MS04	FOR ART-NO: VD1063
2.0	06/95-02/01	N7Q 700, N7Q 704	103	1948	 6PK1240	ALT, (-AC)
		F3R 768	84	1998	 6PK1605	ALT, (-AC)
					 6PK1125	ALT, (-AC)
					 6PK1660	ALT, (-AC)
					 6PK1660K3	ALT, (-AC)
					 CT840	CA
					 CT840K1	CA
					 CT840K2	CA
	11/93-03/01	F3R 722, F3R 723	83	1998	 6PK1125	ALT, PS, (-AC), 11/1995⇒, MTR-CODE: F3R 722, F3R 723
					 6PK1125	ALT, PS, (-AC), MTR-CODE: F3R 611
					 6PK1420	ALT, PS, (-AC), ⇒10/1995, MTR-CODE: F3R 722, F3R 723
					 6PK1660	ALT, PS, AC
					 6PK1660K3	ALT, PS, AC
					 CT840	CA
					 CT840K1	CA
2.2 D	11/93-03/01	G8T 706, G8T 752, G8T 790, G8T 794	61	2188	 6PK1015	ALT, 11/1995⇒
					 6PK1680	ALT, ⇒10/1995
					 6PK1950	ALT, AC
					 6PK1950K1	ALT, (-AC), MTR-CODE: G8T 752, 794
					 CT853	CA, ⇒12/1995, MTR-CODE: G8T-706, G8T-790
























































					ContiTech		
RENAULT							
LAGUNA I (B56_, 556_, K56_) 							
2.2 dT	03/96-03/01	G8T 760	83	2188	 CT853K1	CA, MTR-CODE: 706,790	
					 CT857	VACP	
					 CT921	CA, 01/1996⇨	
					 CT921K1	CA, MTR-CODE: 752,794	
					 CT921WP1	CA, MTR-CODE: 752,794	
					 CT980	VACP, (AC)	
					 6PK1015	ALT	
					 6PK1950	ALT, AC	
					 6PK1950K1	ALT, (AC)	
					 CT921	CA	
					 CT921K1	CA	
					 CT921WP1	CA	
LAGUNA II (BG0/1_, KG0/1_) 1.6 16V							
	03/01-	K4M 710, K4M 714	79	1598	 5PK1110	ALT, (AC)	
					 5PK1110K1	ALT, (AC)	
					 5PK1750	ALT, (AC), 09/2001⇨, ONLY WITH 82 00 603 359, 82 00 104 754	
					 5PK1750K1	ALT, (AC), 09/2001⇨	
					 6PK1750	ALT, (AC), ⇨09/2001	
					 6PK1750K2	ALT, (AC), ⇨09/2001	
					 CT1179	CA	
					 CT1179K1	CA	
					 CT1179K3	CA	
					 CT1179WP1	CA	
					 CT1179WP3	CA	
					 AP9025		
	02/05-	K4M 716	82	1598	 5PK1135	ALT, (AC)	
					 5PK1200	ALT, AC	
					 CT1179	CA	
					 CT1179K2	CA	
					 CT1179K4	CA	
					 CT1179WP2	CA	
 CT1179WP4	CA						
 AP9066							
1.8 16V	03/01-	F4P 770, F4P 772, F4P 774	89	1783	 6PK1795	ALT, (AC)	
					 CT1130	CA	
					 CT1130K2	CA, MTR-CODE: F4P770, F4P774, 05/2001⇨	
					 CT1130K3	CA, MTR-CODE: F4P770, F4P774, 05/2001⇨	
					 CT1130WP1	CA, MTR-CODE: F4P770, F4P774, 05/2001⇨	
					 CT1130WP2	CA, MTR-CODE: F4P770, F4P774, 05/2001⇨	
					 AP9052		
					 6PK1795	ALT, PS, AC	
					 CT1130	CA	
					 CT1130K2	CA, 04/2001⇨	
					 CT1130K3	CA, 04/2001⇨	
					 CT1130WP1	CA, 04/2001⇨, MTR-CODE: F4P 770	
	 CT1130WP2	CA, 04/2001⇨, MTR-CODE: F4P 770					
	 AP9052						
		F4P 770, F4P 773	88	1783	 6PK1795	ALT, PS, AC	
					 6PK1795K1	ALT, PS, AC	
					 CT1130	CA	
					 CT1130K2	CA	
 CT1130K3					CA		
 CT1130WP1					CA, MTR-CODE: F4P 770, 771		
 CT1130WP2	CA, MTR-CODE: F4P 770, 771						
 AP9052							
	F4P 770, F4P 774	86	1783	 6PK1795	ALT, MTR-CODE: F4P774, F4P775		
				 6PK1795K1	ALT, MTR-CODE: F4P774, F4P775		
				 6PK1800	ALT, MTR-CODE: F4P770, F4P771, F4P772		
				 CT1130	CA, MTR-CODE: F4P770, F4P771, F4P772, F4P774, F4P775		
							

					ContiTech	
RENAULT						
LAGUNA II (BG0/1_, KG0/1_) ↩						
1.9 dCi	03/01-	F9Q 750, F9Q 650, F9Q 670, F9Q 674	88	1870	 CT1130K2	CA, MTR-CODE: F4P770, F4P771, F4P772, F4P774, F4P775
					 CT1130K3	CA, MTR-CODE: F4P770, F4P771, F4P772, F4P774, F4P775
					 AP9052	
					 5PK1125	ALT, (-AC), MTR-CODE: F9Q 750, ONLY WITH VD1118
1.9 dCi	06/01-	F9Q 752	77	1870	 6PK1795	ALT, (AC), MTR-CODE: F9Q 750
					 6PK1795K1	ALT, (AC), MTR-CODE: F9Q 750, 03/2002 →
					 6PK1795K2	ALT, (AC), MTR-CODE: F9Q 750, → 03/2002
					 7PK1795	ALT, (AC), MTR-CODE: F9Q 670, F9Q 674
					 CT1025	CA, MTR-CODE: F9Q 670, F9Q 750
					 CT1025K1	CA, MTR-CODE: F9Q 670, F9Q 750
					 CT1025WP2	CA, MTR-CODE: F9Q 670, F9Q 750
					 CT1064	CA, MTR-CODE: F9Q 674
					 CT1064K1	CA, MTR-CODE: F9Q 674
					 CT1064WP2	CA, MTR-CODE: F9Q 674
					 AP9039	
					 AP9043	
					 AP9047	
					 VD1101	MTR-CODE: F9Q 750, (AC)
					 VD1104	MTR-CODE: F9Q 674, ONLY WITH MS43
					 VD1118	MTR-CODE: F9Q 750, (-AC)
1.9 dCi	10/01-	F9Q 752, F9Q 754	74	1870	 MS43	MTR-CODE: F9Q 674, FOR ART-NO: VD1104
					 5PK1125	ALT, (AC)
					 5PK1125K1	ALT, (-AC)
					 6PK1795	ALT, (AC)
					 6PK1795K1	ALT, (AC), 03/2002 →
					 6PK1795K2	ALT, (AC), → 03/2002
					 CT1025	CA
					 CT1025K1	CA
					 CT1025WP2	CA, MTR-CODE: F9Q 752
					 AP9039	
1.9 dCi	01/05-	F9Q 758, F9Q 674	81	1870	 AP9043	
					 VD1101	(AC)
					 VD1118	(-AC)
					 5PK1125	ALT, (AC)
					 6PK1795	ALT, (AC)
					 6PK1795K1	ALT, WP, PS, AC
					 CT1025	CA
					 CT1025K1	CA
					 CT1025WP2	CA
					 AP9039	
					 AP9043	
					 VD1101	(AC)
					 VD1118	(-AC)
					 7PK1795	ALT
					 CT1064	CA
					 CT1064K1	CA
1.9 dCi	05/05-	F9Q 758, F9Q 759	96	1870	 AP9047	
					 VD1104	(AUTOM), ONLY WITH MS43
					 MS43	(AUTOM), FOR ART-NO: VD1104
					 7PK1795	ALT
					 CT1064	CA
					 CT1064K1	CA
					 CT1064WP2	CA
					 AP9047	
					 VD1104	ONLY WITH MS43
					 MS43	FOR ART-NO: VD1104
1.9 dCi	03/01-	F9Q 718, F9Q	79	1870	 6PK1795	ALT

					ContiTech	
---	---	---	---	---	-----------	---

RENAULT

LAGUNA II (BG0/1_, KG0/1_) ↵						
		754			      	ALT, 03/2002↔ ALT, ↔03/2002 CA CA CA CA
2.0 16V	08/02-	F4R 712, F4R 713, F4R 714, F4R 715	99	1998	      	ALT, (AC) ALT, (AC) CA CA CA CA, MTR-CODE: F4R 712, 713 CA, MTR-CODE: F4R 712, 713
		F4R 714	98	1998	     	ALT CA CA CA CA CA
2.0 dCi	08/05-	M9R 740	110	1995	 	ALT ALT, (CRSHFT PULLEY)
2.2 dCi	10/01-	G9T 702, G9T 700	110	2188	    	ALT ALT, 08/2002↔ CA CA
LAGUNA III (BT0/1, KT0/1) 1.5 dCi						
	10/07-	K9K 780	81	1461	     	ALT ALT CA CA CA 11/2010↔
2.0 16V	10/07-	M4R 704	103	1998	 	ALT
2.0 dCi	10/07-	M9R 802, M9R 742, M9R 744	96	1995	  	ALT, MTR-CODE: M9R 742, M9R 744 ALT, MTR-CODE: M9R 802 ALT, (CRSHFT PULLEY), MTR-CODE: M9R 802
		M9R 802, M9R 805, M9R 814	110	1995	  	ALT, MTR-CODE: M9R 814 ALT, MTR-CODE: M9R 802, M9R 805 ALT, (CRSHFT PULLEY), MTR-CODE: M9R 802, 805
	01/08-	M9R 800, M9R 809, M9R 815	127	1995	 	ALT ALT, (CRSHFT PULLEY), MTR-CODE: M9R 800
LATITUDE (L70_) 1.5 dCi						
	07/10-	K9K 782	81	1461	     	ALT ALT CA CA CA
LOGAN I (LS_) 1.4						
	09/04-	K7J 710	55	1390	        	ALT, (-PS) AC, (-PS) AC ALT, (PS), (-AC) ALT, (PS), (-AC), ↔09/2009 ALT, (PS), (AC), ↔09/2009 ALT, (PS), (AC), ↔09/2009 CA CA, 09/2004↔, ↔11/2009

					ContiTech	
RENAULT						
LOGAN I (LS_)						
1.6	09/04-	K7M 710	64	1598	 CT988WP2 AP9025 CA, 09/2004⇒, ⇒11/2009  4PK715 ALT, (-PS)  4PK916 ELAST AC, (-PS)  4PK916 ELAST T1 AC  5PK1110 ALT, (PS), (-AC)  5PK1110K1 ALT, (PS), (-AC), ⇒09/2009  5PK1750 ALT, (PS), (AC), ⇒09/2009  5PK1750K1 ALT, (PS), (AC), ⇒09/2009  CT988 CA  CT988K2 CA, 09/2004⇒, ⇒11/2009  CT988K3 CA, 11/2009⇒  AP9025	
	04/07-	K4M 690	77	1598	 6PK1130 ALT, (-AC), (-PS), 12/2007⇒, MTR-CODE: K4M 690, 698  6PK1130K1 ALT, (-AC), (-PS), 12/2007⇒, MTR-CODE: K4M 690, 698  6PK1200 ALT, (AC), (-PS)  6PK1200 ALT, (-AC)  6PK1200K1 ALT, (PS), (-AC)  6PK1200K1 ALT, (-PS), (AC)  6PK1200K2 ALT, (-PS), (-AC), ⇒12/2007  6PK1820 ALT, (PS), (AC), ⇒10/2009  CT1179 CA  CT1179K1 CA  CT1179K3 CA  CT1179WP1 CA  CT1179WP3 CA  AP9025  AP9066  VD1113	
LOGAN II Estate						
1.5 dCi	12/13-	K9K 838	62	1461	 AP9066	
MASTER II (FD, JD, ED/HD/UD)						
1.9 dCi 80	11/01-	F9Q 772, F9Q 774	60	1870	 5PK1125 ALT, (-AC)  5PK1125K1 ALT, (-AC)  6PK1795 ALT, (AC)  6PK1795K1 ALT, (AC), 03/2002⇒  6PK1795K2 ALT, (AC), ⇒03/2002  CT1025 CA  CT1025K1 CA  CT1025WP2 CA, MTR-CODE: F9Q 752  AP9039  AP9043  VD1101 (AC)  VD1118 (-AC)	
2.2 dCi 90	09/00-	G9T 720, G9T 722, G9T 750	66	2188	 6PK1145 ALT, (-AC), (-POWER TAKE OFF), MTR-CODE: G9T720, ⇒08/2003  6PK1145 ALT, (-AC), (-POWER TAKE OFF), MTR-CODE: G9T722, 09/2003⇒, ⇒08/2006  6PK1795 ALT, (AC), OE-NO 7700109477, MTR-CODE: G9T722, 09/2003⇒, ⇒08/2006  6PK1795 ALT, (-AC), (POWER TAKE OFF), OE-NO 7700109477, 09/2003⇒, ⇒08/2006, MTR-CODE: G9T722  6PK1795 ALT, (AC), OE-NO 77 00 109 477, ⇒08/2003, MTR-CODE: G9T720  6PK1795 ALT, (-AC), (POWER TAKE OFF), OE-NO 77 00 109 477, ⇒08/2003, MTR-CODE: G9T720  6PK1836 ALT, (AC), OE-NO 82 00 466 868, ⇒08/2003, MTR-CODE: G9T720  6PK1836 ALT, (-AC), (POWER TAKE OFF), OE-NO 8200466868,	



ContiTech































































RENAULT

MASTER II (FD, JD, ED/HD/UD)



					6PK1836 6PK1836 7PK1104 7PK1145 7PK1795 7PK1795K1 CT1046 CT1046K1 AP9039 AP9047 VD1109	09/2003⇄, ⇄08/2006, MTR-CODE: G9T722, G9T750 ALT, (AC), OE-NO 8200466868, 09/2003⇄, ⇄08/2006, MTR-CODE: G9T722 ALT, (-AC), (POWER TAKE OFF), OE-NO 82 00 466 868, MTR-CODE: G9T720, ⇄08/2003 ALT, (-AC), (-POWER TAKE OFF), 11/2004⇄, MTR-CODE: G9T750 ALT, (-AC), (-POWER TAKE OFF), 09/2003⇄, MTR-CODE: G9T750 ALT, (AC), (-POWER TAKE OFF), OE-NO 8200833558, 09/2003⇄, MTR-CODE: G9T750 ALT, (AC), (-POWER TAKE OFF), OE-NO 8200833558, MTR-CODE: G9T750, 09/2003⇄ CA CA MTR-CODE: G9T 720, G9T 722
2.5 D	07/98-01/01	S8U 770	59	2499	5PK1200 6PK858 CT1038 CT1038K1 CT1038K2	ALT, AC ALT CA CA CA
2.5 dCi	08/06-	G9U 632	107	2464	7PK1113 7PK1795 7PK1795 7PK1795K1 7PK1795K1 7PK1834 CT1046 CT1046K1 AP9047 VD1114	ALT, (AC), (-POWER TAKE OFF) ALT, (AC), (POWER TAKE OFF), OE-NO 8200833558 ALT, (AC) ALT, (AC) ALT, (AC), (POWER TAKE OFF), OE-NO 8200833558 ALT, (-AC), (POWER TAKE OFF), OE-NO 8200778717 CA CA (-AC)
		G9U 754	74	2464	6PK1795 6PK1836 7PK1113 7PK1795 7PK1795K1 CT1046 CT1046K1 AP9039 AP9047 VD1114	ALT, (-AC), (POWER TAKE OFF) ALT, (-AC), (POWER TAKE OFF) ALT, (-AC), (-POWER TAKE OFF) ALT, (AC) ALT, (AC) CA, MTR-CODE: G9U 754 CA, MTR-CODE: G9U 754 (-AC)
		G9U 650	88	2464	7PK1113 7PK1795 7PK1795 7PK1795K1 7PK1795K1 7PK1834 CT1046 CT1046K1 AP9039 AP9047 VD1114	ALT, (-AC), (-POWER TAKE OFF) ALT, (AC) ALT, (AC), (POWER TAKE OFF), OE-NO 8200833558 ALT, (AC) ALT, (AC), (POWER TAKE OFF), OE-NO 8200833558 ALT, (-AC), (POWER TAKE OFF), OE-NO 8200778717 CA CA (-AC)
		G9U 750	84	2464	6PK1836 7PK1104 7PK1145 7PK1795	ALT, (-AC), MTR-CODE: G9U 750 ALT, (-AC), (-POWER TAKE OFF), 11/2004⇄, MTR-CODE: G9U 750 ALT, (-AC), (-POWER TAKE OFF), ⇄11/2004, MTR-CODE: G9U 750 ALT, (AC), MTR-CODE: G9U 750
































































					ContiTech	
RENAULT						
MASTER II (FD, JD, ED/HD/UD)						
					 7PK1795K1	ALT, (AC), MTR-CODE: G9U 750
					 CT1046	CA
					 CT1046K1	CA
					 AP9039	
					 AP9047	
					 VD1114	(-AC), MTR-CODE: G9U 750
2.5 dCi 100	10/03-	G9U 754	73	2463	 6PK1795	ALT, (-AC), (POWER TAKE OFF)
					 6PK1836	ALT, (-AC), (POWER TAKE OFF)
					 7PK1145	ALT, (-AC), (-POWER TAKE OFF)
					 7PK1795	ALT, (AC)
					 7PK1795K1	ALT, (AC)
					 CT1046	CA, MTR-CODE: G9U 754
					 CT1046K1	CA, MTR-CODE: G9U 754
					 AP9039	
					 AP9047	
					 VD1114	(-AC)
2.5 dCi 120	10/01-	G9U 720, G9U 754, G9U 750, G9U 724	84	2463	 6PK1145	ALT, (-AC), (-POWER TAKE OFF), MTR-CODE: G9U720, 08/2006⇒
					 6PK1795	ALT, (AC), (-POWER TAKE OFF), MTR-CODE: G9U720
					 6PK1795	ALT, (-AC), (POWER TAKE OFF), MTR-CODE: G9U720
					 6PK1795	ALT, (-AC), (POWER TAKE OFF), 08/2006⇒, MTR-CODE: G9U754
					 6PK1836	ALT, (-AC), (POWER TAKE OFF), OE-NO 82 00 466 868, ⇒08/2003, MTR-CODE: G9U754
					 7PK1104	ALT, (-AC), (-POWER TAKE OFF), 11/2004⇒, MTR-CODE: G9U754
					 7PK1145	ALT, (-AC), (-POWER TAKE OFF), ⇒11/2004, MTR-CODE: G9U754
					 7PK1795	ALT, (AC), (-POWER TAKE OFF), 09/2003⇒, MTR-CODE: G9U754
					 7PK1795K1	ALT, MTR-CODE: G9U754, 09/2003⇒, (AC), (-POWER TAKE OFF)
					 CT1046	CA
					 CT1046K1	CA
					 AP9039	
					 VD1114	(-AC)
2.8 dTi	07/98-10/01	S9W 702	84	2799	 5PK1200	ALT, (AC)
					 6PK844	ALT, (-AC), ⇒MODEL '00
					 6PK850	ALT, (-AC), MODEL '01⇒
					 CT1034	CA
					 CT1034K1	CA
3.0 dCi 140	10/03-	ZD3 200, ZD3 202	100	2953	 7PK1920	ALT
					 AP9073	
MASTER II Bus (JD)						
1.9 dTi	09/00-	F9Q 770	59	1870	 6PK1125	ALT, (-AC)
					 6PK1795	ALT, (AC)
					 CT1025	CA, MTR-CODE: F9Q 772, F9Q 774
					 CT1025K1	CA, MTR-CODE: F9Q 772, F9Q 774
					 CT1025WP2	CA, MTR-CODE: F9Q 772, F9Q 774
					 CT1026	CA, MTR-CODE: F9Q 770
					 CT1026K2	CA, MTR-CODE: F9Q 770
					 VD1063	
					 MS04	FOR ART-NO: VD1063
MASTER II Kasten (FD)						
1.9 dTi	09/00-	F9Q 770	59	1870	 6PK1795	ALT, (-AC), (POWER TAKE OFF)
					 6PK1836	ALT, (-AC), (POWER TAKE OFF)
					 7PK1145	ALT, (-AC), (-POWER TAKE OFF)
					 7PK1795	ALT, (AC)
					 7PK1795K1	ALT, (AC)
					 CT1046	CA, MTR-CODE: G9U 754
					 CT1046K1	CA, MTR-CODE: G9U 754
						

					ContiTech	
---	---	---	---	---	-----------	---

RENAULT




















































MASTER II Kasten (FD)						
					VD1114	(-AC)
MASTER III (JV, FV, EV, HV, UV)						
2.3 dCi	09/14-	M9T 870	81	2298	7PK1970 7PK1970K1	ALT, (AC) ALT, (AC)
	07/14-	M9T 700, M9T 702	100-120	2298	7PK1749	ALT, (AC)
2.3 dCi [RWD]	02/10-	M9T 686, M9T 690, M9T 692, M9T 694, M9T 696, M9T 698, M9T 870, M9T 890, M9T 896	92-107	2298	7PK1687	ALT, (-AC), (-POWER TAKE OFF)
2.3 dCi 150	10/12-	M9T 880	110	2299	7PK1970K1 7PK1970K1	ALT, (AC) ALT, (-AC), (POWER TAKE OFF)
2.3 dCi FWD	02/10-	M9T 670, M9T 672, M9T 676, M9T 678, M9T 680, M9T 694, M9T 696, M9T 698, M9T 870, M9T 890, M9T 896	74-107	2298	7PK1687 7PK1970 7PK1970 7PK1970K1 7PK1970K1	ALT, (-AC), (-POWER TAKE OFF) ALT, (AC) ALT, (-AC), (POWER TAKE OFF) ALT, (-AC), (POWER TAKE OFF) ALT, (AC)
	03/13-	M9T 880, M9T 898	110	2299	7PK1970 7PK1970 7PK1970K1 7PK1970K1	ALT, (AC) ALT, (-AC) ALT, (-AC) ALT, (AC)
MEGANE CC (EZ0/1_)						
1.2 TCe	01/13-	H5F 404	97	1197	7PK1605	ALT, ⇨01/2014
1.4 TCe	06/10-	H4J 700	96	1397	7PK1785	ALT
1.5 dCi	06/10-	K9K 837	81	1461	6PK1200	ALT
					6PK1200K1	ALT
					CT1035	CA
					CT1035K2	CA
					CT1035WP4	CA
					AP9025	
1.9 dCi	06/10-	F9Q 870	96	1870	7PK1125	ALT
					7PK1125K1	ALT
					CT1150	CA
					CT1150K1	CA
					AP9047	
					VD1104	ONLY WITH MS43
					MS43	FOR ART-NO: VD1104
MEGANE I (BA0/1_, DA0/1_, EA0/1_, KA0/1_, LA0/1_)						
1.4	09/96-08/03	E7J 764, E7J 626	55	1390	3PK715	ALT, MTR-CODE: E7J 764
					3PK835	PS, (-AC), MTR-CODE: E7J 764
					4PK1260	PS, (AC), 06/1996⇨, ⇨06/1997, MTR-CODE: E7J 764
					4PK1272	PS, (AC), 07/1997⇨, MTR-CODE: E7J 764
					5PK1110	ALT, (-AC), MTR-CODE: E7J 626
					5PK1110K1	ALT, (-AC), MTR-CODE: E7J 626
					5PK1750	ALT, (AC), MTR-CODE: E7J 626
					5PK1750K1	ALT, (AC), MTR-CODE: E7J 626
					CT988	CA, MTR-CODE: E7J 626, E7J 764
					CT988WP1	CA, MTR-CODE: E7J 626, E7J 764
					AP9025	
1.4 16V	03/99-08/03	K4J 750, K4J 714	70	1390	5PK1110	ALT, (-AC)
					5PK1110K1	ALT, (-AC)
					5PK1750	ALT, (AC), 09/2001⇨, MTR-CODE: K4J, ONLY WITH 82 00 603 359, 82 00 104 754
					5PK1750K1	ALT, (AC), 09/2001⇨, MTR-CODE: K4J
					6PK1750	ALT, (AC), ⇨09/2001



























































































































					ContiTech	
RENAULT						
MEGANE I (BA0/1_, DA0/1_, EA0/1_, KA0/1_, LA0/1_) ↩						
1.4 e					 6PK1750K2  CT1179  CT1179K1  CT1179K3  CT1179WP1  CT1179WP3  AP9025	ALT, (AC), ⇨09/2001 CA CA CA CA CA CA
	03/99-08/03	E7J 626	55	1390	 5PK1110  5PK1110K1  6PK1750  6PK1750K2  CT988  CT988WP1  AP9025	PS, (-AC) PS, (-AC) PS, (AC) ALT, (AC) CA CA CA
	01/96-08/03	E7J 764, E7J 626	55	1390	 3PK715  3PK835  4PK1260  4PK1272  5PK1110  5PK1110K1  5PK1260  5PK1750  5PK1750K1  CT988  CT988WP1  AP9025	ALT, ⇨02/1999 PS, (-AC) PS, (AC), 06/1996⇨, ⇨06/1997 PS, (AC), 07/1997⇨ ALT, (-AC), 03/1999⇨ ALT, (-AC), MTR-CODE: E7J 626, 03/1999⇨ PS, (AC), ⇨06/1996 ALT, (AC), 03/1999⇨, ONLY WITH 82 00 603 359, 82 00 104 754 ALT, (AC), 03/1999⇨ CA, MTR-CODE: E7J 626, E7J 764 CA, MTR-CODE: E7J 626, E7J 764
1.4 Eco	01/96-03/99	E7J 624	52	1390	 3PK715  3PK835  4PK1260  4PK1272  5PK1260  CT709  CT709K1	ALT PS, (-AC) PS, (AC), 06/1996⇨, ⇨06/1997 PS, (AC), 07/1997⇨ PS, (AC), ⇨06/1996 CA CA
1.6 16V	03/99-08/03	K4M 700, K4M 701, K4M 708, K4M 704	79	1598	 5PK1110  5PK1110K1  5PK1750  5PK1750K1  6PK1750  6PK1750K2  CT1179  CT1179K1  CT1179K3  CT1179WP1  CT1179WP3  AP9025	ALT, (-AC) ALT, (-AC) ALT, (AC), 09/2001⇨, MTR-CODE: K4M 700, 701, 708, ONLY WITH 82 00 603 359, 82 00 104 754 ALT, (AC), 09/2001⇨, MTR-CODE: K4M 700, 701, 708 ALT, (AC), ⇨09/2001 ALT, (AC), ⇨09/2001 CA CA CA CA CA CA
1.6 e	01/96-03/99	K7M 702, K7M 703, K7M 790	66	1598	 3PK715  3PK835  4PK1260  4PK1260  4PK1272  5PK1260  CT709  CT709K1  CT709WP1	ALT, MTR-CODE: K7M 702, K7M 703, K7M 790 PS, (-AC), MTR-CODE: K7M 702, K7M 703, K7M 790 PS, (AC), 06/1996⇨, ⇨06/1997, MTR-CODE: K7M 702, K7M 703 PS, (AC), 06/1996⇨, MTR-CODE: K7M 790 PS, (AC), 07/1997⇨, MTR-CODE: K7M 702, K7M 703 PS, (AC), ⇨06/1996, MTR-CODE: K7M 702, K7M 703, K7M 790 CA CA CA
	03/96-08/03	K7M 702, K7M 703	66	1598	 3PK715	ALT, MTR-CODE: K7M 702, K7M 703





































































					ContiTech	
---	---	---	---	---	-----------	---





































































RENAULT

MEGANE I (BA0/1_, DA0/1_, EA0/1_, KA0/1_, LA0/1_)↵						
		703			 3PK835  4PK1260  4PK1272  5PK1260  CT709  CT709K1  CT709WP1	PS, (-AC), MTR-CODE: K7M 702, K7M 703 PS, (AC), 06/1996⇒, ⇒06/1997, MTR-CODE: K7M 702, K7M 703 PS, (AC), 07/1997⇒, MTR-CODE: K7M 702, K7M 703 PS, (AC), ⇒06/1996, MTR-CODE: K7M 702, K7M 703 CA CA CA
1.6 i	01/96-03/99	K7M 720	55	1598	 3PK715  3PK835  4PK1260  4PK1272  5PK1260  CT988  CT988K2  CT988WP2	ALT, MTR-CODE: K7M 720 PS, (-AC), MTR-CODE: K7M 720 PS, (AC), 06/1996⇒, ⇒06/1997, MTR-CODE: K7M 720 PS, (AC), 07/1997⇒, MTR-CODE: K7M 720 PS, (AC), ⇒06/1996, MTR-CODE: K7M 720 CA CA CA
1.9 D	09/96-08/03	F8Q 620, F8Q 624	47	1870	 6PK1138  6PK1138D2  6PK1642  6PK1642D2  6PK1642K1  CT935  CT935K1  CT935K2  VD1081  MS04	ALT, (-AC) ALT, (-AC) ALT, (AC) ALT, (AC) ALT, (AC) CA CA, MTR-CODE: F8Q 624 CA, MTR-CODE: F8Q 624 VD1081 FOR ART-NO: VD1081
1.9 D Eco	01/96-08/03	F8Q 620, F8Q 624	47	1870	 6PK1138  6PK1138D2  6PK1642  6PK1642D2  CT604  CT604K1  CT935  CT935K1  CT935K2  VD1081  MS04	ALT, (-AC) ALT, (-AC) ALT, (AC) ALT, (AC) CA, ⇒08/1996 CA, ⇒08/1996 CA, 09/1996⇒, (HTD2), (SEE BELT SPEC) CA, 09/1996⇒, MTR-CODE: F8Q 624, (SEE BELT SPEC), (HTD2) CA, 09/1996⇒, MTR-CODE: F8Q 624, (SEE BELT SPEC), (HTD2) VD1081 FOR ART-NO: VD1081
1.9 dCi	02/01-08/03	F9Q 732, F9Q 733, F9Q 738	75	1870	 6PK1138  6PK1138D1  6PK1605  6PK1605K1  6PK1642  6PK1642D1  6PK1642K1  CT940  CT940K1  CT940K2  AP9052  VD1063  MS04	ALT, PS, (-AC) ALT, PS, (-AC), MTR-CODE: F9Q 731, F9Q 732, F9Q 733, F9Q 736, F9Q 744 ALT, PS, AC, 04/2001⇒ ALT, PS, (AC), 04/2001⇒ ALT, PS, AC, ⇒03/2001 ALT, PS, AC, MTR-CODE: F9Q 731, F9Q 732, F9Q 733, F9Q 736, F9Q 744, ⇒03/2001 ALT, PS, AC, ⇒03/2001 CA CA CA
1.9 dTi	03/99-02/01	F9Q 731, F9Q 736	72	1870	 6PK1138  6PK1138D1	ALT, PS ALT, PS, MTR-CODE: F9Q 731, F9Q 732, F9Q 733, F9Q 736, F9Q 744

					ContiTech	
RENAULT						
MEGANE I (BA0/1_, DA0/1_, EA0/1_, KA0/1_, LA0/1_) 						
					 6PK1642 ALT, PS, AC  6PK1642D1 ALT, PS, AC, MTR-CODE: F9Q 731, F9Q 732, F9Q 733, F9Q 736, F9Q 744  6PK1642K1 ALT, PS, AC  CT1026 CA, MTR-CODE: F9Q 731  CT1026 F9Q 736, 11/2000⇒  CT1026K1 MTR-CODE: F9Q 731  CT1026K1 CA, MTR-CODE: F9Q 736, 11/2000⇒  CT1026K2 CA, MTR-CODE: F9Q 731  CT1026K2 F9Q 736, 11/2000⇒  CT940 CA, MTR-CODE: F9Q 736, ⇒10/2000  CT940K1 CA, MTR-CODE: F9Q 736, ⇒10/2000  CT940K2 CA, MTR-CODE: F9Q 736, ⇒10/2000  AP9052  VD1063  MS04 FOR ART-NO: VD1063	
	02/01-08/03	F9Q 744	59	1870	 6PK1138 ALT, PS  6PK1138D1 ALT, PS, MTR-CODE: F9Q 731, F9Q 732, F9Q 733, F9Q 736, F9Q 744  6PK1605 ALT, (AC), MTR-CODE: F9Q738  6PK1605K1 ALT, (AC), MTR-CODE: F9Q738  6PK1642 ALT, PS, AC  6PK1642D1 ALT, PS, AC, MTR-CODE: F9Q 731, F9Q 732, F9Q 733, F9Q 736, F9Q 744  6PK1642K1 ALT, PS, AC  CT1026 CA  CT1026K1 CA  CT1026K2 CA  AP9052  VD1063  MS04 FOR ART-NO: VD1063	
1.9 DTi	02/00-09/00	F9Q 730	60	1870	 6PK1138 ALT, (AC)  6PK1642 ALT, (AC)  CT940 CA  CT940K1 CA  AP9052  MS04	
1.9 dTi	03/97-02/01	F9Q 730, F9Q 734, F9Q 731, F9Q 736	72	1870	 6PK1138 ALT, PS, (-AC)  6PK1138D1 ALT, PS, (-AC), MTR-CODE: F9Q 731, F9Q 732, F9Q 733, F9Q 736, F9Q 744  6PK1605 ALT, (AC), MTR-CODE: F9Q738  6PK1605K1 ALT, (AC), MTR-CODE: F9Q738  6PK1642 ALT, PS, AC, MTR-CODE: F9Q 730, F9Q 734  6PK1642D1 ALT, PS, AC, MTR-CODE: F9Q 731, F9Q 732, F9Q 733, F9Q 736, F9Q 744  6PK1642K1 ALT, PS, AC, MTR-CODE: F9Q 730, F9Q 734  CT1026 CA, MTR-CODE: F9Q 731  CT1026 F9Q 736, 11/2000⇒  CT1026K1 MTR-CODE: F9Q 731  CT1026K1 CA, MTR-CODE: F9Q 736, 11/2000⇒  CT1026K2 F9Q 736, 11/2000⇒  CT1026K2 CA, MTR-CODE: F9Q 731  CT940 F9Q 736, ⇒10/2000  CT940 CA, MTR-CODE: F9Q 730, F9Q 734  CT940K1 CA, MTR-CODE: F9Q 730  CT940K2 CA, MTR-CODE: F9Q 734  CT940K2 F9Q 736, ⇒10/2000  AP9052  VD1063 MTR-CODE: F9Q 731, F9Q 736	

RENAULT						
MEGANE I (BA0/1_, DA0/1_, EA0/1_, KA0/1_, LA0/1_) 						
		F9Q 734, F9Q 731, F9Q 736	72	1870	 VD1063	F9Q 734, 11/1997⇨
					 MS04	FOR ART-NO: VD1063
					 6PK1138	ALT, PS
					 6PK1138D1	ALT, PS, MTR-CODE: F9Q 731, F9Q 732, F9Q 733, F9Q 736, F9Q 744
					 6PK1642	ALT, PS, AC
					 6PK1642D1	ALT, PS, AC, MTR-CODE: F9Q 731, F9Q 732, F9Q 733, F9Q 736, F9Q 744
					 6PK1642K1	ALT, PS, AC
					 CT1026	F9Q 736, 11/2000⇨
					 CT1026	CA, MTR-CODE: F9Q 731
					 CT1026K1	CA, MTR-CODE: F9Q 731
					 CT1026K1	F9Q 736, 11/2000⇨
					 CT1026K2	F9Q 736, 11/2000⇨
					 CT1026K2	CA, MTR-CODE: F9Q 731
					 CT940	F9Q 736, ⇨10/2000
					 CT940	CA, MTR-CODE: F9Q 734
					 CT940K1	F9Q 736, ⇨10/2000
					 CT940K1	CA, MTR-CODE: F9Q 734
					 CT940K2	CA, MTR-CODE: F9Q 734
					 CT940K2	F9Q 736, ⇨10/2000
					 AP9052	
					 VD1063	
2.0 16V IDE	11/99-08/03	F5R 740	103	1998	 MS04	FOR ART-NO: VD1063
					 5PK1750	ALT
					 5PK1750K1	ALT
					 CT1007	CA
					 5PK1135	ALT, (AC), ⇨05/2006
					 5PK1135K1	ALT, (AC), ⇨04/2005
					 5PK1200	ALT, (AC), ⇨04/2005
					 5PK1200K1	ALT, AC, ⇨04/2005
					 6PK1200	ALT, (AC), 05/2005⇨
					 6PK1200	ALT, (AC), 06/2006⇨
					 CT1179	CA
					 CT1179K1	CA
					 CT1179K3	CA
					 AP9056	
					 VD1113	
					 5PK1135	ALT, (AC), ⇨05/2006
					 5PK1135K1	ALT, (AC), ⇨04/2005
					 5PK1200	ALT, (AC), ⇨04/2005
					 5PK1200K1	ALT, AC, ⇨04/2005
					 6PK1200	ALT, (AC), 05/2006⇨
					 6PK1200	ALT, (AC), 04/2005⇨
					 6PK1200K1	ALT, (AC), 04/2005⇨
					 6PK1200K2	ALT, (AC), 05/2006⇨
					 CT1179	CA
					 CT1179K1	CA
					 CT1179K3	CA
					 AP9025	MTR-CODE: K4J 740
					 AP9056	
					 AP9066	
					 VD1113	
1.5 dCi	11/02-02/08	K9K 722	60	1461	 5PK1135	ALT, (AC), ⇨09/2005
					 5PK1135K1	ALT, (AC), ⇨09/2005
					 5PK1200	ALT, (AC), ⇨01/2005
					 5PK1200K1	ALT, (AC), ⇨01/2005
					 6PK1130	ALT, (AC), 12/2007⇨
					 6PK1130K1	ALT, (AC), 12/2007⇨, MTR-CODE: K9K 722
					 6PK1200	ALT, (AC), 02/2005⇨

					ContiTech	
RENAULT						
MEGANE II (BM0/1_, CM0/1_, EM0/1_, KM0/1_, LM0/1_) 						
					 6PK1200  6PK1200K1  6PK1200K2  CT1035  CT1035K1  CT1035K2  CT1035WP1  CT1035WP2  CT1035WP3  AP9066  VD1113	ALT, (AC), 09/2005⇨, ⇨12/2007 ALT, (AC), 02/2005⇨ ALT, (AC), 09/2005⇨, ⇨12/2007 CA CA, ⇨08/2003 CA, 09/2003⇨ CA, ⇨08/2003 CA, 09/2003⇨, ⇨03/2004 CA, 04/2004⇨
	10/03-	K9K 728, K9K 729	74	1461	 5PK1135  5PK1135K1  5PK1200  5PK1200K1  6PK1130  6PK1200  6PK1200  6PK1200K1  6PK1200K2  CT1035  CT1035K2  CT1035WP2  CT1035WP3  AP9025  AP9066  VD1113	ALT, (AC), ⇨09/2005 ALT, (AC), ⇨09/2005 ALT, (AC), ⇨01/2005 ALT, (AC), ⇨01/2005 ALT, (AC), 12/2007⇨ ALT, (AC), 01/2005⇨ ALT, (AC), 09/2005⇨, ⇨11/2007 ALT, (AC), 01/2005⇨ ALT, (AC), 09/2005⇨, ⇨11/2007 CA CA CA, ⇨03/2004 CA, 04/2004⇨
	05/05-	K9K 724	63	1461	 5PK1135  5PK1135K1  6PK1130  6PK1130K1  6PK1200  6PK1200  6PK1200K1  6PK1200K2  CT1035  CT1035K2  CT1035WP3  AP9066  VD1113	ALT, (AC), ⇨09/2005 ALT, (AC), ⇨09/2005 ALT, (AC), 12/2007⇨ ALT, (AC), 12/2007⇨ ALT, (AC), 09/2005⇨, ⇨12/2007 ALT, (AC) ALT, (AC) ALT, (AC), 09/2005⇨, ⇨11/2007 CA CA CA
		K9K 732, K9K 734	78	1461	 5PK1135  6PK1200  6PK1200  6PK1200K1  6PK1200K2  CT1035  CT1035K2  CT1035WP3  AP9066  VD1113	ALT, (AC), ⇨09/2005, MTR-CODE: K9K 732 ALT, (AC), MTR-CODE: K9K 732, K9K 734 ALT, (AC), 09/2005⇨, MTR-CODE: K9K732 ALT, (AC), MTR-CODE: K9K 732, K9K 734 ALT, (AC), 09/2005⇨, MTR-CODE: K9K 732 CA CA CA
	01/07-07/09	K9K 728	76	1461	 6PK1130  6PK1200  6PK1200  6PK1200K1  6PK1200K2  CT1035  CT1035K2  CT1035WP3  AP9066  VD1113	ALT, (AC), 12/2007⇨ ALT, (AC), 01/2005⇨ ALT, (AC), 09/2005⇨, ⇨11/2007 ALT, (AC), 01/2005⇨ ALT, (AC), 09/2005⇨, ⇨11/2007 CA CA CA, 04/2004⇨
	01/07-	K9K 734	76	1461	 6PK1200	ALT, (AC)































































						ContiTech	
RENAULT							
MEGANE II (BM0/1_, CM0/1_, EM0/1_, KM0/1_, LM0/1_) 							
1.6	09/03-03/09	K4M 760, K4M 761	83	1598	 6PK1200K1	ALT, (AC)	
					 CT1035	CA	
					 CT1035K2	CA	
					 CT1035WP3	CA	
1.6	09/03-03/09	K4M 760, K4M 761	83	1598	 AP9066		
					 VD1113		
					 5PK1135	ALT, (AC), ⇨ 05/2006	
					 5PK1135K1	ALT, (AC), ⇨ 04/2005	
					 5PK1200	ALT, (AC), ⇨ 04/2005	
					 5PK1200K1	ALT, (AC), ⇨ 04/2005	
					 6PK1200	ALT, (AC), 04/2005⇨	
					 6PK1200	ALT, (AC), 05/2006⇨	
					 6PK1200K1	ALT, (AC), 04/2005⇨	
					 6PK1200K2	ALT, (AC), 05/2006⇨	
					 CT1179	CA	
					 CT1179K2	CA	
					 CT1179K4	CA	
					 CT1179WP2	CA	
					 CT1179WP4	CA	
1.6	06/05-03/09	K4M 788	77	1598	 AP9056		
					 AP9066		
					 VD1113		
					 6PK1200	ALT	
					 CT1179	CA	
					 CT1179K1	CA	
					 CT1179K3	CA	
					 CT1179WP1	CA	
					 CT1179WP3	CA	
					 AP9025		
					 AP9056		
					 AP9066		
1.6	05/05-	K4M 762	77	1598	 6PK1200	ALT	
					 6PK1200K1	ALT	
					 CT1179	CA	
					 CT1179K1	CA	
					 CT1179K3	CA	
					 CT1179WP1	CA	
					 CT1179WP3	CA	
					 AP9025		
					 AP9066		
1.6 16V	01/06-08/09	K4M 760, K4M 761, K4M 812, K4M 813	82	1598	 5PK1135	ALT, (AC), ⇨ 05/2006	
					 6PK1200	ALT, (AC), 06/2006⇨	
					 6PK1200	ALT, (AC)	
					 6PK1200K1	ALT, (AC)	
					 6PK1200K2	ALT, (AC), 06/2006⇨, ⇨ 12/2007, MTR-CODE: K4M 812	
					 6PK1200K2	ALT, (AC), ⇨ 04/2009, MTR-CODE: K4M 813	
					 CT1179	CA	
					 CT1179K2	CA	
					 CT1179K4	CA	
					 CT1179WP2	CA	
					 CT1179WP4	CA	
					 AP9025	MTR-CODE: K4M 812 / 813	
					 AP9056		
					 AP9066		
					 VD1113		
1.6 Flex-Fuel	01/07-02/08	K4M 788	77	1598	 6PK1200	ALT	
					 6PK1200K1	ALT	
					 CT1179	CA	
					 CT1179K1	CA	
1.6 Flex-Fuel	01/07-02/08	K4M 788	77	1598	 CT1179K3	CA	
							

1.6, 1.6 16V	11/02-	K4M 760, K4M 761	83	1598	5PK1179WP1 5PK1179WP3 AP9025 AP9056 AP9066 VD1113	CA CA (-AC)
1.9 dCi	11/02-02/08	F9Q 800	88	1870	5PK1135 5PK1135K1 5PK1200 5PK1200K1 6PK1130 6PK1130K1 6PK1200 6PK1200 6PK1200K1 6PK1200K2 CT1179 CT1179K2 CT1179K4 CT1179WP2 CT1179WP4 AP9056 AP9066 VD1113	ALT, (-AC), ⇨ 05/2006 ALT, (-AC), ⇨ 04/2005 ALT, (AC), ⇨ 04/2005 ALT, (AC), ⇨ 04/2005 ALT, (-AC), 12/2007⇨, MTR-CODE: K4M 812, 813 ALT, (-AC), 12/2007⇨, MTR-CODE: K4M 812, 813 ALT, (-AC), 05/2006⇨ ALT, (AC), 04/2005⇨ ALT, (AC), 04/2005⇨ ALT, (-AC), 05/2006⇨ CA CA CA CA CA
1.9 dCi	11/02-02/08	F9Q 800	88	1870	7PK1125 7PK1125K1 CT1064 CT1064K1 CT1064WP2 AP9039 AP9043 VD1104 MS43	ALT, PS, AC ALT, PS, AC CA CA CA CA ONLY WITH MS43 FOR ART-NO: VD1104
1.9 dCi	11/02-	F9Q 800, F9Q 803, F9Q 804, F9Q 808, F9Q 816, F9Q 818	68-96	1870	7PK1125 7PK1125K1 CT1064 CT1064K1 CT1064WP2 VD1104 MS43	ALT, PS, AC ALT, PS, AC CA CA CA ONLY WITH MS43 FOR ART-NO: VD1104
2.0 dCi	09/05-02/08	M9R 700, M9R 722	110	1995	7PK1705 AP9047	ALT
2.0 dCi	01/07-02/08	M9R 724	127	1995	7PK1705	ALT
2.0 Renault Sport	05/04-10/09	F4R 774, F4Rt 774	165	1998	7PK1125 7PK1125K1 CT1130 CT1130K2 CT1130K3 CT1130WP1 CT1130WP2	ALT ALT CA, MTR-CODE: F4R774 CA CA CA, MTR-CODE: F4R 774, 776 CA, MTR-CODE: F4R 774, 776
2.0, 2.0 16V	11/02-	F4R 770, F4R 771	99	1998	7PK1125 7PK1125K1 CT1130 CT1130K2 CT1130K3 CT1130WP1 CT1130WP2	ALT, PS, AC ALT, PS, AC CA CA CA CA CA
ANE III (BZ0, DZ0/1, KZ0/1)						
1.2 Tce	03/12-	H5F 400, H5F 404	85-97	1197-1198	7PK1605	ALT, ⇨ 01/2014




































































































































					ContiTech	
---	---	---	---	---	-----------	---































































RENAULT

MEGANE III (BZ0_, DZ0/1_, KZ0/1)						
 1.4 TCe 1.5 dCi	04/09-	H4J 700	96	1397	 7PK1785	ALT
	02/09-	K9K 846, K9K J 836, K9K 837	70-81	1461	 6PK1200	ALT
					 6PK1200K1	ALT
					 CT1035	CA
					 CT1035K2	CA
					 CT1035WP4	CA
					 AP9025	
	07/14-	K9K 846	70	1461	 AP9025	
	11/08-	K9K H 834, K9K 834	66	1461	 6PK1200	ALT
					 6PK1200K1	ALT
					 CT1035	CA
					 CT1035K2	CA
					 CT1035WP4	CA
					 AP9025	
					 VD1113	
	02/09-	K9K 836, K9K 846, K9K 837, K9K 636	81	1461	 6PK1200	ALT
					 6PK1200K1	ALT
					 CT1035	CA, MTR-CODE: K9K 836, K9K 837, K9K 846
					 CT1035K2	CA, MTR-CODE: K9K 836, K9K 837, K9K 846
					 CT1035WP4	CA
					 CT1184	CA, MTR-CODE: K9K 636
					 CT1184K1	CA, MTR-CODE: K9K 636
					 AP9025	
					 AP9066	MTR-CODE: K9K 846
	11/08-	K9K 830	63	1461	 6PK1200	ALT
					 6PK1200K1	ALT
					 CT1035	CA
					 CT1035K2	CA
					 CT1035WP3	CA
					 AP9025	
					 VD1113	
	02/09-	K9K 832, K9K G 832	78	1461	 6PK1200	ALT
					 6PK1200K1	ALT
					 CT1035	CA
					 CT1035K2	CA
					 CT1035WP3	CA
					 AP9025	
		K9K 836, K9K 846	78	1461	 6PK1200	ALT
					 6PK1200K1	ALT
					 CT1035	CA
					 CT1035K2	CA
					 AP9025	
					 AP9066	MTR-CODE: K9K 846
					 VD1113	
1.6 16V	11/08-	K4M 866, K4M 858	82	1598	 6PK1200	ALT
					 6PK1200K1	ALT
					 CT1179	CA, WP
					 CT1179K2	CA, WP
					 CT1179K4	CA, WP
					 CT1179WP2	CA, WP
					 CT1179WP4	CA, WP
					 AP9056	
					 AP9066	
					 VD1113	11/2010⇒
					 6PK1200	ALT
					 6PK1200K1	ALT
		K4M 848	74	1598	 CT1179	CA
					 CT1179K1	CA, MTR-CODE: K4M 848
					 CT1179K2	CA, MTR-CODE: K4M 858
					 CT1179K3	CA, MTR-CODE: K4M 848
					 CT1179K4	CA, MTR-CODE: K4M 858



					ContiTech			
RENAULT								
MEGANE III (BZ0_, DZ0/1_, KZ0/1)								
						AP9066	11/2010➡	
						VD1113		
		K4M 858	81	1598		6PK1200		ALT
						6PK1200K1		ALT
						CT1179		CA, OE-NO 8200897100
						CT1179K2		CA, OE-NO 8200897100
						CT1179K4		CA, OE-NO 8200897100
						CT1179WP2		CA, OE-NO 8200897100
						CT1179WP4		CA, OE-NO 8200897100
						AP9066		
1.6 dCi	04/11-	R9M 402, R9M 404	96	1598		VD1113	11/2010➡	
						7PK1687	ALT	
1.9 dCi	11/08-	F9Q 872, F9Q 870	96	1870		7PK1125	ALT	
						7PK1125K1	ALT	
						CT1150	CA	
						CT1150K1	CA	
						AP9047		
						VD1104	ONLY WITH MS43	
						MS43	FOR ART-NO: VD1104	
2.0 dCi	07/12-	M9R 610	120	1995		7PK1705	ALT	
2.0 TCe	05/09-	F4R 874	184	1998		7PK1125	ALT	
						CT1130	CA	
						CT1130K2	CA	
						CT1130K3	CA	
2.0 TCe, 2.0 TCe 220	06/12-	F4R 872, F4R 874	140-162	1998		7PK1125	ALT	
						7PK1125K1	ALT	
						CT1130	CA	
MEGANE Scenic (JA0/1_)								
1.4 i	01/97-09/99	E7J 764	55	1390		3PK715	ALT	
						3PK835	PS, (-AC)	
						4PK1260	PS, (AC), 06/1996➡, ➡06/1997	
						4PK1272	PS, (AC), 07/1997➡	
						CT709	CA	
						CT709K1	CA	
1.6 16V	04/98-10/99	K4M 700, K4M 701, K4M 708, K4M 704	79	1598		5PK1110	ALT, (-AC)	
						5PK1110K1	ALT, (-AC)	
						6PK1750	ALT, (AC), MTR-CODE: K4M 704	
						6PK1750	ALT, (AC), MTR-CODE: K4M 700, K4M 701, K4M 708, ➡09/2001	
						6PK1750K2	ALT, (AC), MTR-CODE: K4M 700, K4M 701, K4M 708, ➡09/2001	
						6PK1750K2	ALT, (AC), MTR-CODE: K4M 704	
						CT1179	CA	
						CT1179K1	CA	
						CT1179K3	CA	
						CT1179WP1	CA	
						CT1179WP3	CA	
						AP9025		
1.6 e	10/96-10/99	K7M 702, K7M 703	66	1598		3PK715	ALT, MTR-CODE: K7M 702, K7M 703	
						3PK835	PS, (-AC), MTR-CODE: K7M 702, K7M 703	
						4PK1260	PS, (AC), 06/1996➡, ➡06/1997, MTR-CODE: K7M 702, K7M 703	
						4PK1272	PS, (AC), 07/1997➡, MTR-CODE: K7M 702, K7M 703	
						CT709	CA	
						CT709K1	CA	
						CT709WP1	CA	
1.6 i	01/97-09/99	K7M 720	55	1598		3PK715	ALT, MTR-CODE: K7M 720	
						3PK835	PS, (-AC), MTR-CODE: K7M 720	
						4PK1260	PS, (AC), 06/1996➡, ➡06/1997, MTR-CODE: K7M	
								

					ContiTech	
RENAULT						
MEGANE Scenic (JA0/1_) 						
1.9 D	03/97-09/99	F8Q 790	47	1870	 4PK1272  CT988  CT988K2  CT988WP2	720 PS, (AC), 07/1997⇒, MTR-CODE: K7M 720 CA CA CA
					 6PK1138  6PK1138D2  6PK1642  6PK1642D2  6PK1642K1  CT935  CT935K1  VD1081  MS04	ALT, (-AC) ALT, (-AC) ALT, (AC) ALT, (AC) ALT, (AC) CA CA CA FOR ART-NO: VD1081
					 6PK1138  6PK1138D1  6PK1642  6PK1642D1  6PK1642K1  CT940  CT940K1  CT940K2  AP9052  VD1063  MS04	ALT, (PS), (-AC) ALT, (PS), (-AC), 11/1997⇒, MTR-CODE: F9Q 734 ALT, (PS), (AC) ALT, (PS), (AC), 11/1997⇒, MTR-CODE: F9Q 734 ALT, (PS), (AC) CA, MTR-CODE: F9Q 730, F9Q 734 CA, MTR-CODE: F9Q 730, F9Q 734 CA, MTR-CODE: F9Q 734 FOR ART-NO: VD1063
2.0 i	01/99-09/99	F3R 796	80	1998	 6PK1125  6PK1660  6PK1660K3  CT840  CT840K2	ALT, (AC) ALT, (AC) ALT, (AC) CA, MTR-CODE: F3R 791,796,797,798 CA, MTR-CODE: F3R 791,796,797,798
	01/97-09/99	F3R 750, F3R 751	84	1998	 6PK1125  6PK1153  6PK1153  6PK1660  6PK1660K3  CT840  CT840K1	ALT, (AC), MTR-CODE: F3R 750, 04/1997⇒ ALT, NOT FOR DC-ALT, MTR-CODE: F3R 750, ⇒04/1997 ALT, (AC), MTR-CODE: F3R 751 ALT, AC, MTR-CODE: F3R 750, F3R 751 ALT, AC, MTR-CODE: F3R 750, F3R 751 CA CA
MODUS / GRAND MODUS (F/JPO_) 						
1.2	12/04-	D4F 740	48-55	1149	 7PK1035  7PK1035K1  7PK880  CT1045  CT1045K1  CT1045WP1  MS45	ALT, (AC) ALT, (AC) ALT, (AC), MTR-CODE: D4F740 CA CA CA CA
		D4F 764	58	1149	 7PK1035  7PK1035K1  7PK880  CT1045  CT1045K1  CT1045WP1  MS45	ALT, (AC) ALT, (AC) ALT, (AC), MTR-CODE: D4F764 CA CA CA CA
1.2 16V	05/07-	D4F 784	74	1149	 7PK1035  7PK1035K1  7PK880  CT1045  CT1045K1  CT1045WP1  MS45	ALT, (AC) ALT, (AC) ALT, (AC), MTR-CODE: D4F784 CA CA CA CA
1.4	12/04-	K4J 770, K4J	72	1390	 5PK1135	ALT, (AC), ⇒05/2006

					ContiTech		
RENAULT							
MODUS / GRAND MODUS (F/JPO.)							
		780			 5PK1200  5PK1200K1  6PK1200  6PK1200  6PK1200K1  6PK1200K1  CT1179  CT1179K1  CT1179K3  CT1179WP1  CT1179WP3  AP9066  VD1113	ALT, (AC), ⇨04/2005 ALT, (AC), ⇨04/2005 ALT, (AC), 04/2005⇨, ⇨06/2006 ALT, (-AC), 05/2006⇨ ALT, (-AC), 05/2006⇨ ALT, (AC), 04/2005⇨, ⇨06/2006 CA CA CA CA CA CA (-AC)	
	1.5 dCi	12/04-	K9K 768, K9K 762	50	1461	 5PK1135  5PK1135  5PK1135K1  5PK1135K1  5PK1200  5PK1200K1  6PK1130  6PK1130K1  6PK1200  6PK1200  6PK1200  6PK1200K1  6PK1200K1  6PK1200K1  6PK1200K2  CT1035  CT1035K2  CT1035WP3  AP9066  VD1113	ALT, (-AC), ⇨09/2005, MTR-CODE: K9K 768 ALT, (-AC), MTR-CODE: K9K 762 ALT, (-AC), MTR-CODE: K9K 762 ALT, (-AC), MTR-CODE: K9K 768, ⇨09/2005 ALT, (AC), ⇨01/2005, MTR-CODE: K9K 762 ALT, (AC), ⇨01/2005, MTR-CODE: K9K 762 ALT, (-AC), 12/2007⇨, MTR-CODE: K9K 768 ALT, (-AC), 12/2007⇨, MTR-CODE: K9K 768 ALT, (-AC), 09/2005⇨, ⇨11/2007, MTR-CODE: K9K 768 ALT, (AC), MTR-CODE: K9K 768 ALT, (AC), 01/2005⇨, MTR-CODE: K9K 762 ALT, (-AC), 09/2005⇨, ⇨11/2007, MTR-CODE: K9K 768 ALT, (AC), 01/2005⇨, MTR-CODE: K9K 762 ALT, (AC), MTR-CODE: K9K 768 ALT, (-AC), 09/2005⇨, ⇨11/2007, MTR-CODE: K9K 768 CA CA CA
			K9K 766, K9K 760	63	1461	 5PK1135  5PK1135  5PK1135K1  5PK1135K1  5PK1200  5PK1200K1  6PK1130  6PK1130K1  6PK1200  6PK1200  6PK1200  6PK1200K1  6PK1200K1  6PK1200K1  6PK1200K2  CT1035  CT1035K2  CT1035WP3  AP9066  VD1113	ALT, (-AC), ⇨09/2005, MTR-CODE: K9K 766 ALT, (-AC), MTR-CODE: K9K 760 ALT, (-AC), MTR-CODE: K9K 760 ALT, (-AC), MTR-CODE: K9K 766, ⇨09/2005 ALT, (AC), ⇨01/2005, MTR-CODE: K9K 760 ALT, (AC), ⇨01/2005, MTR-CODE: K9K 760 ALT, (-AC), 12/2007⇨, MTR-CODE: K9K 766 ALT, (-AC), 12/2007⇨, MTR-CODE: K9K 766 ALT, (AC), MTR-CODE: K9K 766 ALT, (-AC), 09/2005⇨, ⇨11/2007, MTR-CODE: K9K 766 ALT, (AC), 01/2005⇨, MTR-CODE: K9K 760 ALT, (-AC), 09/2005⇨, ⇨11/2007, MTR-CODE: K9K 766 ALT, (AC), MTR-CODE: K9K 766 ALT, (AC), 01/2005⇨, MTR-CODE: K9K 760 ALT, (-AC), 09/2005⇨, ⇨11/2007, MTR-CODE: K9K 766 CA CA CA
		05/05-	K9K 764	78	1461	 5PK1135	ALT, (-AC), ⇨09/2005
							



ContiTech

































































RENAULT

MODUS / GRAND MODUS (F/JPO...)



						5PK1135K1 ALT, (AC), ⇨ 09/2005 6PK1200 ALT, (AC), 09/2005⇨ 6PK1200 ALT, (AC) 6PK1200K1 ALT, (AC) 6PK1200K2 ALT, (AC), 09/2005⇨ CT1035 CA CT1035K2 CA CT1035WP3 CA AP9066 VD1113
	09/04-	K9K 750, K9K 752	48-60	1461		5PK1135 ALT, (AC), ⇨ 09/2005 5PK1135K1 ALT, (AC), ⇨ 09/2005 5PK1200 ALT, (AC), ⇨ 01/2005 5PK1200K1 ALT, (AC), ⇨ 01/2005 6PK1200 ALT, (AC), 01/2005⇨ 6PK1200 ALT, (AC), 09/2005⇨ 6PK1200K1 ALT, (AC), 01/2005⇨ 6PK1200K2 ALT, (AC), 09/2005⇨, ⇨ 12/2007 CT1035 CA CT1035K2 CA CT1035WP3 CA AP9066 VD1113
1.5 dCi 75	10/10-	K9K 770	55	1461		6PK1130 ALT, (AC) 6PK1130K1 ALT, (AC), MTR-CODE: K9K 770 6PK1200 ALT, (AC) 6PK1200K1 ALT, (AC) CT1035 CA CT1035K2 CA CT1035WP4 CA AP9066 VD1113 (-AC)
1.5 dCi 90	10/10-	K9K 750	65	1461		6PK1200 ALT, (AC), 09/2005⇨ 6PK1200 ALT, (AC), 01/2005⇨ 6PK1200K1 ALT, (AC), 01/2005⇨ CT1035 CA CT1035K2 CA CT1035WP3 CA CT1035WP4 CA AP9066 VD1113
1.6	12/04-	K4M 794	65	1598		5PK1135 ALT, (AC), ⇨ 04/2006 5PK1135K1 ALT, (AC), ⇨ 04/2006 5PK1200 ALT, (AC), ⇨ 04/2005 5PK1200K1 ALT, (AC), ⇨ 04/2005 6PK1130 ALT, (AC), 10/2007⇨ 6PK1200 ALT, (AC), 05/2005⇨ 6PK1200 ALT, (AC), 05/2006⇨, ⇨ 10/2007 6PK1200K1 ALT, (AC), 05/2005⇨ 6PK1200K2 ALT, (AC), 05/2006⇨, ⇨ 10/2007 CT1179 CA CT1179K2 CA CT1179K4 CA CT1179WP2 CA CT1179WP4 CA AP9066
		K4M 800, K4M 801, K4M 790, K4M 791	82	1598		5PK1135 ALT, (AC), ⇨ 05/2006, MTR-CODE: K4M 800, K4M 801, K4M 790, K4M 791 5PK1135K1 ALT, (AC), ⇨ 05/2006, MTR-CODE: K4M 790, 791, K4M 800, 801 5PK1200 ALT, (AC), ⇨ 04/2005, MTR-CODE: K4M 790, K4M



					ContiTech	
RENAULT						
MODUS / GRAND MODUS (F/JPO_)						
					 5PK1200K1	ALT, (AC), ⇨04/2005
					 6PK1130	ALT, (-AC), 12/2007⇨, MTR-CODE: K4M 800, K4M 801
					 6PK1130K1	ALT, (-AC), 12/2007⇨, MTR-CODE: K4M 800, 801
					 6PK1200	ALT, (-AC), 10/2007⇨, MTR-CODE: K4M 790, K4M 791
					 6PK1200	ALT, (AC), MTR-CODE: K4M 800, K4M 801
					 6PK1200	ALT, (AC), 04/2005⇨, MTR-CODE: K4M 790, K4M 791
					 6PK1200	ALT, (-AC), 05/2006⇨, ⇨12/2007, MTR-CODE: K4M 800, K4M 801
					 6PK1200K1	ALT, (AC), 05/2005⇨
					 6PK1200K1	ALT, (-AC), 05/2006⇨
					 6PK1200K2	ALT, (AC), 05/2005⇨
					 6PK1200K2	ALT, (-AC), 05/2006⇨
					 CT1179	CA
					 CT1179K2	CA
					 CT1179K4	CA
					 CT1179WP2	CA
					 CT1179WP4	CA
					 AP9066	
					 VD1113	
RAPID Box (F40_, G40_)						
1.0	02/86-05/92	C1C 706	27	949	 AVX10X1140	ALT, ⇨08/1991
1.1	09/85-08/91	C1E 750	34	1108	 AVX10X1140	ALT, (Rapid)
					 AVX10X1140	ALT, (Extra)
					 AVX10X1140	ALT, (Express)
1.6 D	03/86-08/98	F8M 720, F8M 730, F8M 736, F8M 760	40	1596	 5PK884	ALT
					 CT596	CA, ⇨12/1987
					 CT596K1	CA, ⇨12/1987
					 CT604	CA, 01/1988⇨
					 CT604K1	CA, 01/1988⇨
SAFRANE I (B54_)						
2.1 dT	11/93-07/96	J8S 760	65	2068	 11,9X758Ld	PS
					 4PK1054	ALT, (AC), OE-NO 7700855096
					 4PK1062	ALT, (AC), OE-NO 7700854326
					 4PK735	PS, (AC)
					 6PK1733	ALT, (AC)
					 CT522	CA
					 CT522K3	CA
2.2	04/92-07/96	J7T 760, J7T 761	101	2165	 AVX10X1250	PS
					 3PK890	ALT, (AC)
					 4PK1217	ALT, (AC)
					 CT750	CA
					 CT750K1	CA
2.5 dT	12/92-07/96	S8U 762, S8U 763	83	2500	 4PK560	ALT
					 5PK825	AC
					 5PK847	WP, (MANL), ⇨09/1994
					 5PK847	WP, (AUTOM), ⇨04/1993
					 5PK925	WP, (MANL), 09/1994⇨
					 5PK925	WP, (AUTOM), 04/1993⇨
					 CT861	CA
					 CT861K1	CA
SANDERO/STEPWAY I						
1.4	02/09-	K7J 710	55	1390	 4PK715	ALT, (-PS), (-AC)
					 4PK916 ELAST	AC
					 4PK916 ELAST T1	AC
					 5PK1110	ALT, (PS), (-AC)
					 5PK1110K1	ALT, (PS), (-AC), ⇨09/2009
					 5PK1750	ALT, (PS), (AC), ⇨09/2009
					 5PK1750K1	ALT, (PS), (AC), ⇨09/2009
						



ContiTech



RENAULT

SANDERO/STEPWAY I



					CT988 CT988K2 CT988K3 CT988WP2 AP9025	CA CA, ⇨ 11/2009 CA, 11/2009⇨ CA, ⇨ 11/2009
1.6	12/07-	K7M 710, K4M 690	75-76	1598	4PK715 4PK916 ELAST 5PK1110 5PK1750 5PK1750K1 CT988 CT988K2 CT988K3 CT988WP2	ALT, (-PS) AC, (-PS) ALT, (-AC), (PS) ALT, (AC), (PS), ⇨ 09/2009 ALT, (AC), (PS) CA CA, ⇨ 11/2009 CA, 11/2009⇨ CA, ⇨ 11/2009
	11/10-	K7M 718	62	1598	4PK715 4PK916 ELAST 4PK916 ELAST T1 5PK1110 CT988 CT988K3	ALT, (PS) AC, (-PS) AC, (-PS) ALT, (PS), (-AC) CA CA





























































SANDERO/STEPWAY II

































































1.5 dCi	12/13-	K9K 830	62	1461	AP9066	
---------	--------	---------	----	------	--------	--

SCÉNIC I (JA0/1_)






































































1.4 16V	09/99-08/03	K4J 750, K4J 714	70	1390	5PK1110 5PK1110K1 5PK1750 5PK1750K1 6PK1750 6PK1750K2 CT1179 CT1179K1 CT1179K3 CT1179WP1 CT1179WP3 AP9025	ALT, (-AC) ALT, (-AC) ALT, (AC), 09/2001⇨, MTR-CODE: K4J, ONLY WITH 82 00 603 359, 82 00 104 754 ALT, (AC), 09/2001⇨, MTR-CODE: K4J ALT, (AC), ⇨ 09/2001 ALT, (AC), ⇨ 09/2001 CA CA CA CA CA
1.6	03/01-08/03	K4M 708, K4M 709	75	1598	5PK1110 5PK1110K1 5PK1750 5PK1750K1 AP9025	ALT, (-AC) ALT, (-AC) ALT, (AC), 09/2001⇨ ALT, (AC), 09/2001⇨
	09/99-09/03	K4M 700, K4M 706	79	1598	5PK1110 5PK1110K1 5PK1750 5PK1750K1 6PK1750 6PK1750K2 CT1179 CT1179K1 CT1179K3 AP9025	ALT, (-AC) ALT, (-AC) ALT, (AC), 04/2002⇨ ALT, (AC), 04/2002⇨ ALT, (AC), ⇨ 04/2002 ALT, (AC), ⇨ 04/2002 CA CA CA
1.6 BiFuel	09/99-04/01	K4M 704	79	1598	5PK1110 5PK1110K1 6PK1750 6PK1750K2 CT1179 CT1179K1 CT1179K3 AP9025	ALT, (-AC) ALT, (-AC) ALT, (AC) ALT, (AC) CA CA CA
1.8 16V	01/01-08/03	F4P 720, F4P 722	85	1783	5PK1750 5PK1750K1	ALT ALT





























































































































					ContiTech	
RENAULT						
SCÉNIC I (JA0/1_)						
					 CT977  CT977K1  CT977K2  CT977K3	CA CA, BORE- $\frac{1}{2}$ 10,22 mm CA, BORE- $\frac{1}{2}$ 17,0 mm CA
1.9 D	09/99-03/01	F8Q 790	47	1870	 6PK1138  6PK1642  6PK1642K1  CT935  CT935K1  VD1081  MS04	ALT, (AC) ALT, (AC) ALT, (AC) CA CA FOR ART-NO: VD1081
1.9 dCi	09/99-08/03	F9Q 732, F9Q 733	75	1870	 6PK1138  6PK1138D1  6PK1605  6PK1605K1  6PK1642  6PK1642D1  6PK1642K1  CT940  CT940K1  CT940K2  AP9052  VD1063  MS04	ALT, (AC) ALT, (AC), MTR-CODE: F9Q 731, F9Q 732, F9Q 733, F9Q 736, F9Q 744 ALT, (AC), 02/2000⇒ ALT, (AC), 02/2000⇒ ALT, (AC), ⇒02/2000 ALT, (AC), MTR-CODE: F9Q 731, F9Q 732, F9Q 733, F9Q 736, F9Q 744, ⇒02/2000 ALT, (AC), ⇒02/2000 CA, MTR-CODE: F9Q 732, F9Q 733, F9Q 740, F9Q 748, F9Q 796 CA CA FOR ART-NO: VD1063
1.9 dCi RX4	11/00-08/03	F9Q 740	75	1870	 6PK1138  6PK1605  6PK1605K1  6PK1642  6PK1642K1  CT940  CT940K1  CT940K2  AP9052  VD1063  MS04	ALT, PS, (AC) ALT, PS, AC, 04/2001⇒ ALT, PS, (AC), 04/2001⇒ ALT, PS, AC, ⇒03/2001 ALT, PS, AC, ⇒03/2001 CA, MTR-CODE: F9Q 732, F9Q 733, F9Q 740, F9Q 748, F9Q 796 CA CA, MTR-CODE: F9Q 732, F9Q 733, F9Q 740, F9Q 748, F9Q 796 FOR ART-NO: VD1063
	12/02-08/03	F9Q 732, F9Q 748, F9Q 796	74	1870	 6PK1138  6PK1605  6PK1605K1  CT940  CT940K1  CT940K2  VD1063  MS04	ALT, (AC) ALT, (AC) ALT, (AC) CA CA CA FOR ART-NO: VD1063
1.9 dTi	09/99-08/03	F9Q 734, F9Q 731, F9Q 736	72	1870	 6PK1138  6PK1138D1  6PK1605  6PK1605K1  6PK1642  6PK1642D1  6PK1642K1  CT1026  CT1026  CT1026K1  CT1026K1	ALT, PS, (AC) ALT, PS, (AC), MTR-CODE: F9Q 731, F9Q 732, F9Q 733, F9Q 736, F9Q 744 ALT, PS, AC, 04/2001⇒ ALT, (AC), PS, 04/2001⇒ ALT, PS, AC, ⇒03/2001 ALT, PS, AC, MTR-CODE: F9Q 731, F9Q 732, F9Q 733, F9Q 736, F9Q 744, ⇒03/2001 ALT, PS, AC, ⇒03/2001 F9Q 736, 11/2000⇒ CA, MTR-CODE: F9Q 731 CA, MTR-CODE: F9Q 736, 11/2000⇒ MTR-CODE: F9Q 731

































































					ContiTech	
RENAULT						
SCÉNIC I (JA0/1_)						
					 CT1026K2  CT1026K2  CT940  CT940  CT940K1  CT940K1  CT940K2  CT940K2  AP9052  VD1063  MS04	F9Q 736, 11/2000⇒ CA, MTR-CODE: F9Q 731 F9Q 736, ⇒10/2000 CA, MTR-CODE: F9Q 734 CA, MTR-CODE: F9Q 734 F9Q 736, ⇒10/2000 CA, MTR-CODE: F9Q 734 F9Q 736, ⇒10/2000 FOR ART-NO: VD1063
	02/01-08/03	F9Q 744	59	1870	 6PK1138  6PK1138D1  6PK1605  6PK1605K1  6PK1642  6PK1642D1  CT1026  CT1026K1  CT1026K2  AP9052  VD1063  MS04	ALT, PS, (-AC) ALT, PS, (-AC), MTR-CODE: F9Q 731, F9Q 732, F9Q 733, F9Q 736, F9Q 744 ALT, PS, AC, 04/2001⇒ ALT, PS, (AC), 04/2001⇒ ALT, PS, AC, ⇒03/2001 ALT, PS, AC, MTR-CODE: F9Q 731, F9Q 732, F9Q 733, F9Q 736, F9Q 744, ⇒03/2001 CA CA CA FOR ART-NO: VD1063
	2.0 16V, 2.0 16V RX4	09/99-08/03	F4R 744, F4R 740, F4R 741, F4R 747, F4R 746	102-103	1998	 5PK1750  5PK1750K1  CT977  CT977K1  CT977K2  CT977K3
SCÉNIC II (JM0/1_)						
1.4	06/03-	K4J 730, K4J 770, K4J 740	72	1390	 5PK1135  5PK1135K1  5PK1200  5PK1200K1  6PK1200  6PK1200  6PK1200K1  6PK1200K1  CT1179  CT1179K1  CT1179K3  CT1179WP1  CT1179WP3  AP9025  AP9056  AP9066  VD1113	ALT, (-AC), ⇒05/2006 ALT, (-AC), ⇒05/2006 ALT, (AC), ⇒04/2005 ALT, (AC), ⇒04/2005 ALT, (-AC), 05/2006⇒ ALT, (AC), 04/2005⇒ ALT, (AC), 04/2005⇒ ALT, (-AC), 05/2006⇒ CA CA CA CA CA MTR-CODE: K4J 740 MTR-CODE: K4J 730 / 740 (-AC)
1.5 dCi	06/03-	K9K 722	60	1461	 5PK1135  5PK1135K1  5PK1200  5PK1200K1  6PK1130  6PK1200  6PK1200  6PK1200K1  6PK1200K2  CT1035  CT1035K1	ALT, (-AC), ⇒09/2005 ALT, (-AC), ⇒09/2005 ALT, (AC), ⇒01/2005 ALT, (AC), ⇒01/2005 ALT, (-AC), 12/2007⇒ ALT, (AC), 02/2005⇒ ALT, (-AC), 09/2005⇒, ⇒12/2007 ALT, (AC), 02/2005⇒ ALT, (-AC), 09/2005⇒, ⇒12/2007 CA CA, ⇒08/2003




































































					ContiTech		
RENAULT							
SCÉNIC II (JM0/1_)							
					 CT1035K2  CT1035WP1  CT1035WP2  CT1035WP3  AP9056  AP9066  VD1113	CA, 09/2003⇒ CA, ⇒08/2003 CA, 09/2003⇒, ⇒03/2004 CA, 04/2004⇒	
	11/03-	K9K 728, K9K 729	74	1461	 5PK1135  5PK1135K1  5PK1200  5PK1200K1  6PK1130  6PK1200  6PK1200  6PK1200K1  6PK1200K2  CT1035  CT1035K2  CT1035WP2  CT1035WP3  AP9025  AP9066  VD1113	ALT, (-AC), ⇒09/2005 ALT, (-AC), ⇒09/2005 ALT, (AC), ⇒01/2005 ALT, (AC), ⇒01/2005 ALT, (-AC), 12/2007⇒ ALT, (AC), 01/2005⇒ ALT, (-AC), 09/2005⇒, ⇒11/2007 ALT, (AC), 01/2005⇒ ALT, (-AC), 09/2005⇒, ⇒11/2007 CA CA CA, ⇒03/2004 CA, 04/2004⇒	
	05/05-	K9K 724	63	1461	 5PK1135  5PK1135K1  6PK1130  6PK1200  6PK1200  6PK1200K1  6PK1200K2  CT1035  CT1035K2  CT1035WP3  AP9066  VD1113	ALT, (-AC), ⇒09/2005 ALT, (-AC), ⇒09/2005 ALT, (-AC), 12/2007⇒ ALT, (AC) ALT, (-AC), 09/2005⇒, ⇒12/2007 ALT, (AC) ALT, (-AC), 09/2005⇒, ⇒11/2007 CA CA CA CA	
		K9K 732	78	1461	 5PK1135  5PK1135K1  6PK1200  6PK1200  6PK1200K1  6PK1200K2  CT1035  CT1035K2  CT1035WP3  AP9066  VD1113	ALT, (-AC), ⇒09/2005, MTR-CODE: K9K 732 ALT, (-AC), ⇒09/2005, MTR-CODE: K9K 732 ALT, (-AC), 09/2005⇒, MTR-CODE: K9K732 ALT, (AC), MTR-CODE: K9K 732, K9K 734 ALT, (AC), MTR-CODE: K9K 732, K9K 734 ALT, (-AC), 09/2005⇒, MTR-CODE: K9K 732 CA CA CA MTR-CODE: K9K734	
	01/07-	K9K 734	76	1461	 6PK1200  6PK1200K1  CT1035  CT1035K2  CT1035WP3  AP9066  VD1113	ALT, (AC) ALT, (AC) CA CA CA	
	1.6	06/03-	K4M 761, K4M 782	83	1598	 5PK1135  5PK1200  5PK1200K1  6PK1200  6PK1200  6PK1200K1  6PK1200K2  CT1179	ALT, (-AC), ⇒05/2006 ALT, (AC), ⇒04/2005 ALT, (AC), ⇒04/2005 ALT, (AC), 04/2005⇒ ALT, (-AC), 05/2006⇒ ALT, (AC), 04/2005⇒ ALT, (-AC), 05/2006⇒ CA
							


















































						ContiTech	
RENAULT							
SCÉNIC II (JM0/1_)							
						 CT1179K2 CA  CT1179K4 CA  CT1179WP2 CA  CT1179WP4 CA  AP9056  AP9066  VD1113	
	1.6 16V	10/05-	K4M 812, K4M 813, K4M 766	82	1598	 6PK1130 ALT, (-AC), 04/2009⇄, MTR-CODE: K4M 813  6PK1130 ALT, (-AC), 12/2007⇄, MTR-CODE: K4M 812  6PK1200 ALT, (-AC), (AC), MTR-CODE: K4M 766  6PK1200 ALT, (-AC), 06/2006⇄, ⇄ 12/2007, MTR-CODE: K4M 812  6PK1200 ALT, (-AC), ⇄ 04/2009, MTR-CODE: K4M 813  6PK1200 ALT, (AC), MTR-CODE: K4M 812, K4M 813  6PK1200K1 ALT, MTR-CODE: K4M 766  6PK1200K2 ALT, (-AC), 06/2006⇄, ⇄ 12/2007, MTR-CODE: K4M 812  6PK1200K2 ALT, (-AC), ⇄ 04/2009, MTR-CODE: K4M 813  CT1179 CA  CT1179K2 CA  CT1179K4 CA  CT1179WP2 CA  CT1179WP4 CA  AP9025  AP9056 MTR-CODE: K4M 812 / 813  AP9066  VD1113	
	1.6 Hi-Flex	03/05-07/10	K4M 766	81	1598	 6PK1200 ALT  6PK1200K1 ALT  CT1179 CA  CT1179K2 CA  CT1179K4 CA  AP9025  AP9066	
	1.9 dCi	06/03-	F9Q J 803, F9Q 804, F9Q 812, F9Q 816, F9Q 818	88-96	1870	 7PK1125 ALT  7PK1125K1 ALT  CT1064 CA  CT1064K1 CA  CT1064WP2 CA  VD1104 ONLY WITH MS43  MS43 FOR ART-NO: VD1104	
	2.0	06/03-	F4R 770, F4R 771	99	1998	 7PK1125 ALT  7PK1125K1 ALT  CT1130 CA  CT1130K2 CA  CT1130K3 CA  CT1130WP1 CA  CT1130WP2 CA	
	2.0 dCi	09/05-	M9R 700, M9R 721, M9R 722	110	1995	 7PK1705 ALT  AP9047	
SCÉNIC III (JZ0/1_)							
	1.2 TCe	04/12-	H5F 400, H5F 404	85-97	1197	 7PK1605 ALT, ⇄ 01/2014	
	1.4 16V	02/09-	H4J 700	96	1397	 7PK1785 ALT	
	1.5 dCi	02/09-	K9K 832	78	1461	 6PK1200 ALT  6PK1200K1 ALT  CT1035 CA  CT1035K2 CA  AP9025	
		04/09-	K9K 836, K9K 837, K9K 636	81	1461	 6PK1200 ALT  6PK1200K1 ALT	

































































					ContiTech	
RENAULT						
SCÉNIC III (JZ0/1_)						
					 CT1035  CT1035K2  CT1035WP4  CT1184  CT1184K1  AP9025	CA, MTR-CODE: K9K 836, K9K 837 CA, MTR-CODE: K9K 836, K9K 837 CA CA, MTR-CODE: K9K 636 CA, MTR-CODE: K9K 636
		K9K 830	63	1461	 6PK1200  6PK1200K1  CT1035  CT1035K2  CT1035WP3  AP9025  VD1113	ALT ALT CA CA CA CA
	11/10-	K9K 846	70	1461	 6PK1200  6PK1200K1  CT1035  CT1035K2  CT1035WP4  AP9025  AP9066	ALT ALT CA CA CA CA
1.6 16V	02/09-	K4M 858	81	1598	 6PK1200  6PK1200K1  CT1179  CT1179K2  CT1179K4  CT1179WP2  CT1179WP4  AP9066  VD1113	ALT ALT CA, OE-NO 8200897100 CA, OE-NO 8201069699 CA, OE-NO 8201069699 CA CA 11/2010⇒
1.6 dCi	04/11-	R9M 402, R9M 404	96	1598	 7PK1687	ALT
1.9 dCi	02/09-	F9Q 872, F9Q 870	96	1870	 7PK1125  7PK1125K1  CT1150  CT1150K1  AP9047  VD1104  MS43	ALT ALT CA CA ONLY WITH MS43 FOR ART-NO: VD1104
2.0 16V	02/09-	M4R 711, M4R 710	103	1997	 6PK1217  AP9039	ALT
SUPER 5 (B/C40_)						
1.1	10/84-03/95	C1E 750, C1E 752, C1E 754, C1E 756, C1E 760	33-34	1108	 AVX10X1150  AVX10X800	ALT PS
1.2	01/87-08/90	C1G 702, C1G 720, C1G 722	40	1237	 AVX10X1140	ALT
1.4	10/84-08/90	C2J 784, C2J 700, C2J 780, C2J 781, C2J 788, C2J 789, C2J 798	44-52	1397	 AVX10X1150  AVX10X800	ALT PS
1.6 D	08/85-12/96	F8M 720, F8M 730	40	1596	 4PK885  5PK884  CT596  CT596K1  CT604  CT604K1	ALT, ⇒ CH-NO C00000115 ALT, CH-NO C00000116⇒ CA, ⇒ 12/1987 CA, ⇒ 12/1987 CA, 01/1988⇒ CA, 01/1988⇒
SUPER 5 Box (S40_)						
1.2	01/87-12/96	C1G 702	44	1237	 AVX10X1140  AVX10X1150	ALT, (-PS), (-AC) ALT, (PS), (-AC)

					ContiTech	
RENAULT						
SUPER 5 Box (S40_) 						
					 AVX10X800  6PK1710	PS ALT, (AC)
THALIA I (LB0/1/2_) 1.2 16V	04/02-	D4F 712	55	1149	 3PK740  4PK1538  4PK905  4PK925  4PK925K1  CT1045  CT1045K1  CT1045WP1  MS45	ALT AC, (PS) PS AC, (-PS) AC, (-PS) CA CA CA CA
1.4	08/00-	K7J 700	55	1390	 5PK1110  5PK1110K1  5PK1750  5PK1750K1  6PK1750  CT988  CT988K2  AP9025	ALT, (-AC) ALT, (-AC) ALT, (AC), 09/2001 → ALT, (AC), 09/2001 → ALT, (AC), → 09/2001 CA CA, 06/2005 →, → 11/2009
1.4 16V	08/00-	K4J 712	72	1390	 5PK1110  5PK1110K1  5PK1750  5PK1750K1  6PK1750  6PK1750K2  CT1179  CT1179K1  CT1179K3  AP9025	ALT, (-AC) ALT, (-AC) ALT, (AC), 09/2001 →, ONLY WITH 82 00 603 359, 82 00 104 754 ALT, (AC), 09/2001 → ALT, (AC), → 09/2001 ALT, (AC), → 09/2001 CA, MTR-CODE: K4J712 CA, MTR-CODE: K4J712 CA, MTR-CODE: K4J712
1.5 dCi	04/02-	K9K 700	48	1461	 5PK1135  5PK1135K1  5PK1200  5PK1200K1  6PK1130  6PK1130K1  6PK1200  6PK1200  6PK1200K1  6PK1200K2  CT1035  CT1035K1  CT1035K2  CT1035WP1  CT1035WP2  CT1035WP3  AP9025  AP9066  VD1113	ALT, (-AC), → 09/2005 ALT, (-AC), → 09/2005 ALT, (AC), → 01/2005 ALT, (AC), → 01/2005 ALT, (-AC), 12/2007 → ALT, (-AC), 12/2007 →, MTR-CODE: K9K 700 ALT, (-AC), 09/2005 →, → 12/2007 ALT, (AC), 01/2005 → ALT, (AC), 01/2005 → ALT, (-AC), 09/2005 →, → 12/2007 CA CA, → 08/2003 CA, 09/2003 → CA, → 08/2003 CA, 09/2003 →, → 03/2004 CA, 04/2004 →
THALIA II (LU1/2_) 1.2 16V	09/08-	D4F 728	55	1149	 3PK740  3PK750  3PK750  3PK750  3PK750  3PK750  4PK1538  4PK1538  4PK905	ALT, (-AC), MTR-CODE: D4F728, → 03/2009, (Thalia) → 09/2012, (Symbol), ALT, (AC) MTR-CODE: D4F736, → 09/2012, (Thalia), ALT, (-AC) MTR-CODE: D4F728, (Thalia), 03/2009 →, → 09/2012, ALT, (-AC) ALT, (-AC), → 09/2012, (Symbol) → 09/2012, (Thalia), ALT, (AC) AC, (PS), → 09/2012, (Symbol) AC, (PS), → 09/2012, (Thalia) PS, (-AC), (Symbol), → 09/2012

					ContiTech			
RENAULT								
THALIA II (LU1/2_)								
						4PK905	PS, (-AC), (Thalia), ⇨09/2012	
						4PK925	AC, (-PS), (Symbol), ⇨09/2012	
						4PK925	AC, (-PS), ⇨09/2012, (Thalia)	
						4PK925K1	AC, (-PS), ⇨09/2012, (Symbol)	
						4PK925K1	AC, (-PS), ⇨09/2012, (Thalia)	
						CT1045	CA	
						CT1045K1	CA	
						CT1045WP1	CA	
	1.5 dCi	01/09-	K9K 700	48	1461		6PK1200	ALT, (-AC)
							6PK1200K1	ALT, (-AC)
							CT1035	CA
							CT1035K2	CA, 09/2003⇨
							CT1035WP3	CA, 04/2004⇨
							AP9025	
							AP9066	
	09/08-	K9K 718	62	1461		6PK1200	ALT	
						6PK1200K1	ALT	
						CT1035	CA	
						CT1035K2	CA	
						CT1035WP3	CA	
						AP9025		
						VD1113		
		K9K 740	47	1461		6PK1200	ALT	
						6PK1200K1	ALT	
						CT1035	CA	
						CT1035K2	CA	
						CT1035WP3	CA	
						AP9025		
						AP9066		
THALIA III								
1.5 dCi	12/13-	K9K 612	66	1461		AP9025		
						AP9066		
TRAFIC (TXW, TXX)								
1.9 D	06/97-03/01	F8Q 606	44	1870		6PK1138	ALT	
						CT935	CA	
						CT935K1	CA	
						CT935K2	CA	
2.1 D	05/89-10/97	852 750, J8S 620, J8S 758	43-47	2068		11,9X1013Ld	ALT	
						11,9X758Ld	PS	
						CT522	CA	
						CT522K1	CA	
2.2	06/94-10/97	J7T 600	74	2165		11,9X1013Ld	ALT	
						11,9X758Ld	PS	
						CT750	CA	
						CT750K1	CA	
2.5 D	05/89-03/01	8140.67.2500, 8140.67.2580, S8U 750, S8U 752, S8U 758, 8140.67.2550	55	2499		AVX10X950	ALT	
						CT1038	CA, 10/1990⇨, MTR-NO 1307401⇨	
						CT1038K1	CA, MTR-NO 1307401⇨	
						CT1038K2	CA, MTR-NO 1307401⇨	
						CT731	CA, ⇨09/1990, ⇨MTR-NO 1307400	
						CT731K1	CA, ⇨MTR-NO 1307400	
TRAFIC II (EL, FL, JL)								
1.9 dCi 100	03/01-	F9Q 760	74	1870		5PK1125	ALT, (AC), (-POWER TAKE OFF)	
						5PK1125K1	ALT, (AC), (-POWER TAKE OFF)	
						6PK1795	ALT, (AC)	
						6PK1795K1	ALT, (AC)	
						6PK1830	ALT, (AC), (POWER TAKE OFF)	
						CT1025	CA, MTR-CODE: F9Q760, F9Q762	
						CT1025K1	CA, MTR-CODE: F9Q760, F9Q762	
						CT1025WP2	CA, MTR-CODE: F9Q760, F9Q762	
						AP9039		

					ContiTech	
---	---	---	---	---	-----------	---






































RENAULT						
TRAFIC II (EL, FL, JL)						
					 AP9043	
					 VD1101	(AC)
					 VD1118	(-AC), (-POWER TAKE OFF)
1.9 dCi 80	03/01-	F9Q 760, F9Q 762	60	1870	 5PK1125	ALT, (AC), (-POWER TAKE OFF)
					 5PK1125K1	ALT, (-AC), (-POWER TAKE OFF)
					 6PK1795	ALT, (AC)
					 6PK1795K1	ALT, (AC), 03/2002⇒
					 6PK1795K2	ALT, (AC), ⇒03/2002
					 6PK1830	ALT, (-AC), (POWER TAKE OFF)
					 CT1025	CA, MTR-CODE: F9Q760, F9Q762
					 CT1025K1	CA, MTR-CODE: F9Q760, F9Q762
					 CT1025WP2	CA, MTR-CODE: F9Q760, F9Q762
					 AP9039	
					 AP9043	
					 VD1101	(AC)
					 VD1118	(-AC)
2.0 16V	08/06-	F4R 820	86	1998	 5PK1125	ALT, (-AC)
					 5PK1125K1	CA, (-AC)
					 6PK1795	ALT, (AC)
					 6PK1795K1	ALT, (AC)
					 CT1130	CA
					 AP9039	
					 AP9043	
2.0 dCi 90, 2.0 dCi 115	08/06-	M9R 780, M9R 782, M9R 786, M9R 692, M9R 630	66-84	1995	 7PK1741	ALT, (-AC)
					 7PK1970	ALT, (AC), (CRSHFT PULLEY)
					 7PK1970	ALT, (AC), (CRSHFT PULLEY)
					 7PK1970K1	ALT, (AC), (CRSHFT PULLEY)
					 7PK1970K1	ALT, (-AC), (CRSHFT PULLEY)
2.0, 2.0 16V	03/01-	F4R 720, F4R 722, F4R 820	86-88	1998	 5PK1125	ALT, (AC)
					 5PK1125K1	ALT, (-AC)
					 6PK1795	ALT, (AC)
					 6PK1795K1	ALT, (AC)
					 CT1130	CA
					 AP9039	
					 AP9043	
2.5 dCi 135	05/03-	G9U 730	99	2464	 6PK1153	ALT, (-AC)
					 6PK1795	ALT, (AC)
					 CT1046	CA
					 CT1046K1	CA
					 AP9039	
					 VD1109	
2.5 dCi, 2.5 dCi 115, 2.5 dCi 145	08/06-	G9U 630	84-107	2464	 7PK1113	ALT, (-AC), (-POWER TAKE OFF)
					 7PK1795	ALT, (AC)
					 7PK1795	ALT, (AC), (POWER TAKE OFF), OE-NO 8200833558
					 7PK1834	ALT, (-AC), (POWER TAKE OFF), OE-NO 8200778717
					 CT1046	CA
					 CT1046K1	CA
					 AP9047	
					 VD1114	09/2010⇒
2.5 DTi	03/03-07/03	G9U 730	99	2463	6PK1153	ALT, (-AC)
					6PK1795	ALT, (AC)
					CT1046	CA
					CT1046K1	CA
					AP9039	
TWINGO I (C06_, S06_)						
1.2	05/96-	D7F 700, D7F 701, D7F 702, D7F 703, D7F 704, D7F 706	43	1149	AVX10X1155	ALT, MTR-CODE: C3G
					4PK1165	ALT, (AC), MTR-CODE: C3G
					4PK735	ALT, MTR-CODE: D7F
					5PK900	AC, MTR-CODE: C3G
					CT915	CA, MTR-CODE: D7F
					CT915K1	CA









					ContiTech	
RENAULT						
TWINGO I (C06_, S06_) 	03/93-10/96	C3G 700, C3G 702	40	1239	 AVX10X1150  4PK1165  5PK900	ALT, WP, (AC) ALT, WP, (AC) AC
	05/96-	D7F 700, D7F 701	40	1149	 3PK740  4PK1538  4PK735  4PK925  5PK1515  5PK915  CT915  CT915K1  CT915WP1  CT915WP2  MS45	ALT, 11/2000⇨ PS, (AC), 04/2000⇨ ALT, ⇨10/2000 AC, (-PS), 11/2000⇨ PS, (AC), ⇨04/2000 AC, (-PS), ⇨10/2000 CA CA CA CA, ⇨12/2003, OPT
		D7F 700, D7F 701, D7F 702, D7F 703, D7F 704	43	1149	 3PK740  4PK1538  4PK735  4PK905  4PK925  5PK915  CT915  CT915K1  CT915WP1  CT915WP2  MS45	ALT, 04/2000⇨, MTR-CODE: D7F 701, D7F 702 PS, (AC), MTR-CODE: D7F 702 ALT, ⇨04/2000, MTR-CODE: D7F 701, D7F 702 PS, (-AC), MTR-CODE: D7F 702 AC, 04/2000⇨ AC, ⇨04/2000 CA CA CA CA, ⇨12/2003, OPT
	1.2 16V	D4F 702	55	1149	 3PK740  4PK925  4PK925K1  CT1045  CT1045K1  CT1045WP1  MS45	ALT AC AC CA CA CA
TWINGO II (CNO_)						
1.2	03/07-	D7F 800	43	1149	 4PK745  7PK1035  7PK1035K1  CT915  CT915K1  MS45	ALT, (-AC) ALT, (AC) ALT, (AC) CA CA
	1.2 16V, 1.2 Turbo	D4F 764, D4F 772, D4F 770, D4F 780, D4F 782	55-74	1149	 4PK745  7PK1035  7PK1035K1  CT1045  CT1045K1  CT1045WP1  MS45	ALT, (-AC) ALT, (AC) ALT, (AC) CA CA CA
	1.5 dCi	K9K 740	47	1461	 6PK1130  6PK1130K1  6PK1200  6PK1200  6PK1200K1  6PK1200K2  CT1035  CT1035K2  AP9025  AP9066  VD1113	ALT, (-AC), 12/2007⇨ ALT, (AC), 12/2007⇨ ALT, (AC) ALT, (-AC), ⇨12/2007 ALT, (AC) ALT, (AC), ⇨12/2007 ALT CA
	04/08-	K9K 718	62	1461	 6PK1200 6PK1200K1 CT1035 CT1035K2	ALT ALT CA CA



ContiTech



RENAULT							
TWINGO II (CNO_)							
					 CT1035WP3  AP9025  VD1113	CA	
1.5 dCi 75, 1.5 dCi 90	10/10-	K9K 820	55-63	1461	 6PK1130  6PK1130K1  6PK1200  6PK1200K1  CT1035  CT1035K2  CT1035WP4  AP9025  AP9066  VD1113	ALT, (-AC) ALT, (-AC), MTR-CODE: K9K 820 ALT, (AC) ALT, (AC) CA CA CA MTR-CODE: K9K 830 MTR-CODE: K9K 820	
1.6 RS	05/08-	K4M 854	98	1598	 6PK1130  6PK1130K1  6PK1200  6PK1200K1  CT1179	ALT, (-AC) ALT, (-AC) ALT, (AC) ALT, (AC) CA	
TWINGO III							
0.9 TCe 90	09/14-	H4B 401	66	898	 AP9047		
1.0 SCe 70	09/14-	H4D 400	52	999	 AP9047		
VEL SATIS (BJO_)							
2.2 dCi	06/02-	G9T 702, G9T 703	110	2188	 6PK1780  6PK1780K1  CT1046  CT1046K1  VD1109	ALT ALT CA CA CA	
3.0 dCi	06/02-	P9X 701	130	2958	 6PK1920  CT1079  CT1079K1	ALT CA CA	
WIND (E4M_)							
1.2	07/10-	D4F 782	74	1149	 7PK1035  7PK1035K1  7PK880  CT1045  CT1045K1  CT1045WP1  MS45	ALT, (AC) ALT, (AC) ALT, (-AC) CA CA CA CA	
ZOE							
ZOE	06/12-	5AM 450	65		 CT988  CT988K2	CA CA	

RENAULT TRUCKS							
MASCOTT							
130	01/99-06/04	8140.43.S.2585, 8140.43.S.3585	92	2800		4PK1015	AC
						6PK1050	ALT
						CT1038	CA
						CT1038K1	MTR-CODE: 8140.43.S.2585
						CT1038K2	MTR-CODE: 8140.43.S.2585
140	01/01-06/04	8140-43 k	103	2800		CT1038	CA
						CT1038K1	CA
						CT1038K2	CA

ROVER

100 / METRO (XP)


111 C/L/S

03/90-12/98


11 K2D, 11 K2A

44


1119

 4PK735


ALT

 4PK775

ALT, (CARB)

 CT707

CA

 CT707K1

CA


114 S/L/GTA

03/90-12/98


14 K2A, 14 K2D

55


1396

 4PK735



































































ALT






















































 4PK775





























































ALT, (CARB)































































 CT707

CA

					ContiTech		
ROVER							
100 / METRO (XP)							
						CT707K1	CA
25 (RF)							
1.4 16V	10/99-05/05	14 K4F, 14 K4M	62-76	1396		3PK750	PS
						5PK1145	ALT, (AC), ⇨CH-NO YD471564
						5PK1165	ALT, (AC), CH-NO YD471565⇨
						5PK736	ALT, (-AC)
						CT708	CA, (MECH-TP)
						CT708K1	CA, (MECH-TP)
						CT974	CA, (AUTOM-TP)
						CT974K1	CA, (AUTOM-TP)
1.6 16V	10/99-05/05	16 K4F	80	1588		CT974WP1	CA, (AUTOM-TP)
						3PK750	PS
						5PK1145	ALT, (AC), ⇨CH-NO YD471564
						5PK1165	ALT, (AC), CH-NO YD471565⇨
						5PK736	ALT, (-AC)
						CT708	CA, (MECH-TP), ⇨MTR-NO 16K4FL34-149202
						CT708K1	CA, (MECH-TP), ⇨MTR-NO 16K4FL34-149202
						CT974	CA, (AUTOM-TP), MTR-NO 16K4FL34-149203⇨
2.0 iDT	10/99-05/05	20 T2N	74	1994		CT974K1	CA, (AUTOM-TP), MTR-NO 16K4FL34-149203⇨
						CT974WP1	CA, (AUTOM-TP), MTR-NO 16K4FL34-149203⇨
						6PK1185	ALT, (-AC)
						6PK1460	ALT, (AC)
						CT1041	CA, CH-NO YD471565⇨
						CT1041K1	CA, CH-NO YD471565⇨, MTR-NO 8368⇨
						CT1042	INJP, CH-NO YD471565⇨
						CT1042K1	INJP, CH-NO YD471565⇨, MTR-NO 8368⇨
45 (RT)	02/00-05/05	14 K4F	76	1396		CT950	INJP, ⇨CH-NO YD471564
						CT950K1	INJP, ⇨CH-NO YD471564
						CT954	CA, ⇨CH-NO YD471564
						CT954K1	CA, ⇨CH-NO YD471564
						3PK750	PS
						5PK1145	ALT, (AC), ⇨CH-NO YD471564
						5PK1165	ALT, (AC), CH-NO YD471565⇨
						5PK736	ALT, (-AC)
1.6	02/00-05/05	16 K4F	80	1588		CT708	CA, (MECH-TP)
						CT708K1	CA, (MECH-TP)
						CT974	CA, (AUTOM-TP)
						CT974K1	CA, (AUTOM-TP)
						CT974WP1	CA, (AUTOM-TP)
						3PK750	PS
						5PK1145	ALT, (AC), ⇨CH-NO YD471564
						5PK1200	ALT, (AC), CH-NO YD471565⇨
1.8	02/00-05/05	18 K4F	86	1796		5PK736	ALT, (-AC)
						CT708	CA, (MECH-TP)
						CT708K1	CA, (MECH-TP)
						CT974	CA, (AUTOM-TP)
						CT974K1	CA, (AUTOM-TP)
						CT974WP1	CA, (AUTOM-TP)
						3PK750	PS
						5PK1145	ALT, (AC), ⇨CH-NO YD471564
2.0 iDT	02/00-05/05	20 T2N	74	1994		5PK1165	ALT, (AC), CH-NO YD471565⇨
						5PK736	ALT, (-AC)
						CT974	CA, (AUTOM-TP)
						CT974K1	CA, (AUTOM-TP)
						CT974WP1	CA, (AUTOM-TP)
						6PK1185	ALT, (-AC)
						6PK1460	ALT, (AC)
						CT1041	CA, CH-NO YD471064⇨
						CT1041K1	CA, CH-NO YD471064⇨, MTR-NO 9370⇨
						CT1042	INJP, CH-NO YD471064⇨












































					ContiTech		
ROVER							
45 (RT) 					 CT1042K1	INJP, CH-NO YD471064⇒, MTR-NO 9370⇒	
					 CT950	INJP, ⇒CH-NO YD471063	
					 CT950K1	INJP, ⇒CH-NO YD471063	
					 CT954	CA, ⇒CH-NO YD471063	
					 CT954K1	CA, ⇒CH-NO YD471063	
75 (RJ) 1.8, 1.8 Turbo	02/99-05/05	K 1.8, 18 K4G	88-110	1796	 3PK735	PS	
					 5PK1145	ALT, AC, OE-NO GMB51145	
					 5PK1200	ALT, AC, OE-NO GMB51202	
					 5PK736	ALT, (-AC)	
					 CT974	CA	
					 CT974K1	CA	
					 CT974WP1	CA	
	2.0 CDT	02/99-05/05	M 47 R	85	1950	 5PK2030	ALT
					 5PK875	AC	
					 VD1087		
	2.0 V6	02/99-05/05	20 K4F	110	1997	 6PK1285	ALT, (-AC)
					 6PK1560	ALT, (AC)	
					 CT1096	CA	
					 CT1096K1	CA	
					 CT1097	CA, 2x	
	2.5 V6	10/01-05/05	25 K4F	130	2497	 6PK1285	ALT, (-AC)
					 6PK1560	ALT, (AC)	
					 CT1096	CA	
					 CT1096K1	CA	
					 CT1097	CA, 2x	
200 (RF) 211	01/98-03/00	11 K2D	44	1119	 5PK1150	ALT, (AC), ⇒CH-NO YD471564	
					 5PK1165	ALT, (AC), CH-NO YD471565⇒	
					 5PK736	ALT, (-AC)	
					 CT707	CA, MTR-CODE: 11K2A, 11K2D	
					 CT707K1	CA, MTR-CODE: 11K2A, 11K2D	
	214 i	11/95-03/00	14 K2F	55	1396	 3PK760	PS
					 5PK1145	ALT, AC	
					 5PK736	ALT	
					 CT707	CA, ENGINE: 8V	
					 CT707K1	CA	
					 CT708	CA, ENGINE: 16V, ⇒MTR-NO 14K4FK76646037, 14K4FF77655217, 16K4FK79654922, 16K4FK80655076	
					 CT974	CA, ENGINE: 16V, MTR-NO 14K4FK76646038⇒, 14K4FF77655218⇒, 16K4FK79654923⇒, 16K4FK80655077⇒	
	214 Si	11/95-03/00	14 K4F	76	1396	 3PK750	PS
					 5PK1145	ALT, AC	
					 5PK736	ALT	
					 CT707	CA, ENGINE: 8V	
					 CT708	CA, ENGINE: 16V, ⇒MTR-NO 14K4FK76646037, 14K4FF77655217, 16K4FK79654922, 16K4FK80655076	
					 CT708K1	CA, ENGINE: 16V, ⇒MTR-NO 14K4FK76646037, 14K4FF77655217, 16K4FK79654922, 16K4FK80655076	
					 CT974	CA, ENGINE: 16V, MTR-NO 14K4FK76646038⇒, 14K4FF77655218⇒, 16K4FK79654923⇒, 16K4FK80655077⇒	
					 CT974K1	CA, ENGINE: 16V, MTR-NO 14K4FK76646038⇒, 14K4FF77655218⇒, 16K4FK79654923⇒, 16K4FK80655077⇒	
					 CT974WP1	CA, ENGINE: 16V, MTR-NO 14K4FK76646038⇒, 14K4FF77655218⇒, 16K4FK79654923⇒,	

					ContiTech	
ROVER						
200 (RF)						
						
216 Si	11/95-03/00	16 K4F	82	1588	 3PK750  5PK1145  5PK736  CT707  CT708  CT708K1  CT974  CT974K1  CT974WP1	16K4FK80655077⇒ PS ALT, AC ALT CA, ENGINE: 8V CA, ENGINE: 16V, (MECH-TP), ⇒MTR-NO 16K4FK79654922, 16K4FK80655076, ⇒08/1998 CA, (MECH-TP), ⇒08/1998 CA, ENGINE: 16V, (AUTOM-TP), MTR-NO 16K4FK79654923⇒, 16K4FK80655077⇒, 09/1998⇒ CA, (AUTOM-TP), 09/1998⇒ CA, (AUTOM-TP), 09/1998⇒
220 D/SD, 220 SDi	11/95-03/00	20 T2R, 20 T2N	63-77	1994	 6PK1185  6PK1460  CT1041  CT1041K1  CT1042  CT1042K1  CT950  CT950K1  CT954  CT954K1	ALT, (AC) ALT, (AC) CA, CH-NO YD471565⇒ CA, CH-NO YD471565⇒, MTR-NO 8368⇒ INJP, CH-NO YD471565⇒ INJP, CH-NO YD471565⇒, MTR-NO 8368⇒ INJP, ⇒CH-NO YD471564 INJP, ⇒CH-NO YD471564 CA, ⇒CH-NO YD471564 CA, ⇒CH-NO YD471564
200 (XH)						
213 S	09/85-09/89	EV 2	54	1342	 3PK735  3PK750  3PK760  CT546  CT546K1	ALT, (AC), ⇒MTR-NO EV21240801 ALT, (AC) ALT, (AC), MTR-NO EV21240802⇒ CA CA
216, 216 Vitesse	03/85-09/89	16 H	61-75	1598	 4PK735  4PK760  4PK925	ALT, MTR-NO A54A104747⇒, A55A101324⇒, A56A100144⇒, B08A101310⇒ ALT, ⇒MTR-NO A54A104746, A55A101323, A56A100143, B08A101309 ALT, AC
200 (XW)						
214	09/93-10/95	14 K2A, 14 K2D	55	1396	 3PK750  4PK735  5PK1145  CT707  CT707K1  CT708	PS ALT, (AC) ALT, (AC) CA, ENGINE: 8V CA CA, ENGINE: 16V
214 Si/Gsi, 214 GSi/Si	10/89-10/95	14 K4C, 14 K4D, 14 K4F	66-76	1396	 3PK750  4PK735  5PK1145  CT707  CT708  CT708K1	PS ALT, (AC) ALT, (AC) CA, ENGINE: 8V CA, ENGINE: 16V CA
216 GSi	10/89-10/95	D 16 Z2	82	1590	 AVX10X888  AVX10X935  3PK760  3PK785  4PK810  4PK875  CT763  CT763K1  CT773	PS, ENGINE: SOHC PS, ENGINE: DOHC ALT, ⇒CH-NO 605481 ALT, CH-NO 605482⇒ AC, 10/1992⇒ AC, ⇒10/1992 CA, ENGINE: SOHC CA, ENGINE: SOHC CA, ENGINE: DOHC
218 D	09/91-10/95	XUD9	52	1905	 AVX10X505  AVX10X715  5PK698  CT1061	VACP PS ALT CA
						











					ContiTech	
ROVER						
200 (XW) 					 CT1061K1	CA, ⇨10/1992
					 CT1061K2	CA, 11/1992⇨, MTR-CODE: D9B
					 CT1061WP3	CA, 11/1992⇨, MTR-CODE: D9B
218 TD	09/91-10/95	XUD 7TE	65	1769	 AVX10X505	VACP
					 AVX10X715	PS
					 5PK698	ALT
					 CT1061	CA
					 CT1061K1	CA, ⇨10/1992
					 CT1061K2	CA, 11/1992⇨
220 GTi	09/91-10/95	20 M4F	103	1994	 5PK1145	ALT, ⇨10/1992
					 5PK1165	ALT, 10/1992⇨
					 6PK1448	ALT, AC
					 CT543	CA, ⇨10/1992
					 CT803	CA, 10/1992⇨
					 CT803K1	CA
400 (RT)						
1.6 i	05/94-11/98	D 16 Z2	82	1590	 3PK750	PS
					 3PK760	ALT, ⇨CH-NO 605481
					 3PK785	ALT, CH-NO 605482⇨
					 3PK815	AC
					 CT708K1	CA
					 CT763	CA
414 Si	05/95-03/00	14 K4F	76	1396	 3PK750	PS
					 4PK735	ALT, (-AC), ⇨02/1996
					 5PK1145	ALT, (AC), ⇨CH-NO YD471063
					 5PK1200	ALT, (AC), CH-NO YD471064⇨
					 5PK736	ALT, (-AC), 03/1996⇨
					 CT708	CA, ⇨CH-NO 646036, 655216
					 CT708K1	CA, ⇨CH-NO 646036, 655216
					 CT974	CA, CH-NO 646037, 655217⇨
					 CT974K1	CA, CH-NO 646037, 655217⇨
					 CT974WP1	CA, CH-NO 646037, 655217⇨
416 Si	06/95-03/00	D 16 Y2	83	1590	 4PK785	ALT
					 4PK795	AC, ⇨CH-NO AD250028
					 4PK810	PS, ⇨CH-NO AD250028
					 4PK825	AC, CH-NO AD250029⇨
					 4PK870	PS, CH-NO AD250029⇨
					 CT708	CA
					 CT763	CA, (AUTOM)
					 CT862	CA, MTR-CODE: D16B2
					 CT862K1	CA, MTR-CODE: D16B2
	05/95-03/00	16 K4F	82	1588	 3PK760	PS
					 5PK1145	ALT, AC
					 5PK736	ALT
					 CT708	CA, MTR-CODE: 16K4F, ⇨MTR-NO 79654922, ⇨08/1998, (MANL-TP)
					 CT708K1	CA, MTR-CODE: 16K4F, ⇨MTR-NO 79654922, ⇨08/1998, (MANL-TP)
					 CT763	CA, (AUTOM)
					 CT974	CA, MTR-CODE: 16K4F, MTR-NO 79654923⇨, 09/1998⇨, (AUTOM-TP)
					 CT974K1	CA, MTR-CODE: 16K4F, MTR-NO 79654923⇨, (AUTOM-TP), 09/1998⇨
					 CT974WP1	CA, MTR-CODE: 16K4F, MTR-NO 79654923⇨, (AUTOM-TP), 09/1998⇨
420 D, 420 Di	05/95-03/00	20 T2N, 20 T2R	63-77	1994	 6PK1185	ALT, (-AC)
					 6PK1460	ALT, (AC)
					 CT1041	CA, CH-NO YD471064⇨
					 CT1041K1	CA, CH-NO YD471064⇨, MTR-NO 9370⇨
					 CT1042	INJP, CH-NO YD471064⇨
					 CT1042K1	INJP, CH-NO YD471064⇨, MTR-NO 9370⇨

					ContiTech	
---	---	---	---	---	-----------	---

ROVER

400 (RT) ↔						
					 CT950	INJP, ⇄CH-NO YD471063
					 CT950K1	INJP, ⇄CH-NO YD471063
					 CT954	CA, ⇄CH-NO YD471063
					 CT954K1	CA, ⇄CH-NO YD471063
420 Si Lux	12/95-03/00	20 T4H	100	1994	 5PK1165	ALT
					 6PK1448	ALT, AC
					 CT803	CA
					 CT803K1	CA
400 (XW)						
414 GSI/SI CAT	01/93-04/95	14 K4F	76	1396	 3PK750	PS
					 4PK735	ALT, (AC)
					 5PK1145	ALT, (AC)
					 CT707	CA, ENGINE: 8V
					 CT708	CA, ENGINE: 16V
					 CT708K1	CA
416 GSI	04/90-04/95	D 16 Z2	82	1590	 AVX10X935	PS, ENGINE: DOHC
					 3PK760	ALT, ⇄CH-NO 605481
					 3PK785	ALT, CH-NO 605482⇄
					 4PK810	AC, 10/1992⇄
					 4PK875	AC, ⇄10/1992
					 CT763	CA, ENGINE: SOHC
					 CT763K1	CA, ENGINE: SOHC
					 CT773	CA, ENGINE: DOHC
600 (RH)						
618 i/Si	03/96-02/99	F 18 A3	85	1850	 4PK1070	PS
					 5PK1100	ALT, AC
					 5PK962	ALT
					 CT799	CA
					 CT799K1	CA
					 CT800	BS
					 CT800K1	BS
620 i, 620 Si	08/93-02/99	F 20 Z1, F 20 Z2	85-96	1997	 4PK1070	PS
					 5PK1100	ALT, (AC)
					 5PK950	ALT, (AC)
					 CT799	CA
					 CT799K1	CA
					 CT800	BS
					 CT800K1	BS
620 Sdi	12/94-02/99	20 T2N	77	1994	 6PK1180	ALT, 01/1995⇄
					 6PK1460	ALT, AC, 01/1995⇄
					 CT950	INJP
					 CT950K1	INJP
					 CT954	CA
					 CT954K1	CA
MINI						
1300	01/92-11/00	12 A2E, 12 A2L	46	1275	 AVX10X825	ALT

SAAB

900 i Combi Coupe						
2.0 i	11/80-12/88	B201XI, BI 20	85	1985	 AVX10X1175	PS, CH-NO C1022812⇄, CH-NO C2008120⇄, CH-NO C3007693⇄, CH-NO C6002219⇄
					 AVX10X1250	PS, ⇄CH-NO C1022811, C2008119, C3007692, C6002218
					 AVX10X825	PS, CH-NO K3010694⇄, CH-NO K7015708⇄
					 AVX10X975	ALT, ⇄08/1984
					 AVX10X975	ALT, 2X, 09/1984⇄
					 AVX13X1175	AC, CH-NO G3014892⇄, CH-NO H7004142⇄
					 AVX13X1200	AC, ⇄CH-NO G2024751, G3014891, H7004141
2.0 Turbo	09/78-07/85	B201S, BSI 20	107	1985	 AVX10X1175	PS, ⇄CH-NO K3010693
					 AVX10X1250	PS, ⇄12/1981, 01/1982⇄, ⇄CH-NO C6002218
					 AVX10X825	PS, CH-NO K3010694⇄


































































ContiTech



























































































































SAAB



























































900 I Combi Coupe						
					∞ AVX10X975	ALT, 12/1983⇄, ⇄01/1984, 2X
					∞ AVX13X1175	AC, CH-NO G2024752⇄
					∞ AVX13X1200	AC, ⇄CH-NO G2024751
900 II						
2.0 i, 2.0 -16 Turbo	07/93-02/98	B204I, B204L, B206I	96-136	1985	∞ 6PK2013	ALT
					∞ 6PK2625	ALT, AC
2.3 -16	07/93-02/98	B234I	110	2290	∞ 6PK2013	ALT
					∞ 6PK2625	ALT, AC
9000						
2.0 -16 CD, 2.0 -16 Turbo CD	09/92-12/98	B202S, B204E, B204S	108-110	1985	∞ AVX13X1275	AC
					∞ 5PK1610	ALT, PS
2.3 -16 CDE Eco-Power	09/93-12/98	B234E	125	2290	∞ 6PK2330	ALT
					∞ 6PK2550	ALT, AC
9000 Hatchback						
2.0 -16 ND Turbo	09/93-12/98	B202S, B204E, B204S	110	1985	∞ AVX13X1275	AC
					∞ 5PK1592	ALT, CH-NO J2017105⇄, CH-NO J8001697⇄, CH-NO J1028861⇄, ⇄12/1993
					∞ 5PK1610	ALT, ⇄CH-NO J2017104, J8001696, CH-NO J1028860⇄
					∞ 6PK2330	ALT, (-AC), 01/1994⇄
					∞ 6PK2550	ALT, (AC), 01/1994⇄
9-3 (YS3D)						
2.0 i, 2.0 Turbo	02/98-08/03	B204I, B204E, B205R, B204L, B205L, B205E	96-151	1985	∞ 6PK1800	ALT, (-AC)
					∞ 6PK2345	ALT, AC
2.2 TiD	11/00-09/02	D223L	92	2171	∞ 6PK1800	ALT, (-AC)
					∞ 6PK1893	ALT, (AC)
					⦿ VD1031	
	02/98-11/00	X 22 DTH, D223L	85	2171	∞ 6PK1800	ALT, (-AC)
					∞ 6PK1900	ALT, (AC)
					⦿ VD1031	
9-3 (YS3F)						
1.8t	09/02-	B207E	110	1998	∞ 5PK1030	ALT
1.8 i	01/04-	Z 18 XE	90	1796	∞ 5PK1240	ALT
					⌄ CT975	CA
					⌄ CT975K3	CA
					⌄ CT975WP2	CA
1.9 TiD	09/04-	Z 19 DT	88	1910	∞ 6PK1400	ALT, CH-NO 51024444⇄, ⇄CH-NO 71145352, (AUTOM)
					∞ 6PK1400	ALT, CH-NO 51024444⇄, ⇄CH-NO 71145525, (MANL)
					∞ 6PK1413	ALT, ⇄CH-NO 5102443
					∞ 6PK1413	ALT, CH-NO 71145526⇄, (MANL)
					∞ 6PK1413	ALT, CH-NO 71145353⇄, (AUTOM)
					⌄ CT1106	CA
					⌄ CT1106K1	CA
					⌄ CT1106WP1	CA
					⦿ AP9017	
					⦿ AP9028	
					⦿ AP9054	
		Z 19 DTH	110	1910	∞ 6PK1400	ALT, CH-NO 51024444⇄, ⇄CH-NO 71145525, (MANL)
					∞ 6PK1400	ALT, CH-NO 51024444⇄, ⇄CH-NO 71145352, (AUTOM)
					∞ 6PK1413	ALT, ⇄CH-NO 5102443
					∞ 6PK1413	ALT, CH-NO 71145526⇄, (MANL)
					∞ 6PK1413	ALT, CH-NO 71145353⇄, (AUTOM)
					⌄ CT1105	CA
					⌄ CT1105K3	CA
					⌄ CT1105WP2	CA
					⦿ AP9017	
					⦿ AP9028	




					ContiTech	
SAAB						
9-3 (YS3F)						
↔					 AP9054	
1.9 TiD	12/07-	Z 19 DTR, A 19 DTR	132	1910	 6PK1400  CT1105  CT1105K3  CT1105WP2  AP9017  AP9028  AP9054  VD1065	ALT, CH-NO 51024444↔, ↔CH-NO 71145525 CA CA CA
2.0 t	09/02-	B207R, B207L, B207E	110-154	1998	 5PK1030	ALT
2.2 TiD	09/02-	D223L	92	2171	 6PK1900  VD1031	ALT
9-5 (YS3E)						
1.9 TiD	01/06-12/09	Z 19 DTH	110	1910	 6PK1725  CT1105  CT1105K3  CT1105WP2  AP9017  AP9054  VD1065  MS30	ALT CA, MTR-CODE: Z19DTH CA, MTR-CODE: Z19DTH CA, MTR-CODE: Z19DTH
2.0 t	09/97-12/09	B205E	110	1985	 6PK1980  6PK2000  6PK2433  6PK2615	ALT, (AC), (AUTOM) ALT, (AC), (MANL) ALT, (AC), CH-NO 43505872↔ ALT, (AC), ↔CH-NO 43505871
2.3 t, 2.3 Turbo	09/97-12/09	B235E, B235R	125-184	2290	 6PK1980  6PK2000  6PK2433  6PK2615	ALT, (AC), (AUTOM) ALT, (AC), (MANL) ALT, (AC), CH-NO 43505872↔ ALT, (AC), ↔CH-NO 43505871
SEAT						
ALHAMBRA (710, 711)						
1.8 TFSI	11/12-	CDAA	118	1798	 AP9009	
2.0 TDI	06/10-	CFFB, CFGB	103-125	1968	 6PK1070  6PK1070K1  CT1139  CT1139K2  CT1139WP6  AP9001  MS46	ALT ALT CA CA CA, WP
	11/12-	CFGC	130	1968	 6PK1070  6PK1070K1  CT1139  CT1139K2  AP9001  MS46	ALT ALT CA CA
ALHAMBRA (7V8, 7V9)						
1.8 T 20V	10/97-03/10	AWC, AJH	110	1781	 6DPK1195  6DPK1195K1  6PK1120  CT909  CT909K2  CT909K3  CT909K6  CT909K7  CT909WP1  CT909WP4  AP9001  AP9016  VD1107	ALT, PS, AC ALT, PS, AC ALT, PS CA CA, MTR-CODE: AWC CA, MTR-CODE: AWC CA, MTR-CODE: AJH CA, MTR-CODE: AJH CA, MTR-CODE: AWC CA, MTR-CODE: AJH


















































SEAT						
 ALHAMBRA (7V8, 7V9) 1.9 TDI	06/00-03/10	AUY, BVK	85	1896	 6DPK1195  6DPK1195D1  6DPK1195K2  6DPK1215  6DPK1215D1  6PK1120  CT1028  CT1028K2  CT1028K3  CT1028K3  CT1028K4  CT1028WP4  CT1028WP4  AP9001  VD1076  VD1076  VD1091  MS17  MS18	ALT, (AC), ⇨CH-NO 7M-6-506 378 ALT, (AC), CH-NO 7M-4-507 001⇨, ⇨CH-NO 7M-6-506 378 ALT, (AC), ⇨CH-NO 7M-6-506 378 ALT, (AC), CH-NO 7M-6-506 379⇨ ALT, (AC), CH-NO 7M-6-506 379⇨ ALT, (-AC) MTR-CODE: AUY, BVK, CA, WP MTR-CODE: AUY, ⇨MODEL '02, CA, WP MTR-CODE: AUY, MODEL '03⇨, CA, WP MTR-CODE: BVK, CA, WP MTR-CODE: AUY, ⇨MODEL '02, CA, WP MTR-CODE: AUY, MODEL '03⇨, CA, WP MTR-CODE: BVK, CA, WP MTR-CODE: BVK AUY, CH-NO 7M-4-507 001⇨ MTR-CODE: AUY, ⇨CH-NO 7M-7-507 000 FOR ART-NO: VD1091 FOR ART-NO: VD1076
	11/02-11/08	ASZ	96	1896	 6DPK1195  6DPK1195D1  6DPK1195K2  6PK1120  CT1028  CT1028K3  CT1028WP3  AP9001  VD1076  VD1091  MS17  MS18	ALT, (AC) ALT, (AC), CH-NO 7M-4-507 001⇨ ALT, (AC) ALT, (-AC) CA, WP CA, WP CA, WP CH-NO 7M-4-507 001⇨ ⇨CH-NO 7M-4-507 000 FOR ART-NO: VD1091 FOR ART-NO: VD1076
	04/96-03/10	1Z, AHU, ANU	66	1896	 11,5X730Ld  11,5X790Ld  6DPK1195  6DPK1195D1  6DPK1195K2  6PK1045  6PK1045K1  6PK1054  6PK1120  6PK1145  6PK1145K1  6PK1153  6PK923  CT1028  CT1028K1  CT1028K2  CT1028K3  CT1028K4  CT1028K5  CT1028WP4  CT1028WP6  CT1028WP7	PS, (-AC), MTR-CODE: 1Z, AHU PS, WP, (AC), MTR-CODE: 1Z, AHU ALT, PS, (AC), MTR-CODE: ANU ALT, PS, (AC), MTR-CODE: ANU, CH-NO 7M-4-015 001⇨ ALT, PS, (AC), MTR-CODE: ANU ALT, (-AC), (TENS DAMPER), MTR-CODE: 1Z, AHU, ⇨CH-NO 7M-Y-020 000 ALT, (-AC), (TENS DAMPER), MTR-CODE: 1Z, AHU, ⇨CH-NO 7M-Y-020 000 ALT, (-AC), (TENS DAMPER), MTR-CODE: 1Z, AHU, CH-NO 7M-Y-020 001⇨ ALT, PS, (-AC), MTR-CODE: ANU ALT, (AC), MTR-CODE: 1Z, AHU, ⇨09/1999 ALT, (AC), MTR-CODE: 1Z, AHU, ⇨09/1999 ALT, (AC), MTR-CODE: 1Z, AHU, 09/1999⇨ ALT, (-AC), (-TENS DAMPER), MTR-CODE: 1Z, AHU CA, WP, MTR-CODE: ANU CA, WP, MTR-CODE: ANU, ⇨MTR-NO 005 000 CA, WP, MTR-CODE: ANU, MTR-NO 005 001⇨, ⇨MODEL '02 CA, WP, MTR-CODE: ANU, MODEL '03⇨ CA, WP, MTR-CODE: ANU, MTR-NO 005 001⇨, ⇨MODEL '02 CA, WP, MTR-CODE: ANU, ⇨MTR-NO 005 000 CA, WP, MTR-CODE: ANU, MODEL '03⇨ CA, WP, MTR-CODE: ANU, ⇨MTR-NO 005 000 CA, WP, MTR-CODE: ANU, MTR-NO 005 001⇨, ⇨MODEL '02

					ContiTech	
SEAT						
ALHAMBRA (7V8, 7V9)						
					 CT945  CT945K1  AP9001  AP9004  VD1076  VD1084  VD1091  MS13  MS17  MS18	CA, MTR-CODE: 1Z, AHU CA, MTR-CODE: 1Z, AHU
	08/96-06/00	AFN, AVG	81	1896	 11,5X730Ld  11,5X790Ld  6PK1045  6PK1045K1  6PK1054  6PK1153  6PK923  CT945  CT945K1  AP9001  AP9004  VD1084  MS13	PS, (-AC) PS, WP, (AC) ALT, (-AC), (TENS DAMPER), ⇨CH-NO 7M-Y-509 291 ALT, (-AC), (TENS DAMPER), ⇨CH-NO 7M-Y-509 291 ALT, (-AC), (TENS DAMPER), CH-NO 7M-Y-509 292⇨ ALT, (AC) ALT, (-AC), (-TENS DAMPER) CA CA MTR-CODE: AVG, AFN FOR ART-NO: VD1084
2.0 i	04/96-03/10	ADY, ATM	85	1984	 11,5X755Ld  11,9X670Ld  6DPK1195  6DPK1195K1  6PK1033  6PK1153  6PK1153K1  6PK894  CT630  CT630K1  CT908  CT908K1  AP9001  AP9004  VD1107	PS, (AC), MTR-CODE: ADY PS, (-AC), MTR-CODE: ADY ALT, PS, AC, MTR-CODE: ATM ALT, PS, AC, MTR-CODE: ATM ALT, MTR-CODE: ADY, FOR ALT: 120A ALT, AC, MTR-CODE: ADY ALT, AC, MTR-CODE: ADY ALT, MTR-CODE: ADY CA, MTR-CODE: ADY CA, MTR-CODE: ADY CA, MTR-CODE: ATM CA, MTR-CODE: ATM
2.0 TDI	11/05-03/10	BRT	103	1968	 6DPK1215  6DPK1215D1  CT1028  CT1028K3  CT1028WP4  AP9001  VD1076  MS18	ALT, PS, AC ALT, PS, AC CA, WP CA, WP CA, WP FOR ART-NO: VD1076
ALTEA (5P1, 5P5, 5P8)						
1.2 TSI	04/10-	CBZB	77	1197	 6PK1432  6PK1693  AP9012	ALT, (-AC) ALT, (AC)
1.4 TSI	11/07-	CAXC	92	1390	 6PK1090  6PK1733  6PK1733K3  AP9001  AP9012	ALT, (-AC) ALT, (AC) ALT, (AC)
1.6	03/04-	BGU, BSE, BSF, CCSA, CMXA	75	1595	 6PK1045  6PK1045K2  6PK900  CT908  CT908K1  CT908WP1	ALT, (AC) ALT, (AC) ALT, (-AC) CA CA CA






























































SEAT						
ALTEA (5P1, 5P5, 5P8)						
	1.6 TDI	10/09-	CAYC	77	1598	 AP9001
						 6PK1070 MTR-CODE: CAYB, CAYC, ALT, (AC)
						 6PK1070K1 MTR-CODE: CAYB, CAYC, ALT, (AC)
						 6PK842 ELAST MTR-CODE: CAYB, CAYC, ALT, (-AC)
						 6PK842 ELAST T1 MTR-CODE: CAYB, CAYC, ALT, (-AC)
						 CT1139 MTR-CODE: CAYB, CAYC, CA
						 CT1139K2 MTR-CODE: CAYB, CAYC, CA
						 CT1139WP2 MTR-CODE: CAYB, CAYC, ⇨ MODEL '10, CA, WP
						 CT1139WP6 MTR-CODE: CAYB, CAYC, MODEL '11⇨, CA, WP
						 AP9001
	1.9 TDI	04/04-	BKC, BJB, BLS, BXE	77	1896	 MS18
						 6PK1050 ALT, (AC)
						 6PK1050D2 ALT, (AC)
						 6PK1050K1 ALT, (AC), CH-NO 5P-5-165 001⇨
						 6PK1050K2 ALT, (AC), ⇨CH-NO 5P-5-165 000
						 6PK948 ALT, (-AC)
						 CT1028 CA, WP
						 CT1028K3 CA, WP
						 CT1028WP3 CA, WP
						 AP9001
	2.0 TDI	03/04-05/09	AZV	100	1968	 VD1076
						 MS18 FOR ART-NO: VD1076
						 6PK1050 MTR-CODE: AZV, BKD, ALT, (AC)
						 6PK1050D2 MTR-CODE: AZV, BKD, ALT, (AC)
						 6PK1050K2 MTR-CODE: AZV, BKD, ALT, (AC)
						 6PK948 MTR-CODE: AZV, BKD, ALT, (-AC)
						 CT1051 MTR-CODE: AZV, BKD, CA, WP
						 CT1051K1 CA, WP, MTR-CODE: AZV, BKD, ⇨CH-NO 5P-7-032 500
						 CT1051K2 CA, WP, MTR-CODE: AZV, BKD, CH-NO 5P-7-032 501⇨
						 CT1051WP1 CA, WP, ⇨CH-NO 5P-7-032 500, MTR-CODE: AZV, BKD
		11/05-	BMM	103	1968	 CT1051WP2 CA, WP, CH-NO 5P-7-032 501⇨, MTR-CODE: AZV, BKD
						 AP9001
						 VD1076 MODEL '07⇨, FOR ART-NO: VD1076
						 MS18 ⇨MODEL '06, FOR ART-NO: VD1076
						 MS37
						 6PK1050 ALT, PS, (AC)
						 6PK1050D2 ALT, PS, (AC)
						 6PK1050K1 ALT, PS, (AC)
						 6PK948 ALT, PS, (-AC)
						 CT1028 CA, WP
	2.0 TDI 16V	03/04-	BKD, CFHC	103	1968	 CT1028K3 CA, WP
						 CT1028WP4 CA, WP
						 AP9001
						 VD1076 FOR ART-NO: VD1076
						 MS18
						 6PK1050 MTR-CODE: AZV, BKD, ALT, (AC)
						 6PK1050D2 MTR-CODE: AZV, BKD, ALT, (AC)
						 6PK1050K2 MTR-CODE: AZV, BKD, ALT, (AC)
						 6PK1070 MTR-CODE: CFHC, ALT, (AC)
						 6PK1070K1 MTR-CODE: CFHC, ALT, (AC)
						 6PK842 ELAST MTR-CODE: CFHC, ALT, (-AC)
						 6PK842 ELAST T1 MTR-CODE: CFHC, ALT, (-AC)
						 6PK948 MTR-CODE: AZV, BKD, ALT, (-AC)
						 CT1051 MTR-CODE: AZV, BKD, CA, WP
						 CT1051K1 CA, WP, MTR-CODE: AZV, BKD, ⇨CH-NO 5P-7-032 500
						 CT1051K2 CA, WP, MTR-CODE: AZV, BKD, CH-NO 5P-7-032




































































					ContiTech	
---	---	---	---	---	-----------	---

SEAT

ALTEA (5P1, 5P5, 5P8)						
					 CT1051WP1	501⇒ CA, WP, ⇒CH:NO 5P-7-032 500, MTR-CODE: AZV, BKD
					 CT1051WP2	CA, WP, CH:NO 5P-7-032 501⇒, MTR-CODE: AZV, BKD
					 CT1139	MTR-CODE: CFHC, CA
					 CT1139K2	MTR-CODE: CFHC, CA
					 CT1139WP6	MTR-CODE: CFHC, CA, WP
					 AP9001	
					 VD1076	MTR-CODE: BKD
					 MS18	MODEL '07⇒, FOR ART:NO: VD1076
					 MS37	⇒MODEL '06, FOR ART:NO: VD1076
					 MS46	FOR ART:NO: VD1111
AROSA (6H)						
1.0	10/98-01/01	AHT	37	997	 6PK1480	ALT, (-PS), (AC), MTR-CODE: AHT
					 6PK1520	ALT, (PS), (-AC), MTR-CODE: AHT
					 6PK1880	ALT, (PS), (AC), MTR-CODE: AHT
	05/97-06/04	AER, ANV, ALD, ALL, AUC	37	999	 6PK1070	ALT, (PS), (-AC), MTR-CODE: AER, AUC, ALL, ALD, ANV
 6PK1070K2					ALT, (PS), (-AC), MTR-CODE: AER, AUC, ALL, ALD, ANV	
 6PK1125					ALT, (PS), (AC), MTR-CODE: AER, AUC, ALL, ALD, ANV	
 6PK751					ALT, (-PS), (-AC), MTR-CODE: AER, AUC, ALL, ALD, ANV	
 CT846					CA	
 CT846K1					CA, MTR-CODE: ALD, ANV, AUC, ⇒CH:NO 6H-Y-014 000	
 CT846K1					CA, MTR-CODE: AER, ALL	
 CT846K2					CA, MTR-CODE: ALD, ANV, AUC, CH:NO 6H-Y-014 001⇒	
 CT846WP1					CA, MTR-CODE: ALD, ANV, AUC, ⇒CH:NO 6H-Y-014 000	
 CT846WP1					CA, MTR-CODE: AER, ALL	
	 CT846WP2	CA, MTR-CODE: ALD, ANV, AUC, CH:NO 6H-Y-014 001⇒				
1.4	05/97-06/04	AEX, AKV, APQ, ANW, AKK, AUD	44	1390	 6PK1070	ALT, (PS), (-AC)
					 6PK1070K2	ALT, (PS), (-AC)
					 6PK1125	ALT, (PS), (AC)
					 6PK751	ALT, (-PS), (-AC)
					 CT846	CA
					 CT846K1	CA, MTR-CODE: AKK, ANW, AUD, ⇒CH:NO 6H-Y-014 000
					 CT846K1	CA, MTR-CODE: AEX, APQ, AKV
					 CT846K2	CA, MTR-CODE: AKK, ANW, AUD, CH:NO 6H-Y-014 001⇒
					 CT846WP1	CA, MTR-CODE: AKK, ANW, AUD, ⇒CH:NO 6H-Y-014 000
					 CT846WP2	CA, MTR-CODE: AKK, ANW, AUD, CH:NO 6H-Y-014 001⇒
	 CT846WP3	CA, MTR-CODE: AEX, APQ, AKV				
1.7 SDI	08/97-06/04	AKU	44	1716	 5PK1219	ALT, PS
					 CT1012	CA
					 CT1012K1	CA
					 CT1012K2	CA
					 AP9057	
					 AP9059	
CORDOBA (6K1, 6K2, 6K5)						
1.4	06/99-12/02	ANW, AKK, AUD	44	1390	 6PK1070	ALT, (PS), (-AC)
					 6PK1070K2	ALT, (PS), (-AC)
					 6PK1185	ALT, (PS), (AC)
					 6PK751	ALT, (-PS), (-AC)
					 CT846	CA
					 CT846K1	CA, MTR-CODE: AKK, ⇒MTR:NO 127806
					 CT846K2	CA, MTR-CODE: AKK, MTR:NO 127807⇒
						

					ContiTech	
---	---	---	---	---	-----------	---






























































SEAT						
CORDOBA (6K1, 6K2, 6K5)						
					 CT846K2	CA, MTR-CODE: ANW, AUD
					 CT846WP1	CA, MTR-CODE: AKK, ➡MTR-NO 127806
					 CT846WP2	CA, MTR-CODE: ANW, AUD
					 CT846WP2	CA, MTR-CODE: AKK, MTR-NO 127807➡
1.4 16V	06/99-10/02	APE, AUA, AQQ, AUB	55-74	1390	 6PK1070	ALT, (-AC)
					 6PK1070K2	ALT, (-AC)
					 6PK1185	ALT, (AC)
					 CT957(SET)	CA
					 CT957K1	CA
					 CT957WP1	CA
1.4 i	06/94-06/99	ABD, AEX, AKV, APQ	44	1390	 6PK1070	ALT, PS, (-AC), MTR-CODE: ABD, AEX, ANX, APQ, AKV
					 6PK1070K2	ALT, PS, (-AC), MTR-CODE: ABD, AEX, ANX, APQ, AKV
					 6PK1100	ALT, PS, (-AC), MTR-CODE: ABD
					 6PK1153	ALT, PS, AC, MTR-CODE: ABD
					 6PK1185	ALT, PS, AC, MTR-CODE: AEX, ANX, APQ, AKV
					 6PK737	ALT, (-PS), (-AC), MTR-CODE: ABD
					 6PK751	ALT, (-PS), (-AC), MTR-CODE: AEX, ANX, APQ, AKV
					 CT629	CA, MTR-CODE: ABD
					 CT629WP1	CA, MTR-CODE: ABD
					 CT846	CA, MTR-CODE: AEX, ANX, APQ, AKV
					 CT846K1	CA, MTR-CODE: AEX, ANX, APQ, AKV
					 CT846WP3	CA, MTR-CODE: AEX, ANX, APQ, AKV
1.4 i 16V	09/96-06/99	AFH	74	1390	 6PK1070	ALT, PS
					 6PK1070K2	ALT, (PS), (-AC)
					 6PK1185	ALT, PS, AC
					 6PK751	ALT
					 CT907	CA
1.6	06/99-12/02	ALM	55	1598	 6PK1070	ALT, (-AC)
					 6PK1070K2	ALT, (-AC)
					 6PK1185	ALT, (AC)
					 CT847	CA
					 CT847K1	CA
					 CT847WP1	CA
1.6 i	05/94-06/99	1F	55	1595	 11,5X685Ld	PS, (-AC)
					 11,5X755Ld	PS, WP, (AC)
					 2PJ860	2.FAN
					 6PK1153	ALT, (AC)
					 6PK1153K1	ALT, (AC)
					 6PK894	ALT, WP, (-AC)
					 CT637	CA
					 CT637K1	CA
	02/93-06/99	ABU, AEE, ALM	55	1598	 2PJ860	2.FAN
					 6PK1070	ALT, PS, (-AC), MTR-CODE: AEE, ALM
					 6PK1070K2	ALT, (PS), (-AC), MTR-CODE: AEE, ALM
					 6PK1100	ALT, PS, (-AC), MTR-CODE: ABU
					 6PK1185	ALT, PS, AC, MTR-CODE: AEE, ALM, ABU
					 6PK737	ALT, (-PS), (-AC), MTR-CODE: ABU
					 6PK751	ALT, (-PS), (-AC), MTR-CODE: AEE, ALM
					 CT732	CA, MTR-CODE: ABU
					 CT732WP1	CA, MTR-CODE: ABU
					 CT847	CA, MTR-CODE: AEE, ALM
					 CT847K1	CA, MTR-CODE: AEE, ALM
					 CT847WP1	CA, MTR-CODE: AEE, ALM
1.8 i	02/93-06/99	ABS, ADZ, ACC	66	1781	 11,5X685Ld	PS
					 11,5X755Ld	PS, (AC)
					 2PJ860	2.FAN
					 6PK1153	ALT, AC
					 6PK894	ALT
					 6PK976	ALT, (TP)
					 CT637	CA


































































					ContiTech		
SEAT							
CORDOBA (6K1, 6K2, 6K5)							
 1.9 TD	02/93-08/96	AAZ	55	1896	 CT637K1	CA	
					 11,5X730Ld	PS, (-AC)	
					 11,5X790Ld	PS, WP, (AC)	
					 2PJ860	2.FAN	
					 6PK1045	ALT, (-AC), (TENS DAMPER)	
					 6PK1045K1	ALT, (-AC), (TENS DAMPER)	
					 6PK1145	ALT, (AC)	
					 6PK1145K1	ALT, (AC)	
					 6PK923	ALT, (-AC), (-TENS DAMPER)	
					 CT867	CA	
					 CT867K1	CA, ➡MTR:NO 552765	
					 CT867K2	CA, MTR:NO 552766➡	
					 VD1084		
					 MS13	FOR ART:NO: VD1084	
					1.9 TDI	06/99-12/02	AHU, ALH, AGR
 6PK1045K1	ALT, (-AC), (AUTOM-TP), MTR-CODE: 1Z, AHU						
 6PK1145	ALT, (AC), (AUTOM-TP), MTR-CODE: 1Z, AHU						
 6PK1145K1	ALT, (AC), (AUTOM-TP), MTR-CODE: 1Z, AHU						
 6PK1660	ALT, (AC), MTR-CODE: AGR, ALH						
 6PK1660K1	ALT, (AC), MTR-CODE: AGR, ALH						
 6PK906	ALT, (-AC), MTR-CODE: AGR, ALH						
 6PK906K1	ALT, (-AC), MTR-CODE: AGR, ALH						
 6PK923	ALT, (-AC), (MANL-TP), MTR-CODE: 1Z, AHU						
 CT1044	CA, MTR-CODE: ALH, MTR:NO 500 001➡						
 CT1044	CA, MTR-CODE: AGR, MTR:NO 565 001➡						
 CT1044K1	CA, MTR-CODE: AGR, ALH						
 CT1044WP1	CA, MTR-CODE: AGR, ALH						
 CT946	CA, MTR-CODE: ALH, ➡MTR:NO 500 000						
 CT946	CA, MTR-CODE: AGR, ➡MTR:NO 565 000						
 AP9001							
 VD1089	MTR-CODE: AGR, ALH						
 MS17	FOR ART:NO: VD1089						
08/96-06/99	1Z, AHU	66	1896	 11,5X730Ld		PS, (-AC)	
				 11,5X790Ld		PS, WP, (AC)	
				 2PJ860		2.FAN	
				 6PK1045		ALT, (-AC), (TENS DAMPER)	
				 6PK1045K1		ALT, (-AC), (TENS DAMPER)	
				 6PK1145		ALT, (AC)	
				 6PK1145K1		ALT, (AC), MTR-CODE: 1Z/AHU	
				 6PK923		ALT, (-AC), (-TENS DAMPER)	
				 CT867		CA	
				 CT867K4		CA	
				 AP9001			
				 AP9004			
 VD1084	MTR-CODE: AHU, 1Z						
 MS13	FOR ART:NO: VD1084						
CORDOBA (6K2)							
1.9 SDI	06/99-10/02	AQM, AGP	50	1896	 6PK1660	ALT, (AC)	
					 6PK1660K2	ALT, (AC)	
					 6PK906	ALT, (-AC)	
					 6PK906K3	ALT, (-AC), MTR-CODE: AGP/AQM	
					 CT1044	CA, MTR-CODE: AQM, MTR:NO 045 001➡	
					 CT1044	MTR-CODE: AGP, CA, MTR:NO 595 001➡	
					 CT1044K1	MTR-CODE: AGP, CA, MTR:NO 229 904➡	
					 CT1044K1	CA, MTR-CODE: AQM, MTR:NO 004 133➡	
					 CT1044WP1	CA, MTR-CODE: AQM, MTR:NO 004 133➡	
					 CT1044WP1	MTR-CODE: AGP, MTR:NO 229 904➡	
					 CT946	MTR-CODE: AGP, CA, ➡MTR:NO 595 000	
					 CT946	CA, MTR-CODE: AQM, ➡MTR:NO 045 000	
					 CT946K1	CA, MTR-CODE: AQM, ➡MTR:NO 004 131	
					 CT946K1	MTR-CODE: AGP, CA, ➡MTR:NO 229 902	
							




























































ContiTech






































































SEAT						
CORDOBA (6K2)						
					 AP9001  VD1089  MS17	FOR ART-NO: VD1089
CORDOBA (6L2) 1.4 16V	09/02-11/09	AUB, BBZ, BBY, BKY	55-74	1390	 6PK1080  6PK1080K1  6PK737  CT957(SET)  CT957K1  CT957K3  CT957WP1	ALT, (AC) ALT, (AC) ALT, (-AC) CA CA CA CA
	05/06-11/09	BXW	63	1390	 6PK1080  6PK1080K1  6PK737  CT957(SET)  CT957K1  CT957K3  CT957WP1	ALT, (AC) ALT, (AC) ALT, (-AC) CA CA CA CA
1.4 TDI	05/05-11/09	BNM	51	1422	 6PK820  6PK995  6PK995K1  CT1028  CT1028K3  CT1028WP3  AP9001	ALT, (-AC) ALT, (AC) ALT, (AC) CA, WP CA, WP CA, WP
	06/05-11/09	BMS, BNV	59	1422	 6PK1180  6PK1180K2  6PK820  6PK995  6PK995K1  CT1028  CT1028K3  CT1028WP3  AP9001	ALT, (AC), MTR-CODE: BMS ALT, (AC), MTR-CODE: BMS ALT, (-AC) ALT, (AC), MTR-CODE: BNV ALT, (AC), MTR-CODE: BNV CA, WP CA, WP CA, WP
1.9 SDI	09/02-11/09	ASY	47	1896	 6PK1095  6PK780  CT1044  CT1044K2  AP9001	ALT, AC ALT, (-AC) CA CA
1.9 TDI	10/02-11/09	ASZ, BLT	96	1896	 6PK1180  6PK1180D1  6PK1180K2  6PK780  CT1028  CT1028K3  CT1028WP3  AP9001  VD1076  MS18  MS37	ALT, PS, (AC) ALT, PS, (AC) ALT, PS, (AC) ALT, PS, (-AC) CA, WP CA, WP CA, WP MODEL '06⇨, FOR ART-NO: VD1076 ⇨MODEL '05, FOR ART-NO: VD1076
	09/02-11/09	ATD, AXR, BMT	74	1896	 6PK1180  6PK1180D1  6PK1180K2  6PK780  6PK820  CT1028  CT1028K3  CT1028WP3  AP9001  VD1076  MS18  MS37	MTR-CODE: ATD, AXR, BMT, ALT, (AC) MTR-CODE: ATD, AXR, ALT, (AC) MTR-CODE: ATD, AXR, BMT, ALT, (AC) MTR-CODE: ATD, AXR, ALT, (-AC) MTR-CODE: BMT, ALT, (-AC) CA, WP CA, WP CA, WP MODEL '06⇨, FOR ART-NO: VD1076 ⇨MODEL '05, FOR ART-NO: VD1076





























































					ContiTech	
SEAT						
EXEO (3R2, 3R5)						
 2.0 TDI	12/08-	CAGA, CJCA	105	1968	 6PK1580  CT1134  CT1134K1  CT1134WP2  AP9001  AP9022  VD1076  MS18	MTR-CODE: CAGA, CAGB, CAGC, ALT, (AC) MTR-CODE: CAGA, CAGB, CAGC, CA MTR-CODE: CAGA, CAGB, CAGC, CA MTR-CODE: CAGA, CAGB, CAGC, CA, WP MTR-CODE: CAGA, CAGB, CAGC FOR ART-NO: VD1076
	05/09-	CAHA, CGLB	125	1968	 6PK1580  CT1134  CT1134K1  CT1134WP1  AP9001  AP9022  VD1076  MS18	MTR-CODE: CAHA, CAHB, ALT, (AC) MTR-CODE: CAHA, CAHB, CA MTR-CODE: CAHA, CAHB, CA MTR-CODE: CAHA, CAHB, CA, WP MTR-CODE: CAHA, CAHB FOR ART-NO: VD1076
	07/09-	CAGC, CJCC	88	1968	 6PK1580  CT1134  CT1134K1  CT1134WP2  AP9022  VD1076  MS18	MTR-CODE: CAGA, CAGB, CAGC, ALT, (AC) MTR-CODE: CAGA, CAGB, CAGC, CA MTR-CODE: CAGA, CAGB, CAGC, CA MTR-CODE: CAGA, CAGB, CAGC, CA, WP MTR-CODE: CAGA, CAGB, CAGC FOR ART-NO: VD1076
IBIZA I (021A)						
0.9	08/86-05/93	146 A 000, 09 NCA	29-32	903	 AVX10X813	ALT
1.2, 1.2 i	11/84-12/93	021 A 1000, 021 C.1000	44-52	1193	 AVX10X750  AVX13X975  CT557  CT557K1	ALT AC CA CA
1.5 i CAT	10/86-05/93	021 C.2000	66	1461	 AVX10X750  AVX13X975  CT557	ALT AC CA
IBIZA II (6K1)						
1.0	03/93-09/96	AAU	33	1043	 11,9X710Ld  6PK1100  CT629  CT629WP1	ALT, (-PS) ALT, (PS) CA CA
1.0 i	09/96-08/99	AER	37	999	 6PK1070  6PK1070K2  6PK1185  6PK751  CT846  CT846K1  CT846WP1	ALT, PS ALT, (PS), (-AC) ALT, AC, PS ALT CA CA CA
1.3 i	03/93-08/99	2G, AAV	40	1272	 11,9X710Ld  CT629  CT629WP1	ALT CA CA
1.4	12/97-04/99	ANX	40	1390	 6PK1070  6PK1185  6PK751  CT846  CT846K1	ALT, (AC), (PS) ALT, (AC) ALT, (AC), (-PS) CA CA
1.4 i	09/93-08/99	ABD, AEX, AKV, APQ	44	1390	 6PK1070  6PK1070K2  6PK1100  6PK1153  6PK1185  6PK737  6PK751  CT629	ALT, PS, (-AC), MTR-CODE: ABD, AEX, ANX, APQ, AKV ALT, PS, (-AC), MTR-CODE: ABD, AEX, ANX, APQ, AKV ALT, PS, (-AC), MTR-CODE: ABD ALT, PS, AC, MTR-CODE: ABD ALT, PS, AC, MTR-CODE: AEX, ANX, APQ, AKV ALT, (-PS), (-AC), MTR-CODE: ABD ALT, (-PS), (-AC), MTR-CODE: AEX, ANX, APQ, AKV CA, MTR-CODE: ABD

































































					ContiTech	
---	---	---	---	---	-----------	---




































































SEAT						
IBIZA II (6K1)						
1.6 i	09/94-06/99	1F	55	1595	 CT629WP1  CT846  CT846K1  CT846WP3	CA, MTR-CODE: ABD CA, MTR-CODE: AEX, ANX, APQ, AKV CA, MTR-CODE: AEX, ANX, APQ, AKV CA, MTR-CODE: AEX, ANX, APQ, AKV
	03/93-08/99	ABU, AEE, ALM	55	1598	 11,5X685Ld  11,5X755Ld  2PJ860  6PK1153  6PK1153K1  6PK894  CT637  CT637K1	PS, (AC) PS, WP, (AC) 2.FAN ALT, (AC) ALT, (AC) ALT, WP, (-AC) CA CA
1.8 i	03/93-08/99	ABS, ADZ, ACC	66	1781	 2PJ860  6PK1070  6PK1070K2  6PK1100  6PK1100K1  6PK1153  6PK1185  CT732  CT732WP1  CT847  CT847K1  CT847WP1	2.FAN CH-NO 6K-Z-122 301⇄, CH-NO 6K-Z-567 301⇄, ALT, PS CH-NO 6K-Z-122 301⇄, CH-NO 6K-Z-567 301⇄, ALT, PS ⇄CH-NO 6K-Z-122 300, 6K-Z-567 300, ALT, PS, MTR-CODE: ABU ⇄CH-NO 6K-Z-122 300, 6K-Z-567 300, ALT, PS, MTR-CODE: ABU ALT, PS, AC, MTR-CODE: ABU ALT, PS, AC, MTR-CODE: AEE, ALM CA, MTR-CODE: ABU CA, MTR-CODE: ABU CA, MTR-CODE: ALM, AEE CA, MTR-CODE: AEE, ALM CA, MTR-CODE: AEE, ALM
	04/93-08/96	1Y	47	1896	 11,5X685Ld  11,5X755Ld  2PJ860  6PK1153  6PK894  6PK976  CT637  CT637K1	PS PS, (AC) 2.FAN ALT, AC ALT ALT, (TP) CA CA
1.9 SDI	08/96-08/99	AEY	47	1896	 11,5X730Ld  11,5X790Ld  2PJ860  6PK1045  6PK1145  6PK1145K1  6PK923  CT867  CT867K2  VD1084  MS13	PS, (AC) PS, WP, (AC) 2.FAN ALT, (AC), (TENS DAMPER) ALT, (AC) ALT, (AC) ALT, (AC), (TENS DAMPER) CA CA FOR ART-NO: VD1084
	08/96-08/99	1Z, AHU	66	1896	 11,5X730Ld  11,5X790Ld  2PJ860  6PK1045  6PK1145  6PK1145K1  6PK923  CT945  CT945K1  AP9004  VD1084  MS13	PS, (AC) PS, WP, (AC) 2.FAN ALT, (AC), (TENS DAMPER) ALT, (AC) ALT, (AC) ALT, (AC), (TENS DAMPER) CA CA FOR ART-NO: VD1084
1.9 TDI	08/96-08/99	1Z, AHU	66	1896	 11,5X730Ld  11,5X790Ld	PS, (AC) PS, WP, (AC)

































































					ContiTech		
SEAT							
IBIZA II (6K1)							
						2PJ860	2.FAN
						6PK1045	ALT, (-AC), (TENS DAMPER)
						6PK1045K1	ALT, (-AC), (TENS DAMPER)
						6PK1145	ALT, (AC)
						6PK1145K1	ALT, (AC)
						6PK923	ALT, (-AC), (TENS DAMPER)
						CT867	CA
						CT867K4	CA
						AP9004	
						VD1084	
						MS13	FOR ART-NO: VD1084
2.0 i	03/93-08/99	2E, AGG	85	1984		11,5X685Ld	PS
						11,5X755Ld	PS, (AC)
						2PJ860	2.FAN
						6PK1153	ALT, AC
						6PK1153K1	ALT, AC
						6PK894	ALT
						6PK976	ALT, (TP)
						CT630	CA
						CT630K1	CA
IBIZA III (6K1)							
1.0	08/99-02/02	ANV, ALD, AUC	37	999		6PK1070	ALT, (PS), (-AC)
						6PK1070K2	ALT, (PS), (-AC)
						6PK1185	ALT, (PS), (AC)
						6PK751	ALT, (-PS), (-AC)
						CT846	CA
						CT846K1	CA, MTR-CODE: ANV
						CT846K1	CA, MTR-CODE: ALD, ⇨MTR-NO 037 979
						CT846K2	CA, MTR-CODE: ALD, MTR-NO 037 980⇨
						CT846K2	CA, MTR-CODE: AUC
						CT846WP1	CA, MTR-CODE: ALD, ⇨MTR-NO 037 979
						CT846WP1	CA, MTR-CODE: ANV
						CT846WP2	CA, MTR-CODE: AUC
						CT846WP2	CA, MTR-CODE: ALD, MTR-NO 037 980⇨
1.4	08/99-02/02	ANW, AKK, AUD	44	1390		6PK1070	ALT, (PS), (-AC)
						6PK1070K2	ALT, (PS), (-AC)
						6PK1185	ALT, (PS), (AC)
						6PK751	ALT, (-PS), (-AC)
						CT846	CA
						CT846K1	CA, MTR-CODE: AKK, ⇨MTR-NO 127806
						CT846K2	CA, MTR-CODE: AKK, MTR-NO 127807⇨
						CT846K2	CA, MTR-CODE: ANW, AUD
						CT846WP1	CA, MTR-CODE: AKK, ⇨MTR-NO 127806
						CT846WP2	CA, MTR-CODE: ANW, AUD
						CT846WP2	CA, MTR-CODE: AKK, MTR-NO 127807⇨
1.4 16V	05/00-02/02	APE, AUA	55	1390		6PK1070	ALT, PS
						6PK1070K2	ALT, (PS), (-AC)
						6PK1185	ALT, PS, AC
						CT957(SET)	CA
						CT957K1	CA
						CT957WP1	CA
	08/99-02/02	AQQ, AUB	74	1390		6PK1070	ALT, (AC)
						6PK1070K2	ALT, (-AC), (PS)
						6PK1185	ALT, (AC)
						6PK751	ALT, (-AC), (-PS)
						CT957(SET)	CA
						CT957K1	CA
						CT957WP1	CA
1.6	08/99-02/02	ALM	55	1598		2PJ860	2.FAN
						6PK1070	ALT, PS, (-AC)
							

					ContiTech	
---	---	---	---	---	-----------	---




























































SEAT							
IBIZA III (6K1)							
						6PK1070K2	ALT, PS, (-AC)
						6PK1185	ALT, PS, AC
						6PK751	ALT, (-PS), (-AC)
						CT847	CA, MTR-CODE: AEE, ALM
						CT847K1	CA, MTR-CODE: AEE, ALM
1.9 SDI	08/99-02/02	AQM, AGP	50	1896		CT847WP1	CA, MTR-CODE: AEE, ALM
						6PK1660	ALT, (AC)
						6PK1660K2	ALT, (AC)
						6PK906	ALT, (-AC)
						6PK906K3	ALT, (-AC), MTR-CODE: AGP/AQM
						CT1044	CA, MTR-CODE: AGP, MTR-NO 595 001⇨
						CT1044	CA, MTR-CODE: AQM, MTR-NO 045 001⇨
						CT1044K1	CA, MTR-CODE: AQM, MTR-NO 004 133⇨
						CT1044K1	CA, MTR-CODE: AGP, MTR-NO 229 904⇨
						CT1044WP1	MTR-CODE: AGP, MTR-NO 229 904⇨
						CT1044WP1	CA, MTR-CODE: AQM, MTR-NO 004 133⇨
						CT946	CA, MTR-CODE: AGP, ⇨MTR-NO 595 000
						CT946	CA, MTR-CODE: AQM, ⇨MTR-NO 045 000
						CT946K1	CA, MTR-CODE: AQM, ⇨MTR-NO 004 131
						CT946K1	CA, MTR-CODE: AGP, ⇨MTR-NO 229 902
						AP9001	
						VD1089	
						MS17	FOR ART-NO: VD1089
1.9 TDI	08/99-02/02	ALH, AGR	66	1896		6PK1660	ALT, PS, AC
						6PK1660K1	ALT, PS, AC
						6PK906	ALT, PS
						CT1044	MTR-CODE: ALH, MTR-NO 500001⇨
						CT1044	CA, MTR-CODE: AGR, MTR-NO 565001⇨
						CT1044K1	CA, MTR-CODE: AGR, ALH
						CT1044WP1	CA, MTR-CODE: AGR, ALH
						CT946	CA, MTR-CODE: AGR, ⇨MTR-NO 565000
						CT946	MTR-CODE: ALH, ⇨MTR-NO 500000
						AP9001	
						VD1089	
						MS17	FOR ART-NO: VD1089
		ASV, ASK	81	1896		6PK1660	ALT, PS, AC
						6PK1660K2	ALT, PS, AC
						6PK906	ALT, PS, (-AC)
						6PK906K1	ALT, PS, (-AC)
						CT1044	CA, MTR-CODE: ASV, MTR-NO 150001⇨
	CT1044K1				CA, MTR-CODE: ASV		
	CT1044WP1				CA, MTR-CODE: ASV		
	CT946				CA, MTR-CODE: ASV, ⇨MTR-NO 150000		
	AP9001						
	VD1089				MTR-CODE: ASV		
	MS17				FOR ART-NO: VD1089		
IBIZA IV (6L1)							
1.2	02/02-06/06	AZQ, BME	47	1198		6PK1453	ALT, (-AC)
						6PK1453K2	ALT, (-AC)
						6PK1873	ALT, (AC), CH-NO 6L-3-207 001⇨
						6PK1873K1	ALT, (AC), CH-NO 6L-3-207 001⇨
						6PK1880	ALT, (AC), ⇨CH-NO 6L-3-207 000
						AP9006	
						6PK1453	ALT, (-AC)
						6PK1453K2	ALT, (-AC)
						6PK1873	ALT, (AC)
1.2, 1.2 12V	05/06-11/09	BBM, BXV	44-51	1198		6PK1873K1	ALT, (AC)
1.4 16V	02/02-11/09	AUB, BBZ	74	1390		6PK1080	ALT, (AC), CH-NO 6L-2-012 770⇨
						6PK1080K1	ALT, (AC), CH-NO 6L-2-012 770⇨
						6PK1084	ALT, (AC), ⇨CH-NO 6L-2-012 769
						6PK737	ALT, (-AC), CH-NO 6L-2-012 770⇨






























































						ContiTech	
SEAT							
IBIZA IV (6L1)							
					 6PK745  CT957(SET)  CT957K1  CT957WP1	ALT, (AC), ⇨CH-NO 6L-2-012 769 CA CA CA	
	02/02-12/07	BBY, BKY	55	1390	 6PK1080  6PK1080K1  6PK1084  6PK737  6PK737  6PK745  CT957(SET)  CT957K1  CT957WP1	MTR-CODE: BBY, BKY, ALT, (AC), CH-NO 6L-2-012 770⇨ MTR-CODE: BBY, BKY, ALT, (AC), CH-NO 6L-2-012 770⇨ MTR-CODE: BBY, BKY, ALT, (AC), ⇨CH-NO 6L-2-012 769 MTR-CODE: BKY, ALT, (-AC) MTR-CODE: BBY, ALT, (-AC), CH-NO 6L-2-012 770⇨ MTR-CODE: BBY, ALT, (-AC), ⇨CH-NO 6L-2-012 769 CA CA CA	
	05/06-11/09	BXW	63	1390	 6PK1080  6PK1080K1  6PK737  CT957(SET)  CT957K1  CT957K3  CT957WP1  CT957WP3	ALT, (AC) ALT, (AC) ALT, (-AC) CA CA, ⇨CH-NO 6L-6-000 001, ⇨MODEL '05 CA, CH-NO 6L-6-000 001⇨, MODEL '06⇨ CA, ⇨CH-NO 6L-6-000 001, ⇨MODEL '05 CA, CH-NO 6L-6-000 001⇨, MODEL '06⇨	
1.4 TDI	05/02-12/05	AMF	55	1422	 6PK858  6PK995  6PK995K1  CT1028  CT1028K3  CT1028WP3  AP9001	ALT, PS, (-AC) ALT, PS, (AC) ALT, PS, (AC) CA, WP CA, WP CA, WP	
	05/05-11/09	BNM	51	1422	 6PK820  6PK995  6PK995K1  CT1028  CT1028K3  CT1028WP3  AP9001	ALT, (-AC) ALT, (AC) ALT, (AC) CA, WP CA, WP CA, WP	
	06/05-11/09	BMS, BNV	59	1422	 6PK1180  6PK1180K2  6PK820  6PK995  6PK995K1  CT1028  CT1028K3  CT1028WP3  AP9001  AP9022	ALT, (AC), MTR-CODE: BMS ALT, (AC), MTR-CODE: BMS ALT, (AC) ALT, (AC), MTR-CODE: BNV ALT, (AC), MTR-CODE: BNV CA, WP CA, WP CA, WP	
1.6 16V	11/06-11/09	BTS	77	1598	 6PK1090  6PK1733  6PK1733K3	ALT, (-AC) ALT, (AC) ALT, (AC)	
1.9 SDI	02/02-12/05	ASY	47	1896	 6PK1095  6PK780  CT1044  CT1044K2  AP9001	ALT, AC ALT, (-AC) CA CA	
1.9 TDI	02/02-11/09	ATD, AXR, BMT	74	1896	 6PK1180  6PK1180D1  6PK1180K2  6PK780  6PK820	MTR-CODE: ATD, AXR, BMT, ALT, (AC) MTR-CODE: ATD, AXR, ALT, (AC) MTR-CODE: ATD, AXR, BMT, ALT, (AC) MTR-CODE: ATD, AXR, ALT, (-AC) MTR-CODE: BMT, ALT, (-AC)	

					ContiTech	
SEAT						
IBIZA IV (6L1)						
					 CT1028  CT1028K3  CT1028WP1  CT1028WP3  AP9001  VD1076  MS18  MS37	CA, WP CA, WP CA, WP, ⇨CH-NO 6L-3-000 000 CA, WP, CH-NO 6L-3-000 001⇨ MTR-CODE: BMT, FOR ART-NO: VD1076 MTR-CODE: ATD, AXR, FOR ART-NO: VD1076
		ASZ, BLT	96	1896	 6PK1180  6PK1180D1  6PK1180K2  6PK780  CT1028  CT1028K3  CT1028WP1  CT1028WP3  AP9001  VD1076  MS37	ALT, PS, (AC) ALT, PS, (AC) ALT, PS, (AC) ALT, PS, (AC) CA, WP CA, WP CA, WP, ⇨CH-NO 6L-3-000 000 CA, WP, CH-NO 6L-3-000 001⇨ FOR ART-NO: VD1076
1.9 TDI Cupra R	03/04-02/08	BPX, BUK	118	1896	 6PK1180  6PK1180D1  6PK1180K2  6PK780  CT1028  CT1028K3  AP9001  VD1076  MS37	ALT, PS, (AC) ALT, PS, (AC) ALT, PS, (AC) ALT, PS, (AC) CA, WP CA, WP FOR ART-NO: VD1076
IBIZA V (6J1, 6J5, 6J8, 6P1, 6P5, 6P8)						
1.2	03/08-	BZG, CGPA, CJLB	51	1198	 6PK1453  6PK1453K2  6PK1873  6PK1873K1  AP9022	ALT, (AC) ALT, (AC) ALT, (AC) ALT, (AC)
	07/09-	CGPB	44	1198	 6PK1453  6PK1453K2  6PK1873  6PK1873K1	ALT, (AC) ALT, (AC) ALT, (AC) ALT, (AC)
1.2 TDI	04/10-	CFWA	55	1199	 6PK1070  6PK1070K1  6PK842 ELAST  6PK842 ELAST T1  CT1139  CT1139K2  CT1139WP6  AP9001  MS46	ALT, (AC) ALT, (AC) ALT, (AC) ALT, (AC) CA CA MTR-CODE: CFWA, CA, WP
1.2 TSI	09/10-	CBZB	77	1197	 6PK1432  6PK1693  AP9001  AP9012	MTR-CODE: CBZB, ALT, (AC) MTR-CODE: CBZB, ALT, (AC)
	08/12-	CBZA	63	1197	 6PK1432  6PK1693  AP9012	ALT, (AC) ALT, (AC)
1.4	03/08-	BXW, CGGB	63	1390	 6PK1080  6PK1080K1  6PK737  CT957(SET)  CT957K1  CT957K1  CT957K3	ALT, (AC) ALT, (AC) ALT, (AC) CA CA, ⇨MODEL '08, MTR-CODE: BWX CA, CH-NO 6L-9-000 001⇨, MTR-CODE: BXW CA, CH-NO 6J-9-000 001⇨, MTR-CODE: BXW, CGGB































































					ContiTech		
SEAT							
IBIZA V (6J1, 6J5, 6J8, 6P1, 6P5, 6P8)							
					 CT957WP1  CT957WP1  CT957WP3	CA, CH-NO 6L-9-000 001⇨, MTR-CODE: BXW CA, ⇨MODEL '08, MTR-CODE: BWX CA, CH-NO 6J-9-000 001⇨, MTR-CODE: BXW, CGGB	
	03/10-	CGGB	63	1390	 6PK1080  6PK1080K1  6PK737  CT957(SET)  CT957K3  CT957WP3	ALT, (AC) ALT, (AC) ALT, (-AC) CA CA, MTR-CODE: CGGB CA, MTR-CODE: CGGB	
	1.4 TDI	07/08-06/10	BMS	59	1422	 6PK1180  6PK1180K2  6PK820  CT1028  CT1028K3  CT1028WP3  AP9001  AP9022	ALT, (AC) ALT, (AC) ALT, (-AC) CA CA CA
	1.4 TSI	02/12-	CAVF, CNUB, CTJB, CTHF	110	1390	 5PK491  6PK1600  6PK1698  AP9001  AP9012	AIRC ALT, (-AC) ALT, (AC)
	1.6	05/08-	BTS	77	1598	 6PK1090  6PK1733  6PK1733K3	ALT, (-AC) ALT, (AC) ALT, (AC)
	1.6 TDI	05/09-	CAYB	66	1598	 6PK1070  6PK1070K1  6PK842 ELAST  6PK842 ELAST T1  CT1139  CT1139K2  CT1139WP2  CT1139WP6  AP9001  AP9012  VD1076  MS18  MS46	MTR-CODE: CAYB, CAYC, ALT, (AC) MTR-CODE: CAYB, CAYC, ALT, (AC) MTR-CODE: CAYB, CAYC, ALT, (-AC) MTR-CODE: CAYB, CAYC, ALT, (-AC) MTR-CODE: CAYB, CAYC, CA MTR-CODE: CAYB, CAYC, CA MTR-CODE: CAYB, CAYC, ⇨MODEL '11, CA, WP MTR-CODE: CAYB, CAYC, MODEL '12⇨, CA, WP
CAYC, CLNA			77	1598	 6PK1070  6PK1070K1  6PK842 ELAST  6PK842 ELAST T1  CT1139  CT1139K2  CT1139WP2  CT1139WP6  AP9001  VD1076  MS18  MS46	MTR-CODE: CAYB, CAYC, CLNA, ALT, (AC) MTR-CODE: CAYB, CAYC, CLNA, ALT, (AC) MTR-CODE: CAYB, CAYC, CLNA, ALT, (-AC) MTR-CODE: CAYB, CAYC, CLNA, ALT, (-AC) MTR-CODE: CAYB, CAYC, CLNA, CA MTR-CODE: CAYB, CAYC, CLNA, CA MTR-CODE: CAYB, CAYC, CLNA, ⇨MODEL '11, CA, WP MTR-CODE: CAYB, CAYC, CLNA, MODEL '12⇨, CA, WP	
1.9 TDI	03/08-06/10	BLS	77	1896	 6PK1180  6PK820  CT1028  CT1028K3  CT1028WP3  AP9001  AP9022  VD1076	ALT, (AC) ALT, (-AC) CA CA CA	




































































					ContiTech	
---	---	---	---	---	-----------	---

































































SEAT									
IBIZA V (6J1, 6J5, 6J8, 6P1, 6P5, 6P8)									
	2.0 TDI	01/10-	CFHD	105	1968	 MS18 FOR ART-NO: VD1076			
					 6PK1070 ALT, (AC)				
					 6PK1070K1 ALT, (AC)				
					 6PK842 ELAST ALT, (-AC)				
					 6PK842 ELAST T1 ALT, (-AC)				
					 CT1139 CA				
					 CT1139K2 CA				
					 CT1139WP2 ⇨MODEL '11, CA, WP				
					 CT1139WP6 MODEL '12⇨, CA, WP				
					 AP9001				
				 AP9012					
				 MS46					
INCA (6K9)									
1.4 i	11/95-06/03	AEX, AKV, APQ, AUD	44	1390	 6PK1070 ALT, PS				
					 6PK1070K2 ALT, (PS), (-AC)				
					 6PK1185 ALT, PS, AC				
					 6PK751 ALT				
					 CT846 CA				
					 CT846K1 CA, MTR-CODE: AEX, AKV, APQ				
					 CT846K2 CA, MTR-CODE: AUD				
					 CT846WP2 CA, MTR-CODE: AUD				
1.9 D	11/95-06/03	1Y	47	1896	 CT846WP3 CA, MTR-CODE: AEX, AKV, APQ				
					 11,5X730Ld PS, (-AC)				
					 11,5X790Ld PS, WP, (AC)				
					 6PK1045 ALT, (-AC), (TENS DAMPER)				
					 6PK1045K1 ALT, (-AC), (TENS DAMPER)				
					 6PK1145 ALT, (AC)				
					 6PK1145K1 ALT, (AC)				
					 6PK923 ALT, (-AC), (TENS DAMPER)				
					 CT867 CA				
					 CT867K1 CA, ⇨MTR-NO 705 902				
					 CT867K2 CA, MTR-NO 705 903⇨				
					 AP9004				
1.9 SDI	11/95-06/03	AEY, AYQ	47	1896	 VD1084				
					 MS13 FOR ART-NO: VD1084				
					 11,5X730Ld PS, (-AC), MTR-CODE: AEY				
					 11,5X790Ld PS, WP, (AC), MTR-CODE: AEY				
					 6PK1045 ALT, (-AC), (TENS DAMPER), MTR-CODE: AEY				
					 6PK1045K1 ALT, (-AC), (TENS DAMPER), MTR-CODE: AEY				
					 6PK1145 ALT, (AC), MTR-CODE: AEY				
					 6PK1145K1 ALT, (AC), MTR-CODE: AEY				
					 6PK1660 ALT, PS, (AC), MTR-CODE: AYQ				
					 6PK1660K1 ALT, PS, (AC), MTR-CODE: AYQ				
					 6PK906 ALT, PS, (-AC), MTR-CODE: AYQ				
					 6PK906K1 ALT, PS, (-AC), MTR-CODE: AYQ				
					 6PK923 ALT, (-AC), (TENS DAMPER), MTR-CODE: AEY				
					 CT1044 CA, MTR-CODE: AYQ, MTR-NO 005 518⇨				
					 CT1044K1 CA, MTR-CODE: AYQ				
					 CT1044WP1 CA, MTR-CODE: AYQ				
					 CT945 CA, MTR-CODE: AEY				
					 CT945K1 CA, MTR-CODE: AEY				
					 CT946 CA, MTR-CODE: AYQ, ⇨MTR-NO 005 517				
					 AP9004				
					 VD1076 MTR-CODE: AYQ, MTR-NO 074 038⇨				
					 VD1084 MTR-CODE: AEY				
					 VD1089 MTR-CODE: AYQ, ⇨MTR-NO 074 037				
					 MS13 FOR ART-NO: VD1084				
					MS17 FOR ART-NO: VD1076				
					MS37 FOR ART-NO: VD1089				
LEON (1M1)									
1.4 16V	11/99-06/06	APE, AHW, AXP,	55	1390	 6PK1080 ALT, (-AC)				
									



































































					ContiTech	
SEAT						
LEON (1M1)						
		AUA, BCA			 6PK1080K1  6PK1548  6PK1548K1  CT957(SET)  CT957K1  CT957K1  CT957K2  CT957K3  CT957WP1  CT957WP1  CT957WP4	ALT, (AC) ALT, (AC) ALT, (AC) CA CA, MTR-CODE: APE, AXP, BCA CA, MTR-CODE: AHW, MTR-NO 160 001⇨ CA, MTR-CODE: AHW, ⇨MTR-NO 160 000 CA CA, MTR-CODE: AHW, MTR-NO 160 001⇨ CA, MTR-CODE: APE, AXP, BCA CA, ⇨MTR-NO 160 000, MTR-CODE: AHW
1.6	11/99-06/06	AEH, AKL, APF	74	1595	 6DPK1195  6DPK1195K1  6PK1120  CT908  CT908K1  CT908WP1  AP9001	ALT, (AC) ALT, (AC) ALT, (-AC) CA CA CA CA
1.6 16 V	09/00-06/06	ATN, AUS, AZD, BCB	77	1598	 6PK1080  6PK1080K1  6PK1548  6PK1548K1  CT957(SET)  CT957K1  CT957WP2	ALT, PS ALT, PS ALT, PS, AC ALT, PS, AC CA CA, CH-NO F1M-YB000001⇨ CA
1.8 20V	11/99-06/06	AGN, APG	92	1781	 6DPK1195  6DPK1195K1  6PK1120  CT909  CT909K2  CT909K3  CT909K6  CT909K7  CT909WP1  CT909WP4  AP9001  VD1107	ALT, (AC) ALT, (AC) ALT, (-AC) CA CA, CH-NO 1M-YB088 001⇨, CH-NO 1M-YR016 501⇨ CA, CH-NO 1M-YB088 001⇨, CH-NO 1M-YR016 501⇨ CA, ⇨CH-NO 1M-YB088 000, 1M-YR016 500 CA, ⇨CH-NO 1M-YB088 000, 1M-YR016 500 CA, CH-NO 1M-YB088 001⇨, CH-NO 1M-YR016 501⇨ CA, ⇨CH-NO 1M-YB088 000, 1M-YR016 500
1.8 20V T	11/99-06/06	APP, AUQ	132	1781	 6DPK1195  6DPK1195K1  6PK1120  CT909  CT909K2  CT909K3  CT909K6  CT909K7  CT909WP1  CT909WP4  AP9001  VD1107	ALT, PS, AC ALT, PS, AC ALT, PS CA CA, CH-NO 1M-YB088 001⇨, CH-NO 1M-YR016 501⇨ CA, CH-NO 1M-YB088 001⇨, CH-NO 1M-YR016 501⇨ CA, ⇨CH-NO 1M-YB088 000, 1M-YR016 500 CA, ⇨CH-NO 1M-YB088 000, 1M-YR016 500 CA, CH-NO 1M-YB088 001⇨, CH-NO 1M-YR016 501⇨ CA, ⇨CH-NO 1M-YB088 000, 1M-YR016 500
1.9 SDI	11/99-06/06	AQM	50	1896	 6PK1660  6PK1660D1  6PK1660K2  6PK906  6PK906K3  CT1044	ALT, PS, (AC) ALT, PS, (AC), CH-NO 1M-3R099 131⇨ ALT, PS, (AC) ALT, PS, (-AC) ALT, PS, (-AC) CA, WP, MTR-NO 045001⇨































































					ContiTech	
---	---	---	---	---	-----------	---





































































SEAT						
LEON (1M1)						
	1.9 TDI	11/99-06/06	ALH, AGR	66	1896	 CT1044K1 CA, WP  CT1044WP1 CA, WP  CT946 CA, WP, ⇨ MTR-NO 045000  AP9001  VD1076 CH-NO 1M-3R099 131 ⇨  VD1089 ⇨ CH-NO 1M-3R099 130  MS17 FOR ART-NO: VD1089  MS37 FOR ART-NO: VD1076
						 6PK1660 ALT, PS, (AC)  6PK1660D1 ALT, PS, (AC), CH-NO 1M-3R099 131 ⇨  6PK1660K1 ALT, PS, (AC)  6PK906 ALT, PS, (-AC)  6PK906K1 ALT, PS, (-AC)  CT1044 CA, WP, MTR-CODE: ALH, MTR-NO 500001 ⇨  CT1044 CA, WP, MTR-CODE: AGR, MTR-NO 565001 ⇨  CT1044K1 CA, WP, MTR-CODE: ALH, AGR  CT1044WP1 CA, WP, MTR-CODE: AGR, ALH  CT946 CA, WP, MTR-CODE: AGR, ⇨ MTR-NO 565000  CT946 CA, WP, MTR-CODE: ALH, ⇨ MTR-NO 500000  AP9001  VD1076 CH-NO 1M-3R099 131 ⇨  VD1089 ⇨ CH-NO 1M-3R099 130  MS17 FOR ART-NO: VD1089  MS37 FOR ART-NO: VD1076
						 6PK1660 ALT, PS, (AC)  6PK1660D1 ALT, PS, (AC), CH-NO 1M-3R099 131 ⇨  6PK1660K1 ALT, PS, (AC)  6PK906 ALT, PS, (-AC)  6PK906K1 ALT, PS, (-AC)  CT1044 CA, WP, MTR-CODE: AHF, MTR-NO 595001 ⇨  CT1044 CA, WP, MTR-CODE: ASV  CT1044K1 CA, WP, MTR-CODE: ASV, AHF  CT1044WP1 CA, WP, MTR-CODE: ASV, AHF  CT946 CA, WP, MTR-CODE: AHF, ⇨ MTR-NO 595000  AP9001  VD1076 CH-NO 1M-3R099 131 ⇨  VD1089 ⇨ CH-NO 1M-3R099 130  MS17 FOR ART-NO: VD1089  MS37 FOR ART-NO: VD1076
						 6DPK1195 ALT, (AC)  6DPK1195K2 ALT, (AC)  6PK1120 ALT, (-AC)  CT1028 CA  CT1028K2 CA, MTR-CODE: ARL, ⇨ CH-NO 1M-2R120000  CT1028K3 CA, MTR-CODE: ARL, CH-NO 1M-2R120001 ⇨  CT1028K4 CA, MTR-CODE: ARL, ⇨ CH-NO 1M-2R120000  CT1028WP5 CA, MTR-CODE: ARL, CH-NO 1M-2R120001 ⇨  AP9001  VD1091  MS17 FOR ART-NO: VD1091
						 6DPK1195 ALT, (AC)  6DPK1195D2 ALT, (AC), MTR-NO ASZ 435 001 ⇨  6DPK1195K2 ALT, (AC)  6PK1120 ALT, (-AC)  CT1028 CA, WP  CT1028K3 CA, WP  CT1028WP4 CA, WP  AP9001  VD1076 MTR-CODE: ASZ, MTR-NO 435 001 ⇨  VD1091 MTR-CODE: ASZ, ⇨ MTR-NO 435 000  MS17 FOR ART-NO: VD1089

































































					ContiTech		
SEAT							
LEON (1M1)							
					 MS37	FOR ART-NO: VD1076	
	10/05-06/06	AXR	74	1896	 6DPK1195  6DPK1195D1  6DPK1195K2  6PK1120  CT1028  CT1028K3  CT1028WP4  AP9001  VD1076  MS18	ALT, (AC) ALT, (AC) ALT, (AC) ALT, (AC) CA, MTR-CODE: AXR CA, MTR-CODE: AXR CA FOR ART-NO: VD1076	
1.9 TDI Syncro	05/02-06/06	ARL	110	1896	 6DPK1195  6DPK1195K2  6PK1120  CT1028  CT1028K2  CT1028K3  CT1028K4  CT1028WP5  AP9001  VD1091  MS17	ALT, PS, AC ALT, PS, AC ALT, PS CA CA, MTR-CODE: ARL, ⇨CH-NO 1M-2R120000 CA, MTR-CODE: ARL, CH-NO 1M-2R120001⇨ CA, MTR-CODE: ARL, ⇨CH-NO 1M-2R120000 CA, MTR-CODE: ARL, CH-NO 1M-2R120001⇨ FOR ART-NO: VD1091	
LEON (1P1)							
1.2 TSI	02/10-12/12	CBZB	77	1197	 6PK1432  6PK1693  AP9012	MTR-CODE: CBZB, ALT, (-AC) MTR-CODE: CBZB, ALT, (AC)	
1.4 16V	06/06-12/12	BXW, CGGB	63	1390	 6PK1100  6PK1100K1  6PK737  CT957(SET)  CT957K1  CT957K3  CT957WP1  CT957WP3	ALT, (AC) ALT, (AC) ALT, (-AC) CA CA CA, OPT CA CA, OPT	
1.4 TSI	11/07-12/12	CAXC	92	1390	 6PK1733  6PK1733K3  AP9001  AP9012	ALT, (AC) ALT, (AC)	
1.6	07/05-12/12	BSE, BSF, CCSA, CMXA	75	1595	 6PK1045  6PK1045K2  6PK900  CT908  CT908K1  CT908WP1  AP9001	ALT, (AC) ALT, (AC) ALT, (-AC) CA CA CA	
1.6 TDI	02/10-12/12	CAYB, CAYC	66-77	1598	 6PK1070  6PK1070K1  6PK842 ELAST  6PK842 ELAST T1  CT1139  CT1139K2  CT1139WP6  AP9001  MS18	MTR-CODE: CAYB, CAYC, ALT, (AC) MTR-CODE: CAYB, CAYC, ALT, (AC) MTR-CODE: CAYB, CAYC, ALT, (-AC) MTR-CODE: CAYB, CAYC, ALT, (-AC) MTR-CODE: CAYB, CAYC, CA MTR-CODE: CAYB, CAYC, CA MTR-CODE: CAYB, CAYC, CA, WP	
1.8 TSI	06/07-12/12	BZB, CDAA	118	1798	 6PK1120  CT1143  CT1143WP1  AP9001  AP9009	ALT WP WP	
1.9 TDI	06/07-12/10	BKC, BLS, BXE,	66-77	1896	 6PK1050	ALT, (AC)	
							
































































					ContiTech	
SEAT						
LEON (1P1) 						
					 6PK1050D2  6PK1050K1  6PK948  CT1028  CT1028K3  CT1028WP3  AP9001  VD1076  MS18	ALT, (AC) ALT, (AC) ALT, (AC) CA CA CA CA FOR ART-NO: VD1076
2.0 FSI	07/05-05/10	BLR, BLY, BVY, BVZ	110	1984	 6PK1045  6PK1045K2  6PK900  CT1088  CT1088K3  CT1088WP4  AP9001  VD1107	ALT, (AC) ALT, (AC) ALT, (AC) CA CA CA
2.0 TDI	05/06-12/12	BMN, CEGA, CFJA	125	1968	 6PK1050  6PK1050D2  6PK1050K2  6PK1070  6PK1070K1  6PK842 ELAST  6PK842 ELAST T1  6PK948  CT1051  CT1051K2  CT1051WP2  CT1134  CT1134K1  CT1134WP1  CT1139  CT1139K2  CT1139WP6  AP9001  VD1076  MS18  MS46	MTR-CODE: BMN, ALT, (AC) MTR-CODE: BMN, ALT, (AC) MTR-CODE: BMN, ALT, (AC) MTR-CODE: CEGA, CFJA, ALT, (AC) MTR-CODE: CEGA, CFJA, ALT, (AC) MTR-CODE: CEGA, CFJA, ALT, (AC) MTR-CODE: CEGA, CFJA, ALT, (AC) MTR-CODE: BMN, ALT, (AC) MTR-CODE: BMN, CA, WP MTR-CODE: BMN, CA, WP MTR-CODE: BMN, CA, WP MTR-CODE: CEGA, CA, WP MTR-CODE: CEGA, CA, WP MTR-CODE: CEGA, CA, WP MTR-CODE: CEGA, CA, WP MTR-CODE: CFJA, CA MTR-CODE: CFJA, CA MTR-CODE: CFJA, CA, WP MTR-CODE: BMN, CEGA FOR ART-NO: VD1076 FOR ART-NO: VD1111
2.0 TDI 16V	07/05-12/12	BKD, CFHC, CLCB	103	1968	 6PK1050  6PK1050D2  6PK1050K2  6PK1070  6PK1070K1  6PK842 ELAST  6PK842 ELAST T1  6PK948  CT1051  CT1051K1  CT1051K2  CT1051WP1  CT1051WP2  CT1139  CT1139K2  CT1139WP6  AP9001  VD1076  MS18	MTR-CODE: AZV, BKD, ALT, (AC) MTR-CODE: AZV, BKD, ALT, (AC) MTR-CODE: AZV, BKD, ALT, (AC) MTR-CODE: CFHC, CLCB, ALT, (AC) MTR-CODE: CFHC, CLCB, ALT, (AC) MTR-CODE: CFHC, CLCB, ALT, (AC) MTR-CODE: CFHC, CLCB, ALT, (AC) MTR-CODE: AZV, BKD, ALT, (AC) MTR-CODE: AZV, BKD, CA, WP CA, WP, MTR-CODE: AZV, BKD, ⇨CH-NO 1P-7-000 000 CA, WP, MTR-CODE: AZV, BKD, CH-NO 1P-7-000 001⇨ CA, WP, ⇨CH-NO 1P-7-000 000, MTR-CODE: AZV, BKD CA, WP, CH-NO 1P-7-000 001⇨, MTR-CODE: AZV, BKD MTR-CODE: CFHC, CLCB, CA MTR-CODE: CFHC, CLCB, CA MTR-CODE: CFHC, CLCB, CA, WP MTR-CODE: BKD FOR ART-NO: VD1076

					ContiTech	
SEAT						
LEON (1P1)						
2.0 TFSI	05/05-03/09	BWA	147	1984	 MS46  6PK1054  6PK955  CT1088  CT1088K3  CT1088WP3  AP9001	FOR ART-NO: VD1111
	11/06-05/11	BWJ, CDLD	177	1984	 6PK1054  6PK955  CT1088  CT1088K3  AP9001	MTR-CODE: BWA, ALT, (AC) MTR-CODE: BWA, ALT, (-AC) MTR-CODE: BWA, CA, WP MTR-CODE: BWA, CA, WP MTR-CODE: BWA, CA, WP MTR-CODE: BWJ, CDLD, ALT, (AC) MTR-CODE: BWJ, CDLD, ALT, (-AC) MTR-CODE: BWJ, CDLD, CA, WP CA
LEON (5F1, 5F5, 5F8,)						
1.2 TSI	04/14-	CYVB	81	1197	 6PK1005  6PK745  CT1167  CT1167K1  CT1169	ALT, (AC) ALT, (-AC) CA CA WP
	11/13-	CJZB, CYVA	63	1197	 6PK1005  6PK745  CT1167  CT1167K1	ALT, (AC) ALT, (-AC) CA CA
	12/12-	CJZB, CYVA, CJZA	63-77	1197	 6PK1000  6PK1005  6PK737  6PK745  CT1167  CT1167K1	ALT, (AC), ⇨ 11/2013 ALT, (AC), 11/2013⇨ ALT, (-AC), ⇨ 11/2013 ALT, (-AC), 11/2013⇨ CA CA
1.4 TGI	09/12-	CPWA, CMBA, CXSA, CHPA, CPTA	81-103	1395	 6PK1000  6PK1005  6PK737  6PK745  CT1167  CT1167K1  CT1169	ALT, (AC), ⇨ 11/2013 ALT, (AC), 11/2013⇨ ALT, (-AC), ⇨ 11/2013 ALT, (-AC), 11/2013⇨ CA CA WP
1.4 TSI	05/14-	CZCA, CZEZ	92-110	1395	 6PK1005  6PK745  CT1167  CT1167K1  CT1169	ALT, (AC) ALT, (-AC) CA CA WP
1.6 TDI	10/13-	CLHA, CLHB	66-77	1598	 6PK1026  6PK799 ELAST  6PK799 ELAST T1  CT1168  CT1168K1  AP9022  VD1076  MS46	ALT, (AC) ALT, (-AC) ALT, (-AC) CA CA FOR ART-NO: VD1076
	11/12-	CLHA, CLHB, CRKB, CXXB, DBKA	66-81	1598	 6PK1026  6PK799 ELAST  6PK799 ELAST T1  CT1168  CT1168K1  VD1076  MS46	ALT, (AC) ALT, (-AC) ALT, (-AC) CA CA FOR ART-NO: VD1076
1.8 TSI	02/13-	CJSA, CJSB	132	1798	 6PK1130	ALT
2.0 TDI	02/13-	CRVA, CRVC, CKFC, CRMB, CRLB, CRBC, CUPA, CUNA	81-135	1968	 6PK1026  6PK799 ELAST  6PK799 ELAST T1  CT1168  CT1168K1	ALT, (AC) ALT, (-AC) ALT, (-AC) CA CA






					ContiTech	
SEAT						
LEON (5F1, 5F5, 5F8,)						
					 AP9022  VD1076  MS46	FOR ART-NO: VD1076
	10/12-	CKFC, CRMB, CRVC, CRVA, CUPA, CUNA	81-135	1968	 6PK1026  6PK799 ELAST  6PK799 ELAST T1  CT1168  CT1168K1  VD1076  MS46	ALT, (AC) ALT, (-AC) ALT, (-AC) CA CA FOR ART-NO: VD1076
MALAGA (023A)						
1.2	05/85-12/93	021 A 1000	44	1193	 AVX10X750  AVX13X975  CT557  CT557K1	ALT AC CA CA
MARBELLA (28, 028A)						
0.8	08/86-12/93	08 NCA	25	843	 AVX10X813	ALT
0.9 CAT	11/96-10/98	08 NCB	30	899	 AVX10X800	ALT
0.9, 0.9 CAT	01/87-10/98	08 NCB, 09 NCA, 09 NCB, 100 GL 7000	29-32	899- 903	 AVX10X813	ALT
Mii (KF1,)						
1.0, 1.0 EcoFuel	10/11-	CHYA, CHYB, CPGA	44-55	999	 6PK1000  6PK701 ELAST  6PK701 ELAST T1  6PK737  6PK989 ELAST  CT1167  CT1167K1  AP9012	ALT, (AC), (START-STOP) ALT, (-AC), (-START-STOP) ALT, (-AC), (-START-STOP) ALT, (-AC), (START-STOP) ALT, (AC) CA CA
TERRA Box (024A)						
0.9	01/87-12/95	09 NCA	29	903	 AVX10X800	ALT
TOLEDO I (1L)						
1.6 i	05/91-03/99	1F	52-55	1595	 11,5X685Ld  11,5X755Ld  AVX10X630  AVX10X730  AVX10X865  AVX10X950  AVX13X950  2PJ800  6PK1153  6PK1153K1  6PK894  CT637  CT637K1	PS, (-AC), CH-NO 1L-ZD304851⇄ WP, PS, (AC), CH-NO 1L-ZD304851⇄ ALT, (AC), ⇄CH-NO 1L-ZD304850 PS, ⇄CH-NO 1L-ZD304850 ALT, (PS), ⇄CH-NO 1L-ZD304850 ALT, ⇄CH-NO 1L-ZD304850 AC, ⇄CH-NO 1L-ZD304850 2.FAN ALT, AC, CH-NO 1L-ZD304851⇄ ALT, AC, CH-NO 1L-ZD304851⇄ ALT, WP, (-AC), CH-NO 1L-ZD304851⇄ CA CA
	11/96-03/99	AFT	74	1595	 11,5X685Ld  11,5X755Ld  2PJ860  6PK1153  6PK894  CT848  CT848K4	PS, (-AC) WP, PS, (AC) 2.FAN ALT, AC ALT, PS, WP, (-AC) CA CA
1.8 i	05/91-12/96	RP	65	1781	 AVX10X630  AVX10X730  AVX10X865  AVX10X950  AVX13X950  CT637  CT637K1	ALT, (AC) PS ALT, (PS) ALT AC CA CA
	11/93-12/96	ABS, ADZ, ACC	66	1781	 11,5X685Ld  11,5X755Ld	PS PS, (AC)


















































					ContiTech	
SEAT						
TOLEDO I (1L)						
					 2PJ800	2.FAN
					 6PK1153	ALT, AC
					 6PK894	ALT
					 CT637	CA
					 CT637K1	CA
1.9 D	05/91-03/99	1Y	50	1896	 11,5X730Ld	PS, (-AC), CH-NO 1L-ZD304 851⇄
					 11,5X790Ld	PS, (AC)
					 11,9X650Ld	PS, (-AC), ⇄CH-NO 1L-ZD304 850
					 11,9X950Ld	ALT, (-AC), ⇄10/1993
					 AVX10X700	ALT, (AC), ⇄CH-NO 1L-ZD 304 850
					 AVX13X950	AC, ⇄CH-NO 1L-ZD304 850
					 AVX13X950	ALT, (-AC), ⇄CH-NO 1L-ZD304 850
					 2PJ800	2.FAN
					 6PK1045	ALT, (-AC), FOR ALT: 120A
					 6PK1145	ALT, (AC), CH-NO 1L-ZD304 851⇄
					 6PK1145K1	ALT, (AC), CH-NO 1L-ZD304 851⇄
					 6PK923	ALT, (-AC)
					 CT867	CA
					 CT867K1	CA, ⇄MTR-NO 705 902
					 CT867K2	CA, MTR-NO 705 903⇄
					 VD1084	
					 MS13	FOR ART-NO: VD1084
1.9 TD	05/91-03/99	AAZ	55	1896	 11,5X730Ld	PS, (-AC), CH-NO 1L-ZD304 851⇄
					 11,5X790Ld	PS, (AC)
					 11,9X650Ld	PS, (-AC), ⇄CH-NO 1L-ZD304 850
					 11,9X950Ld	ALT, (-AC), ⇄10/1993
					 AVX10X700	ALT, (AC), ⇄CH-NO 1L-ZD 304 850
					 AVX13X950	ALT, (-AC), ⇄CH-NO 1L-ZD304 850
					 AVX13X950	AC, ⇄CH-NO 1L-ZD304 850
					 2PJ860	2.FAN
					 6PK1045	ALT, (-AC), FOR ALT: 120A
					 6PK1145	ALT, (AC), CH-NO 1L-ZD304 851⇄
					 6PK1145K1	ALT, (AC), CH-NO 1L-ZD304 851⇄
					 6PK923	ALT, (-AC)
					 CT867	CA
					 CT867K1	CA, ⇄MTR-NO 705 902
					 CT867K2	CA, MTR-NO 705 903⇄
					 VD1084	
					 MS13	FOR ART-NO: VD1084
1.9 TDI	08/95-03/99	1Z, AHU	66	1896	 11,5X730Ld	PS, (-AC)
					 11,5X790Ld	PS, WP, (AC)
					 2PJ800	2.FAN, OE-NO 1H0 119 137
					 2PJ860	2.FAN, OE-NO 1H0 119 137 A
					 6PK1045	ALT, (-AC), FOR ALT: 120A
					 6PK1145	ALT, (AC)
					 6PK1145K1	ALT, (AC)
					 6PK923	ALT, (-AC)
					 CT867	CA
					 CT867K3	CA, MTR-CODE: AHU, ⇄MTR-NO 136 385
					 CT867K3	CA, MTR-CODE: 1Z, ⇄MTR-NO 289 576
					 CT867K4	CA, MTR-CODE: AHU, MTR-NO 136 386⇄
					 CT867K4	CA, MTR-CODE: 1Z, MTR-NO 289 577⇄
					 AP9004	
					 VD1084	
					 MS13	FOR ART-NO: VD1084
2.0 i	05/91-03/99	2E, AGG	85	1984	 AVX10X625	ALT, (AC)
					 AVX10X730	PS
					 AVX10X865	ALT, (PS)
					 AVX10X950	ALT
					 AVX13X950	AC
						

					ContiTech							
SEAT												
TOLEDO I (1L)												
						2PJ800	2.FAN					
						2PJ860	2.FAN					
						CT630	CA					
						CT630K1	CA					
TOLEDO II (1M2)												
1.6	10/98-07/04	AEH, AKL, APF	74	1595		6DPK1195	ALT, (AC)					
						6DPK1195K1	ALT, (AC)					
						6PK1120	ALT, (-AC)					
						CT908	CA					
						CT908K1	CA					
						CT908WP1	CA					
1.6 16V	06/00-05/06	AUS, AZD, BCB	77	1598		6PK1080	ALT, PS					
						6PK1080K1	ALT, PS					
						6PK1548	ALT, PS, AC					
						6PK1548K1	ALT, PS, AC					
						CT957(SET)	CA					
						CT957K1	CA, CH-NO F1M-YB000001⇄					
						CT957WP2	CA					
					1.8 20V	10/98-07/04	AGN, APG	92	1781		6DPK1195	ALT, (AC)
	6DPK1195K1	ALT, (AC)										
	6PK1120	ALT, (-AC)										
	CT909	CA										
	CT909K2	CA, CH-NO 1M-YB088 001⇄, CH-NO 1M-YR016 501⇄										
	CT909K3	CA, CH-NO 1M-YB088 001⇄, CH-NO 1M-YR016 501⇄										
	CT909K6	CA, ⇄CH-NO 1M-YB088 000, 1M-YR016 500										
	CT909K7	CA, ⇄CH-NO 1M-YB088 000, 1M-YR016 500										
	CT909WP1	CA, CH-NO 1M-YB088 001⇄, CH-NO 1M-YR016 501⇄										
	CT909WP4	CA, ⇄CH-NO 1M-YB088 000, 1M-YR016 500										
	AP9001											
	VD1107											
1.9 TDI	03/99-07/04	ALH, AGR	66	1896							6PK1660	ALT, PS, (AC)
											6PK1660D1	ALT, PS, (AC), CH-NO 1M-3R099 131⇄
						6PK1660K1	ALT, PS, (AC)					
						6PK906	ALT, PS, (-AC)					
						6PK906K1	ALT, PS, (-AC)					
						CT1044	CA, WP, MTR-CODE: ALH, MTR-NO 500001⇄					
						CT1044	CA, WP, MTR-CODE: AGR, MTR-NO 565001⇄					
						CT1044K1	CA, WP, MTR-CODE: AGR, ALH					
						CT1044WP1	CA, WP, MTR-CODE: AGR, ALH					
						CT946	CA, WP, MTR-CODE: AGR, ⇄MTR-NO 565000					
						CT946	CA, WP, MTR-CODE: ALH, ⇄MTR-NO 500000					
						AP9001						
						VD1076	CH-NO 1M-3R099 131⇄					
						VD1089	⇄CH-NO 1M-3R099 130					
						MS17	FOR ART-NO: VD1089					
						MS37	FOR ART-NO: VD1076					
					1.9 TDI	10/98-07/04	AHF, ASV	81	1896		6PK1660	ALT, PS, (AC)
											6PK1660D1	ALT, PS, (AC), CH-NO 1M-3R099 131⇄
	6PK1660K1	ALT, PS, (AC)										
	6PK906	ALT, PS, (-AC)										
	6PK906K1	ALT, PS, (-AC)										
	CT1044	CA, WP, MTR-CODE: AHF, MTR-NO 595001⇄										
	CT1044	CA, WP, MTR-CODE: ASV										
	CT1044K1	CA, WP, MTR-CODE: ASV, AHF										
	CT1044WP1	CA, WP, MTR-CODE: ASV, AHF										
	CT946	CA, WP, MTR-CODE: AHF, ⇄MTR-NO 595000										
	AP9001											
	VD1076	CH-NO 1M-3R099 131⇄										


































































					ContiTech	
SEAT						
TOLEDO II (1M2)						
					 VD1089  MS17  MS37	⇒ CH-NO 1M-3R099 130 FOR ART-NO: VD1089 FOR ART-NO: VD1076
TOLEDO III (5P2)						
1.6	10/04-05/09	BGU, BSE, BSF, CCSA	75	1595	 6PK1045  6PK1045K2  6PK900  CT908  CT908K1  CT908WP1  AP9001	ALT, (AC) ALT, (AC) ALT, (-AC) CA CA CA
1.9 TDI	10/04-05/09	BKC, BJB, BLS, BXE	77	1896	 6PK1050  6PK1050D2  6PK1050K1  6PK948  CT1028  CT1028K3  CT1028WP3  AP9001  VD1076  MS18	ALT, (AC) ALT, (AC) ALT, (AC) ALT, (-AC) CA, WP CA, WP CA, WP, MTR-CODE: BXE FOR ART-NO: VD1076
2.0 TDI 16V	04/04-05/09	BKD	103	1968	 6PK1050  6PK1050D2  6PK1050K2  6PK948  CT1051  CT1051K1  CT1051K2  CT1051WP1  CT1051WP2  AP9001  VD1076  MS18	MTR-CODE: AZV, BKD, ALT, (AC) MTR-CODE: AZV, BKD, ALT, (AC) MTR-CODE: AZV, BKD, ALT, (AC) MTR-CODE: AZV, BKD, ALT, (-AC) MTR-CODE: AZV, BKD, CA, WP CA, WP, MTR-CODE: AZV, BKD, ⇒ CH-NO 5P-7-032 500 CA, WP, MTR-CODE: AZV, BKD, CH-NO 5P-7-032 501 ⇒ CA, WP, MTR-CODE: AZV, BKD, ⇒ CH-NO 5P-7-032 500 CA, WP, MTR-CODE: AZV, BKD, CH-NO 5P-7-032 501 ⇒ FOR ART-NO: VD1076
TOLEDO IV (KG3)						
1.2	07/12-	CGPC	55	1198	 6PK1453  6PK1453K2  6PK1873  6PK1873K1	ALT, (-AC) ALT, (-AC) ALT, (AC) ALT, (AC)
1.2 TSI	07/12-	CBZA, CBZB	63-77	1197	 6PK1432  6PK1693  AP9012	ALT, (AC) ALT, (AC)
1.4 TSI	07/12-	CAXA	90	1390	 6PK1090  6PK1733  AP9012	ALT, (-AC) ALT, (AC)
1.6 TDI	06/13-	CAYB	66	1598	 6PK1070  6PK1070K1  6PK842 ELAST  6PK842 ELAST T1  CT1139  CT1139K2  CT1139WP6  MS46	MTR-CODE: CAYB, CAYC, ALT, (AC) MTR-CODE: CAYB, CAYC, ALT, (AC) MTR-CODE: CAYB, CAYC, ALT, (-AC) MTR-CODE: CAYB, CAYC, ALT, (-AC) MTR-CODE: CAYB, CAYC, CA MTR-CODE: CAYB, CAYC, CA MTR-CODE: CAYB, CAYC, CA, WP
	07/12-	CAYC, CLNA	77	1598	 6PK1070  6PK1070K1  6PK842 ELAST  6PK842 ELAST T1  CT1139	ALT, (AC) ALT, (AC) ALT, (-AC) ALT, (-AC) CA
						



















































					ContiTech	
---	---	---	---	---	-----------	---


































































SEAT						
TOLEDO IV (KG3)						
					 CT1139K2	CA
					 CT1139WP6	CA, WP
					 AP9001	
					 MS46	

SKODA						
105,120 (742, 744)						
1.0 105 S.L, 1.0 105 S.L, GL, 1.0 105 S.L, LS	08/76-12/90	742,10	32-34	1038-1046	 AVX10X1000	ALT
					 AVX10X1050	FAN
1.2 120 L, 1.2 120 LS, 1.2 120 GLS	08/76-12/90	742,12 X	38-43	1174	 AVX10X1000	ALT
					 AVX10X1050	FAN
130						
L, GL	02/85-10/91	742,13	45	1280	 AVX10X1000	ALT
CITIGO						
1.0, 1.0 CNG	10/11-	CHYA, CHYB, CPGA	44-55	999	 6PK1000	ALT, (AC), (START-STOP)
					 6PK701 ELAST	ALT, (AC), (-START-STOP)
					 6PK701 ELAST T1	ALT, (AC), (-START-STOP)
					 6PK737	ALT, (AC), (START-STOP)
					 6PK989 ELAST	ALT, (AC)
					 CT1167	CA
					 CT1167K1	CA
					 AP9012	
FABIA						
1.2	07/01-12/07	AWY, BMD	40	1198	 6PK1453	ALT, (AC)
					 6PK1453K2	ALT, (AC)
					 6PK1873	ALT, (AC), CH-NO 6Y-4-893 312⇄
					 6PK1873K1	ALT, (AC), CH-NO 6Y-4-893 312⇄
					 6PK1880	ALT, (AC), ⇄CH-NO 6Y-3-893311
					 AP9006	
	12/06-12/14	BBM, CHFA, BZG, CEVA, CGPA, CHTA	44-51	1198	 6PK1453	ALT, (AC)
					 6PK1453K2	ALT, (AC)
					 6PK1873	ALT, (AC), CH-NO 5J-7-000 001⇄, MTR-CODE: BBM, BZG
					 6PK1873K1	ALT, (AC), CH-NO 5J-7-000 001⇄, MTR-CODE: BBM, BZG
	10/07-12/14	BZG, CEVA, CGPA, CHTA, BBM, CHFA	44-51	1198	 6PK1453	ALT, (AC)
					 6PK1453K2	ALT, (AC)
					 6PK1873	ALT, (AC)
					 6PK1873K1	ALT, (AC)
1.2 12V	11/11-12/14	CGPB	44	1198	 6PK1460	ALT, (AC)
					 6PK1873	ALT, (AC)
					 6PK1873K1	ALT, (AC)
1.2 TDI	05/10-12/14	CFWA	55	1199	 6PK1070	ALT, (AC)
					 6PK1070K1	ALT, (AC)
					 6PK842 ELAST	ALT, (AC)
					 6PK842 ELAST T1	ALT, (AC)
					 CT1139	CA
					 CT1139K2	CA
					 CT1139WP6	MTR-CODE: CFWA, CA, WP
					 AP9001	
					 MS46	
1.2 TSI	03/10-12/14	CBZA, CBZB	63-77	1197	 6PK1432	ALT, (AC)
					 6PK1693	ALT, (AC)
					 AP9012	
1.4	07/01-05/03	ATZ, AME, AQW	50	1397	 5PK1219	ALT, (AC)
					 6PK1750	ALT, (AC)
	10/07-12/14	BXW, CGGB	63	1390	 6PK1080	ALT, (AC)
					 6PK1080K1	ALT, (AC)
					 6PK737	ALT, (AC)
					 CT957(SET)	CA
					 CT957K3	CA



<div>      <div>ContiTech</div>  </div>						
SKODA						
FABIA						
1.4 TDI	02/07-03/10	BNM	51	1422	 CT957WP3  6PK820  6PK995  6PK995K1  CT1028  CT1028K3  CT1028WP3  AP9001  AP9022	CA
	10/07-03/10	BNV, BMS	59	1422	 6PK1180  6PK1180K2  6PK820  6PK995  CT1028  CT1028K3  CT1028WP3  AP9001  AP9022  MS37	ALT, (AC), MTR-CODE: BMS ALT, (AC), MTR-CODE: BMS ALT, (AC), MTR-CODE: BNV, BMS ALT, (AC), MTR-CODE: BNV CA, WP CA, WP CA, WP
1.4 TSI RS	05/10-12/14	CAVE, CTHE	132	1390	 5PK491  6PK1600  6PK1698  AP9012	AIRC ALT, (AC) ALT, (AC)
1.6	04/07-12/14	BTS, CFNA	77	1598	 6PK1090  6PK1733  6PK1733K3	ALT, (AC) ALT, (AC) ALT, (AC)
1.6 TDI	03/10-12/14	CAYA, CAYB, CAYC	55-77	1598	 6PK1070  6PK1070K1  6PK842 ELAST  6PK842 ELAST T1  CT1139  CT1139K2  CT1139WP6  AP9001  MS46	MTR-CODE: CAYA, CAYB, CAYC, ALT, (AC) MTR-CODE: CAYA, CAYB, CAYC, ALT, (AC) MTR-CODE: CAYA, CAYB, CAYC, ALT, (AC) MTR-CODE: CAYA, CAYB, CAYC, ALT, (AC) MTR-CODE: CAYA, CAYB, CAYC, CA MTR-CODE: CAYA, CAYB, CAYC, CA MTR-CODE: CAYA, CAYB, CAYC, CA, WP
1.9 TDI	04/07-03/10	BLS, BSW	77	1896	 6PK1180  6PK1180D1  6PK1180K2  6PK780  CT1028  CT1028K3  AP9001  VD1076  MS37	ALT, (AC), MTR-CODE: BLS ALT, (AC) ALT, (AC), MTR-CODE: BLS ALT, (AC), MTR-CODE: AXR, BSW CA, WP CA, WP FOR ART-NO: VD1076
FABIA (6Y2, 6Y3, 6Y5)						
1.2	07/01-03/08	AWY, BMD	40	1198	 6PK1453  6PK1453K2  6PK1873  6PK1873K1  6PK1880  AP9006	ALT, (AC) ALT, (AC) ALT, (AC), CH-NO 6Y-4-893 312⇨ ALT, (AC), CH-NO 6Y-4-893 312⇨ ALT, (AC), ⇨CH-NO 6Y-3-893311
	01/03-03/08	AZQ, BME	47	1198	 6PK1453  6PK1453K2  6PK1873  6PK1873K1  6PK1880  AP9006	ALT, (AC) ALT, (AC) ALT, (AC), CH-NO 6Y-3-805553⇨ ALT, (AC), CH-NO 6Y-3-805553⇨ ALT, (AC), ⇨CH-NO 6Y-3-805552
1.4	08/99-05/03	ATZ, AME, AQW, AZE, AZF	44-50	1397	 5PK1219  6PK1750	ALT, (AC) ALT, (AC)
1.4 16V	12/99-03/08	AUA, BBY, BKY	55	1390	 6PK1080	ALT, (AC), MTR-CODE: AUA, (MANL), CH-NO 6Y-2-389

SKODA						
FABIA (6Y2, 6Y3, 6Y5)						
					 6PK1080  6PK1080  6PK1080K1  6PK1080K1	396⇒ MTR-CODE: AUA, ALT, (AC), (AUTOM) MTR-CODE: BBY, BKY, ALT, (AC) MTR-CODE: BBY, BKY, ALT, (AC) ALT, (AC), MTR-CODE: AUA, (MANL), CH-NO 6Y-2-389
					 6PK1080K1  6PK1084	396⇒ MTR-CODE: AUA, ALT, (AC), (AUTOM) ALT, (AC), MTR-CODE: AUA, (MANL), ⇒CH-NO 6Y-2-389 395
					 6PK737  6PK737  6PK745  CT957(SET)  CT957K1  CT957K3	ALT, (-AC), MTR-CODE: AUA, CH-NO 6Y-2-389 396⇒ MTR-CODE: BBY, BKY, ALT, (-AC) ALT, (-AC), MTR-CODE: AUA, ⇒CH-NO 6Y-2-389 395 CA CA, ⇒CH-NO 6Y-5B050 001, 6Y-54421 759 CA, CH-NO 6Y-5B050 002⇒, CH-NO 6Y-54421 760⇒
					 CT957WP1  CT957WP3	CA, ⇒CH-NO 6Y-5B050 001, 6Y-54421 759 CA, CH-NO 6Y-5B050 002⇒, CH-NO 6Y-54421 760⇒
	12/99-12/07	AUB, BBZ	74	1390	 6PK1080  6PK1080  6PK1080K1  6PK1080K1  6PK1084  6PK737  6PK737  6PK745  CT957(SET)  CT957K1  CT957K3	MTR-CODE: BBZ, ALT, (AC) ALT, (AC), MTR-CODE: AUB, CH-NO 6Y-2-389 396⇒ MTR-CODE: BBZ, ALT, (AC) ALT, (AC), MTR-CODE: AUB, CH-NO 6Y-2-389 396⇒ ALT, (AC), MTR-CODE: AUB, ⇒CH-NO 6Y-2-389 395 MTR-CODE: BBZ, ALT, (-AC) ALT, (-AC), MTR-CODE: AUB, CH-NO 6Y-2-389 396⇒ ALT, (-AC), MTR-CODE: AUB, ⇒CH-NO 6Y-2-389 395 CA CA, ⇒CH-NO 6Y-5B050 001, 6Y-54421 759 CA, CH-NO 6Y-5B050 002⇒, CH-NO 6Y-54421 760⇒
					 CT957WP1  CT957WP3	CA, ⇒CH-NO 6Y-5B050 001, 6Y-54421 759 CA, CH-NO 6Y-5B050 002⇒, CH-NO 6Y-54421 760⇒
	04/06-12/07	BUD	59	1390	 6PK1080  6PK1080K1  6PK737  CT957(SET)  CT957K1	ALT, (AC) ALT, (AC) ALT, (-AC) CA, MTR-CODE: BUD CA, MTR-CODE: BUD, ⇒CH-NO 6Y-5B050 001, 6Y-54421 759
					 CT957K3  CT957WP1  CT957WP3	CA, MTR-CODE: BUD, CH-NO 6Y-5B050 002⇒, CH-NO 6Y-54421 760⇒ CA, MTR-CODE: BUD, ⇒CH-NO 6Y-5B050 001, 6Y-54421 759 MTR-CODE: BUD, CA, CH-NO 6Y-5B050 002⇒, CH-NO 6Y-54421 760⇒
1.4 TDI	04/03-03/08	AMF	55	1422	 6PK858  6PK995  6PK995K1  CT1028  CT1028K3  CT1028WP3  AP9001	ALT, (-AC) ALT, (AC) ALT, (AC) CA, WP CA, WP CA, WP
	10/05-03/08	BNM	51	1422	 6PK820  6PK858  6PK995  6PK995K1  CT1028  CT1028K3  CT1028WP3  AP9001	ALT, (-AC), CH-NO 6Y-54315 238⇒ ALT, (-AC), ⇒CH-NO 6Y-54315 237 ALT, (AC) ALT, (AC) CA, WP CA, WP CA, WP





























































					ContiTech		
SKODA							
FABIA (6Y2, 6Y3, 6Y5)							
		BNV	59	1422	 AP9022		
					 6PK1180	ALT, (AC), MTR-CODE: BMS	
					 6PK820	ALT, (-AC)	
					 6PK995	ALT, (AC), MTR-CODE: BNV	
					 6PK995K1	ALT, (AC), MTR-CODE: BNV	
					 CT1028	CA, WP	
					 CT1028K3	CA, WP	
					 CT1028WP3	CA, WP	
					 AP9001		
					 AP9022		
1.9 SDI	11/99-03/08	ASY	47	1896	 6PK1095	ALT, (AC)	
					 6PK780	ALT, (-AC)	
					 CT1044	CA, CH-NO 6Y-43893 312⇨, 08/2003⇨	
					 CT1044K2	CA, CH-NO 6Y-43893 312⇨, 08/2003⇨	
					 CT946	CA, ⇨CH-NO 6Y-43893 312, ⇨07/2003	
					 CT946K1	CA, ⇨CH-NO 6Y-43893 312, ⇨07/2003	
					 AP9001		
					 MS37	FOR ART-NO: VD1111	
1.9 TDI	01/00-03/08	ATD, AXR	74	1896	 6PK1180	ALT, (AC)	
					 6PK1180D1	ALT, (AC)	
					 6PK1180K2	ALT, (AC)	
					 6PK780	ALT, (-AC)	
					 CT1028	CA, WP	
					 CT1028K2	CA, WP, MTR-CODE: ATD, ⇨07/2003	
					 CT1028K3	MTR-CODE: AXR, CA, WP	
					 CT1028K3	MTR-CODE: ATD, CA, WP, 08/2003⇨	
					 CT1028K4	MTR-CODE: ATD, CA, WP, ⇨07/2003	
					 CT1028WP3	MTR-CODE: ATD, CA, WP, 08/2003⇨	
					 CT1028WP3	MTR-CODE: AXR, CA, WP	
					 AP9001		
					 VD1076		
					 MS37	FOR ART-NO: VD1076	
1.9 TDI RS	06/03-03/08	ASZ, BLT	96	1896	 6PK1180	ALT, (AC)	
					 6PK1180D1	ALT, (AC)	
					 6PK1180K2	ALT, (AC)	
					 6PK780	ALT, (-AC)	
					 CT1028	CA, WP	
					 CT1028K2	CA, WP, ⇨07/2003	
					 CT1028K3	CA, WP, 08/2003⇨	
					 CT1028K4	CA, WP, ⇨07/2003	
					 CT1028WP3	08/2003⇨, CA, WP	
					 AP9001		
					 VD1076		
					 MS37	FOR ART-NO: VD1076	
2.0	12/99-12/07	AZL	85	1984	 6PK1033	ALT, AC	
					 6PK923	ALT	
					 CT908	CA	
					 CT908K1	CA	
					 CT908WP2	CA	
					 VD1107		
FAVORIT (781)							
1.3	01/94-09/94	136B	50	1289	 AVX10X975	ALT	
FAVORIT (781, 785)							
1.3, 1.3 135, 1.3 135 XLX, GLX, 1.3 136	01/90-06/95	781.135, 781.135E, 136 L	40-45	1289	 AVX10X950	ALT, ⇨08/1992	
					 4PK950	ALT, 09/1992⇨	
FAVORIT (785)							
1.3	01/94-06/95	136B	50	1289	 AVX10X1000	ALT	
FELICIA I (6U1, 6U5, 797)							
1.3, 1.3 LX, 1.3 LXI	10/94-03/98	135B, 136B, 135 L, 135M, 136M, AMG, AMH, AMJ	40-50	1289	 AVX10X950		
					 4PK950	ALT	
					 6PK1680	ALT, PS	
					 6PK1680	ALT, PS, AC	






















































































































ContiTech







































































































































SKODA												
FELICIA I (6U1, 6U5, 797)												
↩ 1.6, 1.6 LX, 1.6 GLX	08/95-04/02	EA111, AEE	55	1598	∞	6PK1070	ALT, (-AC), (PS)					
					∞	6PK1070K2	ALT, (-AC), (PS)					
					∞	6PK1080	ALT, (AC), (-PS)					
					∞	6PK1080K1	ALT, (AC), (-PS)					
					∞	6PK1125	ALT, (AC), (PS)					
					∞	6PK751	ALT, (-AC), (-PS)					
					▬▬▬	CT847	CA, MTR-CODE: AEE, ALM					
					▬▬▬	CT847K1	CA, MTR-CODE: AEE, ALM					
					▬▬▬	CT847WP1	CA, MTR-CODE: AEE, ALM					
					⊙	AP9004						
1.9 D	06/97-04/02	AEF	47	1896	∞	5PK1219	ALT					
					▬▬▬	CT1012	CA					
					▬▬▬	CT1012K1	CA					
					⊙	AP9059						
FELICIA II (6U1, 6U5)												
1.3	01/98-06/01	AMG, AMH, AMJ	40-50	1289	∞	AVX10X950						
					∞	4PK950	ALT					
					∞	6PK1680	ALT, PS, AC					
					∞	6PK1680	ALT, PS					
		AMH	50	1289	∞	AVX10X950						
					∞	4PK950	ALT					
1.6	01/98-06/01	AEE	55	1598	∞	6PK1070	ALT, (-AC), (PS)					
					∞	6PK1070K2	ALT, (-AC), (PS)					
					∞	6PK1080	ALT, (AC), (-PS)					
					∞	6PK1080K1	ALT, (AC), (-PS)					
∞	6PK1125	ALT, (AC), (PS)										
∞	6PK751	ALT, (-AC), (-PS)										
▬▬▬	CT847	CA, MTR-CODE: AEE, ALM										
▬▬▬	CT847K1	CA, MTR-CODE: AEE, ALM										
▬▬▬	CT847WP1	CA, MTR-CODE: AEE, ALM										
⊙	AP9004											
OCTAVIA (1U2, 1U5)												
1.4 16V	08/00-12/10	AXP, BCA	55	1390	∞	6PK1080	ALT, (-AC), ⇨CH-NO 1Z-4-000 000					
					∞	6PK1080K1	ALT, (-AC), ⇨CH-NO 1Z-4-000 000					
					∞	6PK1100	ALT, (AC), CH-NO 1Z-4-000 001⇨					
					∞	6PK1100K1	ALT, (AC), CH-NO 1Z-4-000 001⇨					
					∞	6PK1548	ALT, (AC), ⇨CH-NO 1Z-4-000 000					
					∞	6PK1548K1	ALT, (AC), ⇨CH-NO 1Z-4-000 000					
					∞	6PK737	ALT, (-AC), CH-NO 1Z-4-000 001⇨					
					▬▬▬	CT957(SET)	CA					
					▬▬▬	CT957K1	CA, ⇨05/2006					
					▬▬▬	CT957K3	CA, 06/2006⇨					
					▬▬▬	CT957WP1	CA					
					1.6	09/00-12/10	AVU, BFQ	75	1595	∞	6DPK1195	ALT, PS, AC
										∞	6DPK1195K1	ALT, PS, AC
										∞	6PK1120	ALT, PS, (-AC)
▬▬▬	CT908	CA										
▬▬▬	CT908K1	CA										
▬▬▬	CT908WP1	CA										
⊙	AP9001											
09/96-09/04	AEE	55	1598	∞						6PK1080	ALT, PS	
				∞	6PK1080K1	ALT, PS						
				∞	6PK1548	ALT, PS, AC						
				∞	6PK1548K1	ALT, PS, AC						
				▬▬▬	CT847	CA, MTR-CODE: AEE, ALM						
				▬▬▬	CT847K1	CA, MTR-CODE: AEE, ALM						
▬▬▬	CT847WP1	CA, MTR-CODE: AEE, ALM										
02/97-12/07	AEH, AKL	74	1595	∞	6DPK1195	ALT, (AC)						
				∞	6DPK1195K1	ALT, (AC)						
↩												

					ContiTech		
SKODA							
OCTAVIA (1U2, 1U5)							
					    	6PK1120 CT908 CT908K1 CT908WP1 AP9001	ALT, (-AC) CA CA CA CA
	1.8 T	08/97-12/10	AGU, ARZ, ARX, AUM	110	1781	           	6DPK1195 6DPK1195K1 6PK1120 CT909 CT909K2 CT909K3 CT909K6 CT909K7 CT909WP1 CT909WP4 AP9001 VD1107
1.8, 1.8 20V	09/96-07/00	AGN	92	1781	          	6DPK1195 6DPK1195K1 6PK1120 CT909 CT909K2 CT909K3 CT909K6 CT909K7 CT909WP1 CT909WP4 VD1107	ALT, (AC) ALT, (AC) ALT, (-AC) CA CA, CH-NO 1U-Y2390 954⇒, CH-NO 1U-Y8298 303⇒ CA, CH-NO 1U-Y2390 954⇒, CH-NO 1U-Y8298 303⇒ CA, ⇒CH-NO 1U-Y2390 953, 1U-Y8298 302 CA, ⇒CH-NO 1U-Y2390 953, 1U-Y8298 302 CA, CH-NO 1U-Y2390 954⇒, CH-NO 1U-Y8298 303⇒ CA, ⇒CH-NO 1U-Y2390 953, 1U-Y8298 302
1.9 SDI	06/97-12/03	AQM, AGP	50	1896	                  	6PK1660 6PK1660D2 6PK1660K2 6PK906 6PK906K3 CT1044 CT1044 CT1044K1 CT1044K1 CT1044WP1 CT946 CT946 AP9001 AP9016 VD1076 VD1089 VD1089 MS17 MS37	ALT, (AC) ALT, (AC), CH-NO 1U-3-726 897⇒, CH-NO 1U-38684 073⇒ ALT, (AC) ALT, (AC) ALT, (AC) CA, WP, MTR-CODE: AGP, MTR-NO 595 001⇒ CA, WP, MTR-CODE: AQM, MTR-NO 045 001⇒ CA, WP, MTR-CODE: AGP, MTR-NO 400 001⇒ CA, WP, MTR-CODE: AQM CA, WP, MTR-CODE: AGP, MTR-NO 400 001⇒ CA, WP, MTR-CODE: AGP, ⇒MTR-NO 595 000 CA, WP, MTR-CODE: AQM, ⇒MTR-NO 045 000 MTR-CODE: AQM, 08/2003⇒, CH-NO 1U-3-726 897⇒, CH-NO 1U-38684 073⇒ MTR-CODE: AGP AQM, ⇒07/2003, ⇒CH-NO 1U-3-726 896, 1U-38684 072 FOR ART-NO: VD1089 FOR ART-NO: VD1076
1.9 TDI	09/02-12/10	ASZ, AXR	74-96	1896	    	6DPK1195 6DPK1195K2 6PK1120 CT1028 CT1028K3	ALT, PS, AC ALT, PS, AC ALT, PS CA CA
							

























































SKODA						
OCTAVIA (1U2, 1U5)						
					 CT1028WP4  AP9001  VD1091	CA
	08/00-12/10	AXR	74	1896	 6DPK1195  6DPK1195K2  6PK1120  CT1028  CT1028K2  CT1028K3  CT1028K3  CT1028K4  CT1028WP4  CT1028WP4  AP9001  VD1091  MS17	ALT, PS, (AC) ALT, PS, (AC) ALT, PS, (-AC) MTR-CODE: ATD, AXR, CA, WP MTR-CODE: ATD, ⇨CH-NO 1U-2A006 980, 1U-32704 906, 1U-38677 465, CA, WP MTR-CODE: ATD, CH-NO 1U-2A006 981⇨, CH-NO 1U-32704 907⇨, CH-NO 1U-38677 466⇨, CA, WP MTR-CODE: AXR, CA, WP MTR-CODE: ATD, ⇨CH-NO 1U-2A006 980, 1U-32704 906, 1U-38677 465, CA, WP MTR-CODE: AXR, CA, WP MTR-CODE: ATD, CA, WP, CH-NO 1U-2A006 981⇨, CH-NO 1U-32704 907⇨, CH-NO 1U-38677 466⇨
	09/96-03/10	ALH, AGR	66	1896	 6PK1660  6PK1660D2  6PK1660K1  6PK1660K2  6PK906  6PK906K1  6PK906K3  CT1044  CT1044  CT1044K1  CT1044K1  CT1044WP1  CT1044WP1  CT946  CT946  CT946K1  AP9001  AP9016  VD1076  VD1089  MS17  MS37	ALT, PS, (AC) ALT, PS, (AC), CH-NO 1U-3-726 897⇨, CH-NO 1U-38684 073⇨ ALT, PS, (AC), CH-NO 1U-W-033 908⇨ ALT, PS, (AC), ⇨CH-NO 1U-W-033 907 ALT, PS, (-AC) ALT, PS, (-AC), CH-NO 1U-W-033 908⇨ ALT, PS, (-AC) CA, WP, MTR-CODE: AGR, MTR-NO 565 001⇨ CA, WP, MTR-CODE: ALH, MTR-NO 50 0001⇨ CA, WP, MTR-CODE: ALH CA, WP, MTR-CODE: AGR, MTR-NO 044 442⇨ CA, WP, MTR-CODE: ALH CA, WP, MTR-NO 044 443⇨, MTR-CODE: AGR CA, WP, MTR-CODE: ALH, ⇨MTR-NO 500 000 CA, WP, MTR-CODE: AGR, ⇨MTR-NO 565 000 CA, WP, MTR-CODE: AGR, ⇨MTR-NO 044 441 MTR-CODE: AGR, ALH, 08/2003⇨, CH-NO 1U-3-726 897⇨, CH-NO 1U-38684 073⇨ MTR-CODE: AGR, ALH, ⇨07/2003, ⇨CH-NO 1U-3-726 896, 1U-38684 072 FOR ART-NO: VD1089 FOR ART-NO: VD1076
	08/97-01/06	ASV, AHF	81	1896	 6PK1660  6PK1660D2  6PK1660K1  6PK906  6PK906K1  CT1044  CT1044  CT1044K1  CT1044K1  CT1044WP1  CT1044WP1  CT946  CT946  AP9001	ALT, PS, (AC) ALT, PS, (AC), CH-NO 1U-3-726 897⇨, CH-NO 1U-38684 073⇨ ALT, PS, (AC) ALT, PS, (-AC) ALT, PS, (-AC) CA, WP, MTR-CODE: AHF, MTR-NO 595 001⇨ CA, WP, MTR-CODE: ASV, MTR-NO 150 001⇨ CA, WP, MTR-CODE: AHF, MTR-NO 006 067⇨ CA, WP, MTR-CODE: ASV CA, WP, MTR-CODE: ASV CA, WP, MTR-CODE: AHF, MTR-NO 006 067⇨ CA, WP, MTR-CODE: ASV, ⇨MTR-NO 150 000 CA, WP, MTR-CODE: AHF, ⇨MTR-NO 595 000
						


































































					ContiTech	
SKODA						
OCTAVIA (1U2, 1U5)						
					 AP9016  VD1076  VD1089  MS17  MS37	MTR-CODE: AHF, ASV, 08/2003⇨, CH-NO 1U-3-726 897⇨, CH-NO 1U-38684 073⇨ MTR-CODE: AHF, ASV, ⇨07/2003, ⇨CH-NO 1U-3-726 896, 1U-38684 072 FOR ART-NO: VD1089 FOR ART-NO: VD1076
	1.9 TDI 4x4	09/00-01/06	ATD	74	1896	 6DPK1195  6DPK1195K2  6PK1120  CT1028  CT1028K2  CT1028K3  CT1028K3  CT1028K4  CT1028WP4  CT1028WP4  AP9001  VD1076  VD1089  VD1091  MS17  MS37
2.0	04/99-05/07	AQY, APK, AZH, AEG, AZJ	85	1984	 6DPK1195  6DPK1195K1  6PK1120  CT908  CT908K1  CT908WP2  AP9001  VD1107	ALT, (AC) ALT, (AC) ALT, (-AC) CA CA CA CA
2.0 4x4	08/00-09/04	AZH, AZJ	85	1984	 6DPK1195  6DPK1195K1  6PK1120  CT908  CT908K1  CT908WP2  AP9001	ALT, (AC) ALT, (AC) ALT, (-AC) CA CA CA CA
RS 1.8 T	05/01-01/06	AUQ	132	1781	 6DPK1195  6DPK1195K1  6PK1120  CT909  CT909K2  CT909K3  CT909WP1  AP9001  VD1107	ALT, PS, AC ALT, PS, AC ALT, PS CA CA CA CA
OCTAVIA (1Z3, 1Z5)						
1.2 TSI	02/10-06/13	CBZB	77	1197	 6PK1432  6PK1693  AP9012	MTR-CODE: CBZB, ALT, (-AC) MTR-CODE: CBZB, ALT, (AC)
1.4	06/04-06/13	BUD, CGGA	59	1390	 6PK1100  6PK1100K1  6PK737  CT957(SET)  CT957K1  CT957K3	ALT, (AC) ALT, (AC) ALT, (-AC) CA CA, ⇨05/2006 CA, 06/2006⇨

					ContiTech		
SKODA							
OCTAVIA (1Z3, 1Z5)							
					 CT957WP1	CA	
1.4 TSI	11/08-06/13	CAXA	90	1390	 6PK1090	ALT, (-AC)	
					 6PK1733	ALT, (AC)	
					 6PK1733K3	ALT, (AC)	
					 AP9012		
1.6	06/04-06/13	BGU, BSE, BSF, CCSA, CMXA	75	1595	 6PK1045	ALT, (AC)	
					 6PK1045K2	ALT, (AC)	
					 6PK900	ALT, (-AC)	
					 CT908	CA	
					 CT908K1	CA	
					 CT908WP1	CA	
					 AP9001		
1.6 FSI	02/04-10/08	BLF	85	1598	 6PK1090	ALT, PS, (-AC)	
					 6PK1733	ALT, PS, (AC)	
					 6PK1733K3	ALT, PS, (AC)	
1.6 TDI, 1.6 TDI 4x4	06/09-04/13	CAYC	77	1598	 6PK1070	MTR-CODE: CAYC, ALT, (AC)	
					 6PK1070K1	MTR-CODE: CAYC, ALT, (AC)	
					 6PK842 ELAST	MTR-CODE: CAYC, ALT, (-AC)	
					 6PK842 ELAST T1	MTR-CODE: CAYC, ALT, (-AC)	
					 CT1139	MTR-CODE: CAYC, CA	
					 CT1139K2	MTR-CODE: CAYC, CA	
					 CT1139WP6	MTR-CODE: CAYC, CA, WP	
					 AP9001		
					 VD1076	MTR-CODE: CAYB, CAYC, ⇨10/2009	
					 MS46		
1.8 TSI	03/09-06/13	CDAB	112	1798	 6PK1115	ALT	
					 AP9009		
1.8 TSI, 1.8 TSI 4x4	06/07-04/13	BZB, CDAA	118	1798	 6PK1120	ALT	
					 CT1143	WP	
					 CT1143WP1	WP	
					 AP9009		
1.9 TDI, 1.9 TDI 4x4	06/04-12/10	BKC, BJB, BLS, BXE	77	1896	 6PK1050	ALT, (AC)	
					 6PK1050D2	ALT, (AC)	
					 6PK1050K1	ALT, (AC), 06/2005⇨	
					 6PK1050K2	ALT, (AC), ⇨05/2005	
					 6PK948	ALT, (-AC)	
					 CT1028	CA	
					 CT1028K3	CA	
					 CT1028WP3	CA	
					 AP9001		
					 VD1076		
					 MS18	FOR ART-NO: VD1076	
2.0 FSI, 2.0 FSI 4x4	11/04-10/08	BLY, BLR, BVY, BVZ, BLX, BVX	110	1984	 6PK1045	ALT, (AC)	
					 6PK1045K2	ALT, (AC)	
					 6PK900	ALT, (-AC)	
					 CT1088	CA	
					 CT1088K3	CA	
					 CT1088WP4	CA	
					 AP9001		
					 VD1107		
2.0 RS	10/05-02/13	BWA, CCZA	147	1984	 6PK1054	ALT, (AC), MTR-CODE: BWA	
					 6PK1120	ALT, (AC), MTR-CODE: CCZA	
					 6PK955	ALT, (-AC), MTR-CODE: BWA	
					 CT1088	CA, WP, MTR-CODE: BWA	
					 CT1088K3	CA, WP, MTR-CODE: BWA	
					 CT1088WP3	CA, WP, MTR-CODE: BWA	
					 CT1143	WP, MTR-CODE: CCZA	
					 CT1143WP1	WP, MTR-CODE: CCZA	
					 AP9001		
					 AP9009		
					 VD1107		

					ContiTech	
SKODA						
OCTAVIA (123, 125)  2.0 TDI	11/05-05/10	BMM	103	1968	 6PK1050  6PK1050D2  6PK1050K1  6PK948  CT1028  CT1028K3  CT1028WP4  AP9001  VD1076  MS18	ALT, PS, (AC) ALT, PS, (AC) ALT, PS, (AC) ALT, PS, (-AC) CA, WP CA, WP CA, WP FOR ART-NO: VD1076
	03/10-06/13	CFHF, CLCA	81	1968	 6PK1070  6PK1070K1  6PK842 ELAST  6PK842 ELAST T1  CT1139  CT1139K2  CT1139WP6  AP9001  MS46	ALT, (AC) ALT, (AC) ALT, (-AC) ALT, (-AC) CA CA MTR-CODE: CFHF, CLCA, CA, WP
2.0 TDI 16V	02/04-04/13	BKD, CFHC, CLCB	103	1968	 6PK1050  6PK1050D2  6PK1050K2  6PK1070  6PK1070K1  6PK842 ELAST  6PK842 ELAST T1  6PK948  CT1051  CT1051K1  CT1051K2  CT1051WP1  CT1051WP2  CT1139  CT1139K2  CT1139WP6  AP9001  VD1076  MS18  MS46	MTR-CODE: AZV, BKD, ALT, (AC) MTR-CODE: AZV, BKD, ALT, (AC) MTR-CODE: AZV, BKD, ALT, (AC) MTR-CODE: CLCB, CFHC, ALT, (AC) MTR-CODE: CLCB, CFHC, ALT, (AC) MTR-CODE: CLCB, CFHC, ALT, (-AC) MTR-CODE: CLCB, CFHC, ALT, (-AC) MTR-CODE: AZV, BKD, ALT, (-AC) MTR-CODE: AZV, BKD, CA, WP CA, MTR-CODE: AZV, BKD, ⇄CH-NO 1Z-6A151 621, 1Z-62272 755, 1Z-68089 110 CA, MTR-CODE: AZV, BKD, CH-NO 1Z-6A151 622⇄, CH-NO 1Z-62272 756⇄, CH-NO 1Z-68089 111⇄ CA, MTR-CODE: AZV, BKD, ⇄CH-NO 1Z-6A151 621, 1Z-62272 755, 1Z-68089 110 CA, MTR-CODE: AZV, BKD, CH-NO 1Z-6A151 622⇄, CH-NO 1Z-62272 756⇄, CH-NO 1Z-68089 111⇄ MTR-CODE: CLCB, CFHC, CA MTR-CODE: CLCB, CFHC, CA MTR-CODE: CFHC, CLCB, CA, WP MTR-CODE: BKD FOR ART-NO: VD1076 FOR ART-NO: VD1111
2.0 TDI 16V 4x4	05/10-02/13	CFHC	103	1968	 6PK1070  6PK1070K1  6PK842 ELAST  6PK842 ELAST T1  CT1139  CT1139K2  CT1139WP6  AP9001  MS46	ALT, (AC) ALT, (AC) ALT, (-AC) ALT, (-AC) CA CA MTR-CODE: CFHC, CA, WP
2.0 TDI 4x4	07/06-05/10	BMM	103	1968	 6PK1050  6PK1050D2  6PK1050K1  6PK842 ELAST  6PK842 ELAST T1  6PK948  CT1028  CT1028K3  CT1028WP4	ALT, (AC) ALT, (AC) ALT, (AC) ALT, (-AC) ALT, (-AC) ALT, (-AC) CA, MTR-CODE: BMM CA, MTR-CODE: BMM MTR-CODE: BMM, CA

SKODA

OCTAVIA (1Z3, 1Z5) ↕						
					  	AP9001 VD1076 MS18 FOR ART-NO: VD1076
2.0 TDI RS	04/06-02/13	BMN, CEGA	125	1968	                	ALT, (AC), MTR-CODE: BMN ALT, (AC), MTR-CODE: BMN ALT, (AC), MTR-CODE: BMN ALT, (AC), MTR-CODE: CEGA ALT, (AC), MTR-CODE: CEGA MTR-CODE: CEGA, ALT, (-AC) MTR-CODE: CEGA, ALT, (-AC) ALT, (-AC), MTR-CODE: BMN CA, MTR-CODE: BMN CA, MTR-CODE: BMN MTR-CODE: BMN, CA CA, MTR-CODE: CEGA CA, MTR-CODE: CEGA MTR-CODE: CEGA, CA, WP FOR ART-NO: VD1076
2.0 TDI, 2.0 TDI 16V	02/04-05/10	AZV	100	1968	           	MTR-CODE: AZV, BKD, ALT, (AC) MTR-CODE: AZV, BKD, ALT, (AC) MTR-CODE: AZV, BKD, ALT, (AC) MTR-CODE: AZV, BKD, ALT, (-AC) MTR-CODE: AZV, BKD, CA, WP CA, MTR-CODE: AZV, BKD, ↗CH-NO 1Z-6A151 621, 1Z-62272 755, 1Z-68089 110 CA, MTR-CODE: AZV, BKD, CH-NO 1Z-6A151 622↗, CH-NO 1Z-62272 756↗, CH-NO 1Z-68089 111↗ CA, MTR-CODE: AZV, BKD, ↗CH-NO 1Z-6A151 621, 1Z-62272 755, 1Z-68089 110 CA, MTR-CODE: AZV, BKD, CH-NO 1Z-6A151 622↗, CH-NO 1Z-62272 756↗, CH-NO 1Z-68089 111↗ FOR ART-NO: VD1076
OCTAVIA (5E3, 5E5)						
1.2 TSI	11/12-	CJZA, CJZB	63-77	1197	    	ALT, (AC) ALT, (-AC) CA CA WP
1.4 TSI, 1.4 TSI G-TEC	11/12-	CHPA, CPWA	81-103	1395	    	ALT, (AC) ALT, (-AC) CA CA WP
1.6	01/14-	CWVA	81	1598	    	ALT, (AC) ALT, (-AC) CA CA WP
1.6 TDI, 1.6 TDI 4x4	11/12-	CLHA, CLHB, CRKB, CXXB, DBKA	66-81	1598	      	ALT, (AC) ALT, (-AC) ALT, (-AC) CA CA FOR ART-NO: VD1076
1.8 TSI	11/12-	CJSB, CJSA	132	1798		ALT
2.0 TDI RS	05/13-	CUPA, CUNA	135	1968		ALT, (AC)

					ContiTech		
SKODA							
OCTAVIA (5E3, 5E5)							
 2.0 TDI, 2.0 TDI 4x4, 2.0 TDI RS	11/12-	CKFC, CRMB, CRVC, CKFB, CUPA, CUNA	105-135	1968	 6PK799 ELAST  6PK799 ELAST T1  CT1168  CT1168K1  AP9022  VD1076  MS46	ALT, (-AC) ALT, (-AC) CA CA FOR ART-NO: VD1076	
					 6PK1026  6PK799 ELAST  6PK799 ELAST T1  CT1168  CT1168K1  VD1076  MS46	ALT, (-AC) ALT, (-AC) ALT, (-AC) CA CA FOR ART-NO: VD1076	
RAPID (120G, 130G, 135G)							
1.3 S	09/84-12/90	135/8	43	1280	 AVX10X1000	ALT	
RAPID (NH1, NH3)							
1.2	07/12-	CGPC	55	1198	 6PK1453  6PK1453K2  6PK1873  6PK1873K1	ALT, (-AC) ALT, (-AC) ALT, (-AC) ALT, (-AC)	
1.2 TSI	07/12-	CBZA, CBZB	63-77	1197	 6PK1432  6PK1693  AP9012	ALT, (-AC) ALT, (-AC)	
1.4 TSI	07/12-	CAXA	90	1390	 6PK1090  6PK1733  AP9012	ALT, (-AC) ALT, (-AC)	
1.6	07/12-	CFNA	77	1598	 6PK1090  6PK1733  6PK1733K3	ALT, (-AC) ALT, (-AC) ALT, (-AC)	
1.6 TDI	07/12-	CAYC, CLNA	77	1598	 6PK1070  6PK1070K1  6PK842 ELAST  6PK842 ELAST T1  CT1139  CT1139K2  CT1139WP6  AP9001  MS46	ALT, (-AC) ALT, (-AC) ALT, (-AC) ALT, (-AC) CA CA CA, WP	
	08/13-	CAYB	66	1598	 6PK1070  6PK1070K1  6PK842 ELAST  6PK842 ELAST T1  CT1139  CT1139K2  CT1139WP6  AP9001  MS46	MTR-CODE: CAYA, CAYB, CAYC, ALT, (-AC) MTR-CODE: CAYA, CAYB, CAYC, ALT, (-AC) MTR-CODE: CAYA, CAYB, CAYC, ALT, (-AC) MTR-CODE: CAYA, CAYB, CAYC, ALT, (-AC) MTR-CODE: CAYA, CAYB, CAYC, CA MTR-CODE: CAYA, CAYB, CAYC, CA MTR-CODE: CAYA, CAYB, CAYC, CA, WP	
ROOMSTER (5J)							
1.2	01/07-	BZG, CGPA	51	1198	 6PK1453  6PK1453K2  6PK1873  6PK1873K1	ALT, (-AC) ALT, (-AC) ALT, (-AC), MTR-CODE: BME ALT, (-AC), MTR-CODE: BME	
1.2 TSI	03/10-	CBZA, CBZB	63-77	1197	 6PK1432  6PK1693  AP9012	MTR-CODE: CBZA, CBZB, ALT, (-AC) MTR-CODE: CBZA, CBZB, ALT, (-AC)	
1.4	09/06-	BXW, CGGB	63	1390	 6PK1080  6PK1080K1  6PK737  CT957(SET)  CT957K3	ALT, (-AC) ALT, (-AC) ALT, (-AC) CA CA	



































































					ContiTech	
---	---	---	---	---	-----------	---

SKODA

ROOMSTER (5J)





























































						CT957WP3	CA
1.4 TDI	09/06-03/10	BNV, BMS	59	1422		6PK1180	ALT, (AC), MTR-CODE: BMS
						6PK1180K2	ALT, (AC), MTR-CODE: BMS
						6PK820	ALT, (-AC), MTR-CODE: BNV, BMS
						6PK995	ALT, (AC), MTR-CODE: BNV
						6PK995K1	ALT, (AC), MTR-CODE: BNV
						CT1028	CA, WP
						CT1028K3	CA, WP
						CT1028WP3	CA, WP
1.6	09/06-	BTS, CFNA	77	1598		6PK1090	ALT, (-AC)
						6PK1733	ALT, (AC)
						6PK1733K3	ALT, (AC)
					1.6 TDI	03/10-	CAYB, CAYC
	6PK1070K1	MTR-CODE: CAYA, CAYB, CAYC, ALT, (AC)					
	6PK842 ELAST	MTR-CODE: CAYA, CAYB, CAYC, ALT, (-AC)					
	6PK842 ELAST T1	MTR-CODE: CAYA, CAYB, CAYC, ALT, (-AC)					
	CT1139	MTR-CODE: CAYA, CAYB, CAYC, CA					
	CT1139K2	MTR-CODE: CAYA, CAYB, CAYC, CA					
	CT1139WP6	MTR-CODE: CAYA, CAYB, CAYC, CA, WP					
	AP9001						
	MS46						
1.9 TDI	09/06-03/10	BLS, BSW	77	1896			
						6PK1180D1	ALT, (AC)
						6PK1180K2	ALT, (AC), MTR-CODE: BLS
						6PK780	ALT, (-AC), MTR-CODE: AXR, BSW
						CT1028	CA, WP
						CT1028K3	CA, WP
						AP9001	
						VD1076	
						MS18	FOR ART-NO: VD1076
					SUPERB (3T4, 3T5)		
1.6 TDI	09/10-05/15	CAYC	77	1598		6PK1070	ALT, (AC)
						6PK1070K1	ALT, (AC)
						CT1139	CA
						CT1139K2	CA
						CT1139WP6	MTR-CODE: CAYC, CA, WP
						AP9001	
						AP9012	
						AP9022	
1.8 TSI	03/08-05/15	BZB, CDAA	118	1798		6PK1120	ALT
						CT1143	WP
						CT1143WP1	WP
						AP9009	
	03/09-05/15	CDAB	112	1798		6PK1120	ALT
						AP9009	
2.0 TDI	10/09-03/10	BMP	103	1968		6PK1050	ALT
						6PK1050D2	ALT
						6PK1050K1	ALT
						CT1028	CA
						CT1028K3	CA
						CT1028WP4	CA
						AP9001	
						AP9022	
						VD1076	
						MS37	FOR ART-NO: VD1076
2.0 TDI 16V	01/09-05/15	BKD, CFFB, CLJA	103	1968		6PK1050	MTR-CODE: BKD, ALT, (AC)
						6PK1050K2	MTR-CODE: BKD, ALT, (AC)
						6PK1070	MTR-CODE: CFFB, CLJA, ALT, (AC)
						6PK1070K1	MTR-CODE: CFFB, CLJA, ALT, (AC)






























































					ContiTech	
SKODA						
SUPERB (3T4, 3T5)						
					 6PK948  CT1051  CT1051K2  CT1051WP2  CT1139  CT1139K2  CT1139WP6  AP9001  AP9022  VD1076  MS18  MS37	MTR-CODE: BKD, ALT, (-AC) MTR-CODE: BKD, CA MTR-CODE: BKD, CA MTR-CODE: BKD, CA MTR-CODE: CFFB, CLJA, CA MTR-CODE: CFFB, CLJA, CA MTR-CODE: CFFB, CA, WP MTR-CODE: BKD FOR ART-NO: VD1111 FOR ART-NO: VD1076
2.0 TDI 16V 4x4	11/10-05/15	CFFB	103	1968	 6PK1070  6PK1070K1  CT1139  CT1139K2  CT1139WP6  AP9001  AP9022  MS18	MTR-CODE: CFFB, CLJA, ALT, (AC) MTR-CODE: CFFB, CLJA, ALT, (AC) MTR-CODE: CFFB, CLJA, CA MTR-CODE: CFFB, CLJA, CA MTR-CODE: CFFB, CA, WP FOR ART-NO: VD1111
2.0 TDI, 2.0 TDI 4x4	07/08-05/15	CBBB, CFGB	125	1968	 6PK1070  6PK1070K1  CT1134  CT1134K1  CT1134WP1  CT1139  CT1139K2  CT1139WP6  AP9001  AP9022  VD1076  MS18  MS18	MTR-CODE: CBBB, CFGB, CFFB, ALT MTR-CODE: CBBB, CFGB, CFFB, ALT MTR-CODE: CBBB, CA MTR-CODE: CBBB, CA MTR-CODE: CBBB, CA, WP MTR-CODE: CFGB, CFFB, CA MTR-CODE: CFGB, CFFB, CA MTR-CODE: CFGB, CFFB, CA, WP MTR-CODE: CBBB FOR ART-NO: VD1076 VD1111
SUPERB (3U4)						
1.8 T	12/01-03/08	AWT	110	1781	 4PK855  4PK855K1  5PK1300  5PK1300K1  CT909  CT909K10  CT909K4  CT909WP2  AP9002	AC AC ALT, PS ALT, PS CA CA CA CA
1.9 TDI	12/01-03/08	AWX, AVF	96	1896	 4PK855  4PK855K1  5PK1432  5PK1432K1  CT1028  CT1028K2  CT1028K3  CT1028K4  CT1028WP4  CT1028WP7  AP9002  VD1090  MS17  MS18	AC AC ALT, PS ALT, PS CA CA, ⇨03/2002 CA, 04/2002⇨ CA, ⇨03/2002 CA, 04/2002⇨ CA, ⇨03/2002 OUTER: ½M8x37 mm OUTER: ½M8x20 mm
2.0	12/01-03/08	AZM	85	1984	 4PK855  4PK855K1  5PK1300  5PK1300K1	AC AC ALT, PS ALT, PS










					ContiTech	
---	---	---	---	---	-----------	---






SKODA

SUPERB (3U4)						
					 CT908  CT908K1  CT908WP2  AP9002  AP9007	CA CA CA
2.0 TDI	10/05-03/08	BSS	103	1968	 4PK855  4PK855K1  5PK1432  5PK1432K1  CT1028  CT1028K2  CT1028K3  CT1028K4  AP9002  MS18	AC AC ALT, PS, WP, FAN ALT, PS, WP, FAN CA, WP CA, ⇨CH-NO 3U-29015 228 CA, WP, CH-NO 3U-29015 229⇨ CA, ⇨CH-NO 3U-29015 228 05/2005⇨
YETI (5L)						
1.2 TSI	09/09-	CBZB	77	1197	 6PK1432  6PK1693  AP9012	MTR-CODE: CBZB, ALT, (-AC) MTR-CODE: CBZB, ALT, (AC)
1.4 TSI	06/10-	CAXA	90	1390	 6PK1090  6PK1733  6PK1733K3  AP9012	ALT, (-AC) ALT, (AC) ALT, (AC)
1.6	04/14-	CWVA	81	1598	 CT1167  CT1167K1	CA CA
1.6 TDI	11/10-	CAYC	77	1598	 6PK1070  6PK1070K1  6PK842 ELAST  6PK842 ELAST T1  CT1139  CT1139K2  CT1139WP6  AP9001  MS46	MTR-CODE: CAYC, ALT, (AC) MTR-CODE: CAYC, ALT, (AC) MTR-CODE: CAYC, ALT, (-AC) MTR-CODE: CAYC, ALT, (-AC) MTR-CODE: CAYC, CA MTR-CODE: CAYC, CA MTR-CODE: CAYC, CA, WP
1.8 TSI 4x4	05/09-	CDAA, CDAB	112-118	1798	 6PK1120  CT1143  CT1143WP1  AP9009	ALT WP WP
2.0 TDI	11/09-	CFHA, CLCA	81	1968	 6PK1070  6PK1070K1  6PK842 ELAST  6PK842 ELAST T1  CT1139  CT1139K2  CT1139WP6  AP9001  MS46	MTR-CODE: CFHA, CFHC, CFHF, CLCA, ALT, (AC) MTR-CODE: CFHA, CFHC, CFHF, CLCA, ALT, (AC) MTR-CODE: CFHA, CFHC, CFHF, CLCA, ALT, (-AC) MTR-CODE: CFHA, CFHC, CFHF, CLCA, ALT, (-AC) MTR-CODE: CFHA, CFHC, CFHF, CLCA, CA MTR-CODE: CFHA, CFHC, CFHF, CLCA, CA MTR-CODE: CFHA, CFHC, CFHF, CLCA, CA, WP
2.0 TDI 4x4	11/09-	CFHF	81	1968	 6PK1070  6PK1070K1  6PK842 ELAST  6PK842 ELAST T1  CT1139  CT1139K2  CT1139WP6  AP9001  MS46	MTR-CODE: CFHA, CFHC, CFHF, ALT, (AC) MTR-CODE: CFHA, CFHC, CFHF, ALT, (AC) MTR-CODE: CFHA, CFHC, CFHF, ALT, (-AC) MTR-CODE: CFHA, CFHC, CFHF, ALT, (-AC) MTR-CODE: CFHA, CFHC, CFHF, CA MTR-CODE: CFHA, CFHC, CFHF, CA MTR-CODE: CFHA, CFHC, CFHF, CA, WP
	05/09-	CBDB, CFHC, CLCB	103	1968	 6PK1070  6PK1070K1  6PK842 ELAST  6PK842 ELAST T1  CT1134	ALT, (AC), MTR-CODE: CBDB, CFHC, CLCB ALT, (AC), MTR-CODE: CBDB, CFHC, CLCB MTR-CODE: CBDB, CFHC, CLCB, ALT, (-AC) MTR-CODE: CBDB, CFHC, CLCB, ALT, (-AC) MTR-CODE: CBDB, CA

					ContiTech		
SKODA							
YETI (5L)							
					 CT1134K1	MTR-CODE: CBDB, CA	
					 CT1134WP1	MTR-CODE: CBDB, CA, WP	
					 CT1139	CA, MTR-CODE: CFHC, CLCB	
					 CT1139K2	MTR-CODE: CFHC, CLCB, CA	
					 CT1139WP6	MTR-CODE: CFHC, CLCB, CA, WP	
					 AP9001		
					 VD1076	MTR-CODE: CBDB	
					 MS18	FOR ART-NO: VD1076	
					 MS46	FOR ART-NO: VD1111	
	11/09-	CEGA, CFJA	125	1968	 6PK1070	MTR-CODE: CEGA, CFJA, ALT, (AC)	
					 6PK1070K1	MTR-CODE: CEGA, CFJA, ALT, (AC)	
					 6PK842 ELAST	MTR-CODE: CEGA, CFJA, ALT, (-AC)	
					 6PK842 ELAST T1	MTR-CODE: CEGA, CFJA, ALT, (-AC)	
					 CT1134	MTR-CODE: CEGA, CA	
					 CT1134K1	MTR-CODE: CEGA, CA	
					 CT1134WP1	MTR-CODE: CEGA, CA, WP	
					 CT1139	MTR-CODE: CFJA, CA	
					 CT1139K2	MTR-CODE: CFJA, CA	
					 CT1139WP6	MTR-CODE: CFJA, CA, WP	
				 AP9001			
				 VD1076	MTR-CODE: CEGA		
				 MS18	FOR ART-NO: VD1076		
				 MS46	FOR ART-NO: VD1111		
SMART							
CABRIO (450)							
0.6	03/00-01/04	M 160 E6AL B03, M 160.920	40	599	 3PK850	AC	
					 4PK790	ALT	
CITY-COUPÉ (450)							
0.6	07/98-01/04	M 160 E6AL B03, M 160 E6AL B04, M 160 E6AL B05, M 160.920	33-45	599	 3PK850	AC	
					 4PK790	ALT	
0.7	01/03-01/04	M 160.910	37-45	698	 3PK850	AC	
					 4PK790	ALT	
0.8 CDI	11/99-01/04	OM 660 DE 8LA, OM 660.940	30	799	 3PK850	AC	
					 5PK768	ALT	
FORFOUR (453)							
0.9	11/14-	M 281.910	66	898	 AP9047		
1.0	07/14-	M 281.920	45-52	999	 AP9047		
FORFOUR (454)							
1.1	01/04-06/06	M 134.910, M 134.911	47-55	1124	 5PK1219	AC	
					 5PK920	ALT	
1.3	01/04-06/06	M 135.930	70	1332	 5PK1219	ALT, (AC)	
					 5PK920	ALT, (AC)	
1.5	01/04-06/06	M 135.950	80	1499	 5PK1219	AC	
					 5PK920	ALT	
1.5 CDI	09/04-06/06	OM 639.939	50-70	1493	 5PK1788	ALT	
					 AP9014		
FORTWO (450)							
0.7	01/04-01/07	M 160.910	37-45	698	 3PK850	AC	
					 4PK790	ALT	
0.8 CDI	01/04-01/07	OM 660 DE 8LA, OM 660.940	30	799	 3PK850	AC	
					 5PK768	ALT, PS	
FORTWO (451)							
0.8 CDI	01/07-	OM 660.950, OM 660.951	33-40	799	 3PK806 ELAST	AC	
					 5PK768	ALT	
1.0 Turbo	01/07-	M 132.930	62	999	 4PK753 ELAST	AC	
					 4PK800	ALT	
FORTWO (453)							
0.9	09/14-	M 281.910	66	898	 AP9047	MTR-CODE: M 281.910	
1.0	07/14-	M 281.920	52	999	 7PK1240	ALT, (AC)	
							
































































					ContiTech	
---	---	---	---	---	-----------	---

SMART						
FORTWO (453)						
					 AP9047	MTR-CODE: M 281.920
FORTWO Cabrio (451) 1.0	01/07-	M 132.910	52	999	 4PK753 ELAST	AC, (451.431), (451.480)
					 4PK800	ALT, (451.431), NOT FOR: Micro Hybrid Drive
FORTWO Coupe (451) 1.0	01/07-	M 132.910	45	999	 4PK753 ELAST	AC, (451.330), (451.334)
					 4PK800	ALT, (451.330), NOT FOR: Micro Hybrid Drive
			52	999	 4PK753 ELAST	AC, (NOT FOR: 451.331), (NOT FOR: 451.380)
					 4PK800	ALT, (451.331), NOT FOR: Micro Hybrid Drive
ROADSTER Coupe (452) 0.7	04/03-11/05	M 160.921	60	698	 3PK850	AC
					 4PK790	ALT

SSANGYONG						
ACTYON I						
2.0 Xdi	11/05-	D20DT	104	1998	 6PK2250	ALT
200 Xdi 4WD	10/06-	D20DT	104	1998	 6PK2257	ALT
KYRON						
2.0 Xdi, 2.0 Xdi 4x4	05/05-	D20DT	104	1998	 6PK2257	ALT
REXTON (GAB_)						
2.7 Xdi	08/04-	D27DT	120	2696	 6PK2257	ALT
RODIUS						
2.7 Xdi 4WD	05/05-	D27DT	121	2696	 6PK2250	ALT

SUBARU

FORESTER (SF)						
2.0	08/97-09/02	EJ20	90-92	1994	<div> <div></div> <div>4PK895</div> <div>AC</div> </div> <div> <div></div> <div>5PK880</div> <div>ALT</div> </div> <div> <div></div> <div>CT1050</div> <div>CA, 09/1998⇨</div> </div> <div> <div></div> <div>CT792</div> <div>CA, ⇨08/1998</div> </div> <div> <div></div> <div>CT792K2</div> <div>CA, ⇨08/1998</div> </div>	
FORESTER (SG)						
2.0	09/02-	EJ20	92	1994	<div> <div></div> <div>4PK895</div> <div>AC</div> </div> <div> <div></div> <div>5PK880</div> <div>ALT</div> </div> <div> <div></div> <div>CT1050</div> <div>CA, 09/2002⇨, ⇨08/2005</div> </div> <div> <div></div> <div>CT1050K1</div> <div>CA</div> </div>	
2.0 S Turbo	09/02-	EJ20	130	1994	<div> <div></div> <div>4PK895</div> <div>AC</div> </div> <div> <div></div> <div>5PK880</div> <div>ALT</div> </div> <div> <div></div> <div>CT1058</div> <div>CA</div> </div> <div> <div></div> <div>CT1058K3</div> <div>CA</div> </div>	
2.0 X	09/05-	EJ204	116	1994	<div> <div></div> <div>4PK895</div> <div>AC</div> </div> <div> <div></div> <div>5PK869</div> <div>ALT</div> </div> <div> <div></div> <div>CT1050</div> <div>CA, MTR-CODE: EJ201</div> </div> <div> <div></div> <div>CT1050K1</div> <div>CA, MTR-CODE: EJ201</div> </div> <div> <div></div> <div>CT1058</div> <div>CA, MTR-CODE: EJ204</div> </div> <div> <div></div> <div>CT1058K3</div> <div>CA, MTR-CODE: EJ204</div> </div>	
2.5 XT	09/05-	EJ255	169	2457	<div> <div></div> <div>4PK895</div> <div>AC, MTR-CODE: EJ255LD</div> </div> <div> <div></div> <div>5PK880</div> <div>ALT, MTR-CODE: EJ255LD</div> </div> <div> <div></div> <div>CT1058</div> <div>CA</div> </div> <div> <div></div> <div>CT1058K3</div> <div>CA</div> </div>	
FORESTER (SH)						
2.0 AWD	01/08-	EJ20	110	1994	<div> <div></div> <div>4PK826 ELAST</div> <div>AC</div> </div> <div> <div></div> <div>CT1058</div> <div>CA</div> </div> <div> <div></div> <div>CT1058K3</div> <div>CA</div> </div>	
2.0 AWD, 2.0 D AWD	09/08-	FB20, EE20Z	108-110	1995-1998	<div> <div></div> <div>7PK1834</div> <div>ALT</div> </div>	
2.5 AWD	01/09-	EJ25	126	2457	<div> <div></div> <div>4PK826 ELAST</div> <div>AC</div> </div> <div> <div></div> <div>5PK869</div> <div>ALT</div> </div> <div> <div></div> <div>CT1050</div> <div>CA</div> </div> <div> <div></div> <div>CT1050K1</div> <div>CA</div> </div>	
FORESTER (SJ)						
2.0 D	03/13-	EE20Z	108	1998	<div> <div></div> <div>7PK1845</div> <div>ALT</div> </div>	

					ContiTech		
SUBARU							
FORESTER (SJ)							
 2.0 Turbo GT AWD	06/98-12/00	EJ205	160	1994	 4PK885	AC	
					 5PK880	ALT	
					 CT1058	CA	
					 CT1058K1	CA, ⇨10/1998	
					 CT1058K2	CA, 10/1998⇨	
IMPREZA (GD, GG)							
1.6 AWD	12/00-	EJ16	70	1597	 4PK885	AC	
					 5PK690	ALT, (-PS)	
					 5PK880	ALT, (PS)	
					 CT1050	CA	
					 CT1050K1	CA	
2.0 i AWD	12/00-	EJ20	92	1994	 4PK895	AC	
					 5PK690	ALT, (-PS)	
					 5PK880	ALT, (PS)	
					 CT1050	CA	
					 CT1050K1	CA	
2.0 WRX STi AWD	11/01-	EJ207	195	1994	 4PK895	AC	
					 5PK880	ALT	
					 CT1058	CA	
					 CT1058K2	CA, ⇨09/2002	
					 CT1058K3	CA, 10/2002⇨	
IMPREZA (GR, GH, G3)							
1.5 AWD	02/08-	EL15	79	1498	 4PK826 ELAST	AC	
					 5PK869	ALT	
					 CT1058	CA	
					 CT1058K3	CA	
2.0 D AWD	01/09-	EE20Z	110	1998	 7PK1834	ALT, (AC)	
JUSTY II (JMA, MS)							
1.3 4x4	04/01-11/03	G13BB	63	1298	 4PK790	AC, (-PS)	
					 4PK815	ALT	
					 4PK850	PS, (-AC)	
					 4PK954	PS, (AC)	
					 CT895	CA	
					 CT895K1	CA	
1.3 GX 4x4	10/95-11/03	EF13	50	1298	 3PK815	ALT, ⇨12/1996	
					 4PK790	AC, (-PS)	
					 4PK815	ALT, 01/1997⇨	
					 4PK850	PS, (-AC)	
					 4PK954	PS, (AC)	
					 CT824	CA, ⇨05/1996	
					 CT824K1	CA, ⇨05/1996	
					 CT898	CA, 06/1996⇨	
					 CT898K1	CA, 06/1996⇨	
JUSTY III (G3X)							
1.3	09/03-	M13A	69	1328	 4PK785	AC	
					 4PK815	ALT	
					 4PK850	PS, (-AC)	
					 4PK950	PS, (AC)	
					 CT898	CA	
JUSTY IV							
1.0	01/07-	1KR-FE	51	998	 6PK1180	ALT	
LEGACY II (BD, BG)							
2.0 i 4WD	09/94-11/98	EJ20	85	1994	 4PK885	AC	
					 5PK880	ALT, PS	
					 CT792	CA	
					 CT792K1	CA, ⇨01/1997	
					 CT792K2	CA, 01/1997⇨	
2.5 i 4WD	06/96-03/99	EJ25D	110	2457	 4PK895	AC	
					 5PK880	ALT	
					 CT1058	CA	
					 CT1058K1	CA, ⇨09/1996	
					 CT1058K2	CA, 09/1996⇨	

					ContiTech	
---	---	---	---	---	-----------	---

SUBARU

LEGACY III (BE, BH)

2.0 AWD

12/98-08/03

EJ20

92

1994

4PK895

5PK880

CT1050

CT1050K1

AC

ALT

CA, MTR-CODE: EJ251

CA

2.5, 2.5 AWD

10/98-08/03

EJ25

115

2457

4PK885

4PK895

5PK880

CT1050

CT1050K1

AC, (RHD)

AC

ALT

CA, MTR-CODE: EJ251

CA

LEGACY IV (BL, BP, B13_)

2.0 D AWD

2.5 AWD

02/08-

09/03-

EE20Z

EJ25

110

121

1998

2457

7PK1834

5PK869

5PK880

CT1050

CT1050K1

ALT

ALT, 06/2005↔

ALT, ↔05/2005

CA

CA

LEGACY V (BM, BR)

2.0 D

09/09-

EE20Z

110

1998

7PK1845

ALT

OUTBACK (BL, BP)

2.5

11/03-09/09

EJ25D

121

2457

4PK845

5PK869

5PK880

CT1050

CT1050K1

AC

ALT, 05/2005↔

ALT, ↔05/2005

CA

CA

OUTBACK (BM, BR)

2.0 D

09/09-

EE20Z

110

1998

7PK1845

ALT

VIVIO

0.7

08/92-12/98

EN07E

32

658

AVX10X625

3PK735

ALT

AC

XV

2.0 D

03/12-



























EE20Z

































































108
































































1998






























































7PK1845

ALT

SUZUKI						
ALTO						
0.8	01/86-12/88	F8B	29	796	 AVX10X825  CT680  CT680K2	ALT CA CA
ALTO (HA11)						
1.0	09/94-09/98	G10BB	39	993	 4PK815  4PK836  CT898  CT898K1	ALT PS CA CA
ALTO (HA24)						
1.1	09/04-12/08	F10DN, F10D	46	1061	 3PK750  4PK706  CT1132  CT680	ALT, (AC) ALT, (AC) CA, OE-NO 12761M84410, 12761M84430 CA, OE-NO 12761M84400
ALTO (HA25, HA35)						
1.0	01/09-	K10B	50	996	 4PK790  5PK900	AC ALT
BALENO (EG)						
1.3 i 16V	07/95-05/02	G13BB	63	1298	 4PK1010  4PK815  4PK841  4PK900  4PK915  CT895  CT895K1	PS, (AC) ALT AC, (-PS) PS, (-AC), OE-NO 4918060G10 PS, (-AC), OE-NO 4918063G10 CA CA
BALENO Estate (EG)						
1.6 i 16V	08/96-05/02	G16B	72	1590	 4PK1010  4PK815  4PK841  4PK900  4PK915  CT757	PS, (AC) ALT AC, (-PS) PS, (-AC), OE-NO 4918060G10 PS, (-AC), OE-NO 4918063G10 CA























































					ContiTech		
SUZUKI							
BALENO Estate (EG)							
					 CT757K1	CA	
BALENO Hatchback (EG)							
1.3 i 16V	07/95-05/02	G13BB	63	1298	 4PK1010	PS, (AC)	
					 4PK815	ALT	
					 4PK841	AC, (-PS)	
					 4PK900	PS, (-AC), OE-NO 4918060G10	
					 4PK915	PS, (-AC), OE-NO 4918063G10	
					 CT895	CA	
					 CT895K1	CA	
1.6 i 16V	07/95-05/02	G16B	72	1590	 4PK1010	PS, (AC)	
					 4PK815	ALT	
					 4PK841	AC, (-PS)	
					 4PK900	PS, (-AC), OE-NO 4918060G10	
					 4PK915	PS, (-AC), OE-NO 4918063G10	
					 CT757	CA	
					 CT757K1	CA	
CELERIO							
1.0	03/14-	K10B	50	998	 4PK790	AC	
					 5PK900	ALT	
GRAND VITARA I (FT)							
1.6 4x4	03/98-07/03	G16B	69	1590	 4PK790	PS, (-AC)	
					 4PK810	ALT	
					 4PK950	PS, (AC)	
					 CT757	CA	
					 CT757K1	CA	
2.0 4x4	03/98-07/03	J20A	94	1995	 5PK1546	ALT, (-AC)	
					 5PK1646	ALT, (AC)	
					 AP9038		
2.0 HDI 110	07/01-09/05	RHZ	80	1997	 4PK815	AC	
					 6PK1635	ALT	
					 CT987	CA	
					 CT987K1	CA	
					 AP9038		
2.0 HDI 110 16V	07/01-09/05	RHW	80	1997	 4PK800	AC	
					 6PK1635	ALT, 06/2003⇨, MTR-CODE: RHW	
					 CT1063	CA, MTR-CODE: RHW, 06/2003⇨	
					 CT1063K2	CA, MTR-CODE: RHW, 06/2003⇨	
					 AP9038		
2.0 TD	03/98-07/03	RF	64	1998	 AVX13X1175	ALT, ⇨01/2001	
					 AVX13X850	AC, MTR-CODE: RFM, ⇨01/2001	
					 AVX13X925	PS, MTR-CODE: RFM, ⇨01/2001	
					 CT832	CA	
					 AP9038		
2.5 V6 24V	04/98-07/03	H 25 A	106	2493	 4PK1020	PS, (-AC)	
					 4PK1080	PS, (AC)	
					 4PK925	ALT	
GRAND VITARA II (JT)							
1.6 All-wheel Drive	04/05-02/15	M16A	78	1586	 4PK890	PS	
					 4PK995	AC, (PS)	
					 5PK836	ALT, (-AC)	
1.9 DDiS	10/05-02/15	F9QB	95	1870	 7PK1388	ALT, (-AC)	
					 7PK1988	ALT, (AC)	
					 CT1064	CA, ⇨CH-NO 00610000	
					 CT1064K1	CA, ⇨CH-NO 00610000	
					 CT1150	CA, CH-NO 00610001⇨	
					 CT1150K1	CA, CH-NO 00610001⇨	
2.0 All-wheel Drive	10/05-02/15	J20A	103	1995	 5PK1546	ALT, (-AC)	
					 5PK1646	ALT, (AC)	
					 AP9038		
2.4 All-wheel Drive	01/09-02/15	J24B	122-124	2393	 6PK2050	ALT, (Grand Vitara)	
					 6PK2050	ALT, (Escudo)	

					ContiTech		
SUZUKI							
IGNIS (FH)							
 1.3, 1.3 4WD	10/00-09/03	M13A	61	1328	 4PK810	AC	
					 4PK836	ALT	
IGNIS II							
1.3	09/03-	M13A	69	1328	 4PK810	AC	
					 4PK836	ALT	
1.3 4x4	09/03-	M13A	69	1328	 4PK815	AC	
					 4PK841	ALT	
1.3 DDIS	09/03-	Z13DT	51	1248	 6PK1180	ALT, (-AC)	
					 6PK1180K1	ALT, (-AC)	
					 6PK1318	ALT, (AC)	
					 6PK1318K2	ALT, (AC)	
					 AP9035		
1.5, 1.5 4x4	09/03-	M15A	73	1490	 4PK800	AC	
					 4PK836	ALT	
JIMNY (FJ)							
1.3 16V	02/01-	M13A	60	1328	 4PK815	PS, (-AC)	
					 4PK836	ALT	
					 4PK900	PS, (AC)	
					 4PK950	AC	
					 CT895	CA	
					 CT895K1	CA	
1.3 16V 4WD	02/01-	M13A	60	1328	 4PK790	AC, (-PS)	
					 4PK836	ALT, (-AC)	
					 4PK850	PS, (-AC)	
					 4PK950	AC, (PS)	
					 CT895	CA	
					 CT895K1	CA	
1.3 16V 4x4	08/05-	M13A	63	1328	 4PK785	AC, (-PS)	
					 4PK841	ALT	
					 4PK850	PS, (-AC)	
					 4PK954	AC, PS	
1.3 16V, 1.3 16V 4WD	09/98-	G13BB	59	1298	 4PK815	AC, (-PS)	
					 4PK900	AC, (PS)	
					 CT895	CA	
					 CT895K1	CA	
1.5 DDIS 4WD	12/03-	K9K 700	48	1461	 6PK1965	ALT	
					 CT1035	CA	
					 CT1035K2	CA	
					 CT1035WP2	CA	
1.5 DDIS 4x4	08/05-	K9K 266	63	1461	 6PK1965	ALT	
					 6PK2120	AC	
					 CT1035	CA	
					 CT1035K2	CA	
					 CT1035WP2	CA	
					 CT1035WP3	CA	
LIANA (ER)							
1.3	07/01-	M13A	66	1328	 4PK1010	AC, MTR-CODE: M13A	
					 4PK836	ALT, MTR-CODE: M13A	
					 4PK938	PS	
1.6, 1.6 i, 1.6 4WD	07/01-	M16A	76-78	1586	 4PK1010	AC, MTR-CODE: M16A	
					 4PK836	ALT, MTR-CODE: M16A	
					 4PK938	PS	
SAMURAI (SJ)							
1.3 All-wheel Drive	11/88-12/04	G13BA	51	1298	 AVX10X763	AC	
					 AVX10X838	ALT	
					 CT568	CA, ⇨ 07/1993	
					 CT568K1	CA, ⇨ 07/1993	
					 CT824	CA, 08/1993⇨	
					 CT824K1	CA, 08/1993⇨, ⇨ 12/1996	
SPLASH							
1.0	01/08-	K10B	48-50	996	 4PK765	AC	





























































					ContiTech						
SUZUKI											
SPLASH											
 1.2, 1.2 VVT	01/08-	K12B	63-69	1242	 5PK900	ALT					
					 4PK765	AC					
					 5PK900	ALT					
					 6PK1180	ALT, (AC)					
					 6PK1180K1	ALT, (AC)					
1.3 CDTI	01/08-	D13A, Z 13 DTJ	55	1248	 6PK1318	ALT, (AC)					
					 6PK1318K2	ALT, (AC)					
					 AP9035						
					 3PK815	ALT, ⇨ 10/1996					
					 4PK760	AC, (-PS), ⇨ 10/1996					
SWIFT II (AH, AJ, EA, MA) 1.0, 1.0 i	03/89-12/05	G10A	37-39	993	 4PK790	AC, (-PS), 11/1996⇨					
					 4PK815	ALT, 11/1996⇨					
					 4PK825	PS, (-AC)					
					 4PK925	PS, (AC)					
					 CT1017	CA, MTR-NO 176379⇨, 3#NAME?, ⇨ 12/1996					
					 CT1017	CA, MTR-NO 147247⇨, 5#NAME?, ⇨ 12/1996					
					 CT1017K1	CA, ⇨ 06/1996, MTR-NO 147247⇨, 5#NAME?, ⇨ 12/1996					
					 CT1017K1	CA, ⇨ 06/1996, MTR-NO 176379⇨, 3#NAME?, ⇨ 12/1996					
					 CT569	CA, ⇨ MTR-NO 176378, 3#NAME?, ⇨ 12/1996					
					 CT569	CA, ⇨ MTR-NO 147246, 5#NAME?, ⇨ 12/1996					
					 CT569K1	CA, ⇨ 06/1996, ⇨ MTR-NO 176378, 3#NAME?, ⇨ 12/1996					
					 CT569K1	CA, ⇨ 05/1996, ⇨ MTR-NO 147246, 5#NAME?, ⇨ 12/1996					
					 CT895	CA, 01/1997⇨					
					1.3	03/89-05/01	G13A	50	1298-1324	 3PK815	ALT, ⇨ 10/1996
										 4PK790	AC, (-PS)
 4PK815	ALT, 11/1996⇨										
 4PK850	PS, (-AC)										
 4PK950	PS, (AC)										
 CT568	CA, ⇨ MTR-NO G13B253432, G13BA339760										
 CT824	CA, MTR-NO G13B253433⇨, G13BA339761⇨, ⇨ 05/1996										
 CT824K1	CA, ⇨ 05/1996										
1.6 i	01/90-05/01	G16B	68	1590	 CT898	CA, 06/1996⇨					
					 CT898K1	CA, 06/1996⇨					
					 4PK815	ALT					
					 4PK850	PS, (-AC)					
					 4PK950	PS, (AC)					
					 CT757	CA					
					 CT757K1	CA					
					SWIFT III (MZ, EZ)						
1.3	02/05-	M13A	68	1328	 4PK810	AC					
					 4PK836	ALT, ⇨ CH-NO 400000					
					 5PK836	ALT, CH-NO 400001⇨					
1.3 4x4	01/06-	M13A	66	1328	 4PK800	AC, OE-NO 17521-61A00					
					 4PK810	AC, OE-NO 17521-51A00					
					 4PK836	ALT					
	02/05-	M13A	68	1328	 4PK805	AC, ⇨ 04/2008, (LHD)					
					 4PK815	AC, (RHD)					
 4PK815					04/2008⇨, AC, (LHD)						
1.3 DDiS	08/05-	Z13DT, D13A, Z 13 DTJ	51-55	1248	 4PK830	ALT, ⇨ 04/2008					
					 5PK836	ALT, 04/2008⇨					
					 6PK1180	ALT, (AC)					
					 6PK1180K1	ALT, (AC)					
					 6PK1318	ALT, (AC)					
					 6PK1318K2	ALT, (AC)					
					 AP9035						

					ContiTech	
---	---	---	---	---	-----------	---

SUZUKI




























































SWIFT III (MZ, EZ)						
1.5	02/05-	M15A	75	1490	 4PK800	AC
					 4PK836	ALT, WP, (SG415)
					 5PK836	ALT, WP, (SG416)
1.6	05/06-	M16A	92	1586	 4PK815	AC
					 5PK836	ALT
SWIFT IV (FZ, NZ)						
1.2, 1.2 4x4	10/10-	K12B	69	1242	 4PK765	AC
					 5PK900	ALT
1.3 DIS	10/10-	D13A	55	1248	 6PK1180	ALT, (-AC)
					 6PK1180K1	ALT, (-AC)
					 6PK1318	ALT, (AC)
					 6PK1318K2	ALT, (AC)
1.6	01/12-	M16A	100	1586	 5PK836	ALT
SX4 (EY, GY)						
1.6 DIS	04/07-	9HX	66	1560	 6PK800	ALT, (-AC)
					 6PK976	ALT, (AC)
					 CT1092	CA
					 CT1092K1	CA
					 AP9019	
1.6 VVT, 1.6 VVT 4x4	06/06-	M16A	79-88	1586	 4PK815	AC
					 5PK836	ALT
2.0 DIS 4x4	07/09-	D20AA	99	1956	 6PK1050	ALT, (-AC)
					 6PK1390	ALT, (AC)
SX4 Saloon (GY)						
1.6	10/07-	M16A	79	1586	 4PK815	AC
					 5PK836	ALT
SX4 S-Cross						
1.6	08/13-	M16A	88	1586	 4PK805	AC
					 5PK836	ALT, (CVT-AUTOM)
					 5PK836	ALT, (MANL), (-START-STOP)
					 5PK915	ALT, (MANL), (START-STOP)
VITARA (ET, TA)						
1.6 i 16V, 1.6 i 16V All-wheel Drive	07/90-03/99	G16B	71	1589	 4PK790	PS, (-AC)
					 4PK800	ALT, (SE416A02)
					 4PK815	ALT, (SQ416QVT)
					 4PK825	AC, (-PS), (LHD)
					 4PK841	AC, (-PS), (RHD)
					 4PK925	AC, (PS), (LHD), 5#NAME?
					 4PK938	AC, (PS), (LHD), 3#NAME?
					 4PK950	PS, (AC)
					 CT757	CA
					 CT757K1	CA
					1.6, 1.6 All-wheel Drive	07/88-03/98
 4PK800	AC, (-PS), (LHD)					
 4PK810	ALT					
 4PK825	AC, (-PS), (RHD)					
 4PK925	AC, (PS), (LHD)					
 4PK938	AC, (PS), (RHD)					
 CT808	CA					
2.0 TD Intercooler All-wheel Drive	12/95-03/98	RF	64	1998	 AVX13X1175	ALT
					 AVX13X925	PS
					 CT832	CA
2.0 V6 24V All-wheel Drive	12/94-03/98	H 20 A	100	1998	 4PK1028	PS
					 4PK1090	PS, AC
					 4PK925	ALT
WAGON R+ (EM)						
1.0	02/98-05/00	K10A	48	996	 AVX10X775	AC
					 4PK815	ALT, OE-NO 17521-78F00
					 4PK855	ALT, OE-NO 95141-55C10
1.2	02/98-05/00	K12A	51	1171	 4PK855	ALT
WAGON R+ (MM)						
1.3	09/03-	M13A	69	1328	 4PK815	AC

































































					ContiTech		
SUZUKI							
WAGON R+ (MM)							
 1.3, 1.3 4WD	05/00-	G13BB	56	1298		4PK836	ALT
						4PK790	AC
						4PK815	ALT
						CT895	CA
						CT895K1	CA
TATA							
INDIGO (4_V2)							
1.4	01/03-	475 Si	62	1405		4PK715	ALT, (-PS)
						4PK875	ALT, (PS)
TOYOTA							
AURIS (NRE15_, ZZE15_, ADE15_, ZRE15_, NDE15_)							
1.4 D-4D	03/07-	1ND-TV	66	1364		6PK1185	ALT, (AC), 12/2008↔
						6PK1240	ALT, (AC), ↔12/2008
						6PK923	ALT, (-AC), 12/2008↔
						6PK970	ALT, (-AC), ↔12/2008
1.4 VVTi	03/07-	4ZZ-FE	71	1398		6PK1420	ALT, (-AC)
						6PK1733	ALT, (AC)
						VD1079	
						MS41	FOR ART-NO: VD1079
1.6	05/09-	1ZR-FAE	97	1598		6PK1230	ALT, (AC)
						6PK915	ALT, (-AC)
1.6 VVTi	03/07-	1ZR-FE	91	1598		6PK1400	ALT, (-AC)
1.8 Hybrid	09/10-	2ZR-FXE	73	1798		6PK1230	ALT
2.0 D-4D	03/07-	1AD-FTV	93	1998		7PK1370	ALT, (-AC)
						7PK1867	ALT, (AC)
						AP9076	
						VD1078	
						MS40	FOR ART-NO: VD1078
2.2 D	03/07-	2AD-FHV	130	2231		7PK1867	ALT, (AC)
						AP9076	
						VD1078	
						MS40	FOR ART-NO: VD1078
AURIS (NZE18_, ZRE18_)							
1.3	10/12-	1NR-FE	73	1329		4PK1170	ALT, (-AC)
						4PK900	ALT, (AC)
1.4 D-4D	10/12-	1ND-TV	66	1364		6PK925 EXTRA	ALT, (AC)
1.6	10/12-	1ZR-FAE	97	1598		6PK1230	ALT, (AC)
						6PK915	ALT, (-AC)
AURIS TOURING SPORTS (ADE18_, ZWE18_, ZRE18_)							
1.4 D-4D	07/13-	1ND-TV	66	1364		6PK925 EXTRA	ALT, (-AC)
1.6	07/13-	1ZR-FAE	97	1598		6PK1230	ALT, (AC)
						6PK915	ALT, (-AC)
AVENSIS (T22_)							
1.6	09/97-10/00	4A-FE	74-81	1587		3PK630	PS
						4PK830	AC, OE-NO 9936480830
						4PK860	AC, OE-NO 9091602354
						5PK975	ALT
						CT827	CA
						CT827K1	CA
1.6 VVTi	10/00-02/03	3ZZ-FE	81	1598		6PK1560	ALT, PS, (-AC)
						6PK1900	ALT, PS, AC, 09/2002↔
						6PK1910	ALT, PS, AC, ↔08/2002
						VD1079	
						MS41	FOR ART-NO: VD1079
1.8	09/97-10/00	7A-FE	81	1762		3PK630	PS
						4PK825	AC, OE-NO 9936480830
						4PK860	AC, OE-NO 9091602354
						5PK975	ALT
						CT850	CA
						CT850K1	CA


					ContiTech	
---	---	---	---	---	-----------	---





































































TOYOTA

AVENSIS (T22_)						
 1.8 VVT-i	10/00-02/03	1ZZ-FE	95	1794	 6PK1560  6PK1900  6PK1910	ALT, PS, (-AC) ALT, PS, AC, 09/2002⇒ ALT, PS, AC, ⇒08/2002
2.0	09/97-10/00	3S-FE	94	1998	 3PK760  5PK1030  5PK1130  CT998  CT998K1	PS, (-AC) ALT PS, (AC) CA CA
2.0 D-4D	10/99-02/03	1CD-FTV	81	1995	 5PK1110  5PK1120  5PK1180  5PK1219  CT1043  CT1043K1  CT1043K2  CT1043WP1	PS, (-AC), 07/2000⇒, ⇒02/2003 PS, (-AC), ⇒07/2000 PS, (AC), 07/2000⇒, ⇒02/2003 PS, (AC), ⇒07/2000 CA CA CA CA
2.0 TD	09/97-02/03	2C-TE	66	1975	 5PK1130  5PK1212  CT583  CT583K1	PS, (-AC) PS, (AC) CA CA
2.0 VVT-i	10/00-02/03	1AZ-FSE	110	1998	 7PK1593  7PK1970	ALT, (-AC) ALT, (AC)
AVENSIS (T25)						
1.6 VVT-i	04/03-11/08	3ZZ-FE	81	1598	 6PK1420  6PK1733  VD1079  MS41	ALT, (-AC) ALT, AC FOR ART-NO: VD1079
1.8	04/03-11/08	1ZZ-FE	95	1794	 6PK1420  6PK1733  VD1079  MS41	ALT, (-AC) ALT, AC FOR ART-NO: VD1079
2.0	04/03-12/09	1AZ-FSE	108	1998	 7PK1933	ALT
2.0 D-4D	04/03-11/08	1CD-FTV	85	1995	 5PK1110  5PK1250  5PK884  CT1043  CT1043K1  CT1043K2  CT1043WP2  AP9077	PS, (-AC) PS, (AC) ALT CA CA CA CA CA, ⇒04/2006 ALT, (Denso), FOR ALT: 90A, OE-NO 27060-27080, FOR ALT: 100A, OE-NO 27060-27090
	03/06-11/08	1AD-FTV	93	1998	 7PK2000  AP9076  VD1078  MS40	ALT, (AC) FOR ART-NO: VD1078
2.2 D-4D, 2.2 D-CAT	07/05-11/08	2AD-FTV, 2AD-FHV	110-130	2231	 7PK2000  AP9076  VD1078  MS40	ALT, (AC) FOR ART-NO: VD1078
2.4	10/03-11/08	2AZ-FSE	120	2362	 7PK1933	ALT
AVENSIS (T25_)						
1.8	04/03-11/08	1ZZ-FE	95	1794	 6PK1420  6PK1733  VD1079  MS41	ALT, (AC) ALT, AC FOR ART-NO: VD1079
2.0	04/03-11/08	1AZ-FSE	108	1998	 7PK1933	ALT
2.0 D-4D	04/03-11/08	1CD-FTV	85	1995	 5PK1110  5PK1250  5PK884  CT1043  CT1043K1	PS, (-AC) PS, (AC) ALT CA CA

					ContiTech			
TOYOTA								
AVENSIS (T25_)								
					  	CT1043K2 CT1043WP2 AP9077	CA CA, ⇨04/2006 ALT, (Denso), OE-NO 27060-27080, FOR ALT: 90A, OE-NO 27060-27090, FOR ALT: 100A	
	03/06-11/08	1AD-FTV	93	1998	   	7PK2000 AP9076 VD1078 MS40	ALT, (AC) FOR ART-NO: VD1078	
	2.2 D-4D, 2.2 D-CAT	07/05-11/08	2AD-FTV, 2AD-FHV	110-130	2231	   	7PK2000 AP9076 VD1078 MS40	ALT, (AC) FOR ART-NO: VD1078
	2.2 D-CAT	07/05-11/08	2AD-FHV	130	2231	   	7PK2000 AP9076 VD1078 MS40	ALT, (AC) FOR ART-NO: VD1078
AVENSIS (ZRT27, ADT27)								
1.8	11/08-	2ZR-FAE	108	1798	 	6PK1230 6PK915	ALT, (AC) ALT, (AC)	
2.0	11/08-	3ZR-FAE, 3ZR-FE	112	1987	 	6PK1230 6PK915	ALT, (AC) ALT, (AC)	
2.0 D-4D	11/08-	1AD-FTV	91-93	1998	    	7PK1370 7PK1867 AP9076 VD1078 MS40	ALT, (AC) ALT, (AC) FOR ART-NO: VD1078	
2.2 D-4D	11/08-	2AD-FHV, 2AD-FTV	110	2231	    	7PK1370 7PK1867 AP9076 VD1078 MS40	ALT, (AC) ALT, (AC) FOR ART-NO: VD1078	
AVENSIS VERSO (_CLM2_, _ACM2_)								
2.0 D-4D	08/01-08/05	1CD-FTV	85	1995	       	5PK1150 5PK1240 5PK884 CT1043 CT1043K1 CT1043K2 CT1043WP1 AP9077	PS, (-AC) PS, (AC) ALT CA CA CA CA ALT, (Denso), OE-NO 27060-27040, FOR ALT: 130A	
2.0 VVT-i	08/01-11/09	1AZ-FE	110	1998	  	7PK1593 7PK1910 7PK1920	ALT, (-AC), ⇨10/2003 ALT, (-AC), 10/2003⇨ ALT, (AC)	
AYGO (WNB1_, KGB1_)								
1.0	07/05-	1KR-FE	50	998	 	6PK1210 6PK850	ALT, (AC) ALT, (-AC)	
1.4 HDi	07/05-08/10	2WZ-TV	40	1398	      	6PK800 6PK800K1 6PK962 CT1063 CT1063K1 CT1063WP2 VD1094	ALT, (-AC) ALT, (-AC) ALT, (AC) CA, OE-NO SU00100544, MTR-CODE: 2WZ-TV CA, MTR-CODE: 2WZ-TV CA, MTR-CODE: 2WZ-TV	
CAMRY (_CV1_, _XV1_, _V1_)								
2.2	06/91-08/96	5S-FE	100	2164	    	3PK760 5PK1000 5PK1110 CT998 CT998K1	PS ALT, (-AC) ALT, (AC) CA CA	
CAMRY (_CV2_, _XV2_)								
2.2	08/96-11/01	5S-FE	93-96	2164		3PK760	PS	

					ContiTech	
---	---	---	---	---	-----------	---

TOYOTA						
CAMRY (CV2_, XV2_) 						
					5PK1000	ALT, (AC)
					5PK1110	ALT, (AC)
					CT998	CA
					CT998K1	CA
3.0 V6	08/96-11/01	1MZ-FE	135	2995	4PK875	PS
					6PK1033	ALT
					CT1029	CA
CAMRY (XV4_) 2.4 VVTi						
	01/06-09/11	2AZ-FE	123-127	2362	7PK1910	ALT
CAMRY (AVV5_, XV5_) 2.5						
	09/11-	2AR-FE	133	2494	6PK1256	ALT
CAMRY (MCV3_, ACV3_, XV3_) 2.0 VVTi						
	08/01-11/06	1AZ-FE	110	1998	7PK1933	ALT
2.4 VVTi	11/01-11/06	2AZ-FE	112	2362	7PK1933	ALT
3.0 V6						
	11/01-11/06	1MZ-FE	137	2995	4PK875	PS
					6PK1038	ALT
					CT1029	CA
CARINA E (T19_) 1.6, 1.6 16V						
	12/93-09/97	4A-FE	73-85	1587	3PK630	PS
					4PK850	AC, OE-NO 9936420850
					4PK870	AC, OE-NO 9936420870
					5PK975	ALT
					CT827	CA
					CT827K1	CA
1.8	01/95-09/97	7A-FE	79	1762	3PK630	PS
					4PK850	AC, OE-NO 9936420850
					4PK870	AC, OE-NO 9936420870
					5PK975	ALT
					CT850	CA
					CT850K1	CA
2.0 GLi	04/92-09/97	3S-FE	98	1998	3PK760	PS, MTR-CODE: 3S-FE, (ST191)
					5PK1000	ALT, (MANL), ⇨ 12/1993, MTR-CODE: 3S-FE
					5PK1010	ALT, (AUTOM), ⇨ 12/1993, MTR-CODE: 3S-FE
					5PK1030	ALT, 12/1993⇨, MTR-CODE: 3S-FE
					5PK1120	AC, MTR-CODE: 3SFE, (ST191)
					CT998	CA
					CT998K1	CA
2.0 GTi	04/92-02/94	3S-GE	116	1998	3PK760	PS
					5PK1000	ALT
					5PK1100	ALT, AC
					CT783	CA, ⇨ 02/1994, MTR-CODE: 3SGE
CELICA (AT20_, ST20_) 1.8 i 16V						
	11/93-11/99	7A-FE	85	1762	3PK630	PS
					4PK860	AC
					5PK975	ALT
					CT850	CA
					CT850K1	CA
CELICA (ZZT23_) 1.8 16V TS						
	08/99-09/05	2ZZ-GE	141	1796	6PK1940	ALT
1.8 16V VTi	08/99-07/05	1ZZ-FE	105	1794	6PK1538	ALT, (AC), ⇨ 10/2005
					6PK1893	ALT, (AC), ⇨ 10/2005
COROLLA (E11_) 1.4						
	04/97-02/00	4E-FE	63	1332	4PK825	ALT
					5PK1054	PS, (AC)
					5PK890	PS, (AC)
					CT828	CA
					CT828K1	CA
1.8	10/97-10/01	7A-FE	81	1762	3PK630	PS
					4PK860	AC
					5PK970	ALT
					CT850	CA
					CT850K1	CA
































































					ContiTech		
TOYOTA							
COROLLA (E11.)							
 1.3 12V	07/92-04/97	2E	53	1296	 4PK825	ALT	
					 5PK1070	PS, (AC), ⇨05/1993	
					 5PK1090	PS, (AC), 06/1993⇨	
					 5PK880	AC, (-PS), ⇨05/1993	
					 5PK890	AC, (-PS), 06/1993⇨	
					 5PK920	PS, (-AC)	
				 CT695	CA		
				 CT695K1	CA		
1.3 XLI	07/92-04/97	4E-FE	65	1332	 4PK825	ALT	
					 4PK920	ALT	
					 5PK1070	PS, AC	
					 5PK884	AC	
					 5PK920	PS	
					 CT828	CA	
				 CT828K1	CA		
	09/95-04/97	4E-FE	55	1332	 4PK825	ALT	
					 4PK920	ALT	
					 5PK1080	PS, (AC)	
					 5PK890	AC, (-PS)	
					 5PK915	PS, (-AC), 06/1996⇨	
					 5PK920	PS, (-AC), ⇨05/1996	
				 CT828	CA		
				 CT828K1	CA		
1.3 XLI 16V	07/92-09/95	4E-FE	65	1332	 4PK825	ALT	
					 4PK920	ALT	
					 5PK1070	PS, (AC), ⇨05/1993	
					 5PK1080	PS, (AC), 06/1993⇨	
					 5PK880	AC, (-PS)	
					 5PK920	PS, (-AC)	
				 CT828	CA		
				 CT828K1	CA		
1.6	05/92-07/95	4A-FE	85	1587	 3PK630	PS	
					 4PK860	AC	
					 5PK970	ALT	
					 CT827	CA	
					 CT827K1	CA	
1.6 Si	07/92-04/97	4A-FE	84	1587	 3PK630	PS	
					 4PK845	AC	
					 4PK860	AC	
					 5PK975	ALT	
					 CT827	CA	
					 CT827K1	CA	
COROLLA (E11.)							
1.3	05/97-10/01	2E	55	1295	 4PK825	ALT	
					 5PK1054	PS, (AC)	
					 5PK890	PS, (-AC)	
					 CT695	CA	
					 CT695K1	CA	
1.4	04/97-02/00	4E-FE	63	1332	 4PK825	ALT	
					 5PK1054	PS, (AC)	
					 5PK880	AC, (-PS)	
					 5PK890	PS, (-AC)	
					 CT828	CA	
					 CT828K1	CA	
1.4, 1.4 16V	02/00-01/02	4ZZ-FE	71	1398	 6PK1538	ALT, (AC), OE-NO 90916-02468, 90916-02535	
					 6PK1560	ALT, (AC), OE-NO 90916-02469, 90916-W2005	
					 6PK1820	ALT, (AC), OE-NO 90916-02482, 99366-31820	
					 6PK1840	ALT, (AC), OE-NO 90916-02470, 99366-H1840	
1.6	02/00-01/02	3ZZ-FE	81	1598	 6PK1538	ALT, (AC), OE-NO 90916-02468, 90916-02535	
					 6PK1560	ALT, (AC), OE-NO 90916-02469, 90916-W2005	
					 6PK1820	ALT, (AC), OE-NO 90916-02482, 99366-31820	
							

					ContiTech	
---	---	---	---	---	-----------	---

TOYOTA























































COROLLA (E11_)						
↗					∞ 6PK1840	ALT, (AC), OE-NO 90916-02470, 99366-H1840
1.6 16V	02/00-11/01	3ZZ-FE	81	1598	∞ 6PK1538 ∞ 6PK1560 ∞ 6PK1820 ∞ 6PK1840	ALT, (AC), OE-NO 90916-02468, 90916-02535 ALT, (AC), OE-NO 90916-02469, 90916-W2005 ALT, (AC), OE-NO 90916-02482, 99366-31820 ALT, (AC), OE-NO 90916-02470, 99366-H1840
1.6, 1.6 Aut.	04/97-02/00	4A-FE	79-81	1587	∞ 3PK630 ∞ 5PK975 ▲ CT827 ▲ CT827K1	PS ALT CA CA
2.0 D	04/97-02/00	2C-E	53	1975	∞ 5PK1110 ∞ 5PK1190 ▲ CT583 ▲ CT583K1	PS, (AC) PS, (AC) CA CA
COROLLA (E12J_, E12T_)						
1.4 D4-D, 1.4 D-4D	07/04-02/07	1ND-TV	66	1364	∞ 6PK1217 ∞ 6PK970	ALT, (AC) ALT, (AC)
1.4 VVT-i	01/02-02/07	4ZZ-FE	71	1398	∞ 6PK1400 ∞ 6PK1675 ⊕ VD1079 ▲ MS41	ALT, (AC), MTR-CODE: 4ZZFE ALT, (AC), MTR-CODE: 4ZZFE FOR ART-NO: VD1079
1.6 VVT-i	01/02-02/07	3ZZ-FE	81	1598	∞ 6PK1400 ∞ 6PK1675 ⊕ VD1079 ▲ MS41	ALT, (AC), MTR-CODE: 3ZZFE ALT, (AC), MTR-CODE: 3ZZFE FOR ART-NO: VD1079
2.0 D-4D	01/02-02/07	1CD-FTV	66-85	1995	∞ 5PK1110 ∞ 5PK884 ▲ CT1043 ▲ CT1043K1 ▲ CT1043K2 ▲ CT1043WP1 ▲ CT1043WP2 ⊙ AP9077	AC ALT CA CA CA CA, ⇨05/2004 CA, 06/2004⇨ ALT, (Denso), OE-NO 27060-27060, FOR ALT: 90A, OE-NO 27060-27070, FOR ALT: 130A
COROLLA (E7_)						
1.3	09/79-08/87	4K	44-48	1290	∞ AVX10X875 ∞ AVX10X888	ALT, ⇨07/1981 ALT, 08/1981⇨
COROLLA (E9_)						
1.3	08/87-04/92	2E, 2E-E	55	1296	∞ 4PK815 ∞ 4PK825 ∞ 5PK1070 ∞ 5PK860 ∞ 5PK880 ∞ 5PK920 ▲ CT695 ▲ CT695K1	ALT, (MANL) ALT, (AUTOM) PS, (AC) AC, ⇨10/1988 AC, 10/1988⇨ PS, (AC) CA CA
1.3 i	08/87-12/92	2E, 2E-E	55	1296	∞ 4PK815 ∞ 4PK860 ∞ 5PK1070 ∞ 5PK880 ∞ 5PK920 ▲ CT695 ▲ CT695K1	ALT AC, ⇨10/1988 PS, (AC) AC, 10/1988⇨ PS, (AC) CA CA
1.6	08/89-04/92	4A-FE	77	1587	∞ 3PK630 ∞ 4PK830 ∞ 4PK860 ∞ 5PK970 ▲ CT536 ▲ CT536K1	PS AC AC ALT CA CA
COROLLA (E15_)						
1.4 VVT-i	01/07-	4ZZ-FE	71	1398	∞ 6PK1400 ∞ 6PK1698	ALT, (AC) ALT, (AC)
1.6 Dual VVTi	01/07-	1ZR-FE	91	1598	∞ 6PK1230	ALT, (AC)
































































					ContiTech	
TOYOTA						
COROLLA (E15_)						
					 6PK915	ALT, (AC)
COROLLA (NRE18_, ZRE17_, ZRE18_, NDE18_)						
1.4 D-4D	06/13-	1ND-TV	66	1364	 6PK925 EXTRA	ALT, (AC)
COROLLA (ZDE12_, CDE12_)						
1.6 VVT-i	01/02-05/04	3ZZ-FE	81	1598	 6PK1538  6PK1815  VD1079  MS41	ALT, (AC) ALT, (AC) FOR ART-NO: VD1079
1.8 VVT-i	01/02-05/04	1ZZ-FE	99	1794	 6PK1538  6PK1815	ALT, (AC) ALT, (AC)
2.0 D-4D	01/02-05/04	1CD-FTV	66	1995	 5PK1110  5PK1190  5PK884  CT1043  CT1043K1  CT1043K2  CT1043WP1  CT1043WP2  AP9077	PS, (AC) PS, (AC) ALT CA CA CA CA, ⇨01/2004 CA, 02/2004⇨ ALT, (Denso), OE-NO 27060-27060, FOR ALT: 90A, OE-NO 27060-27070, FOR ALT: 130A
COROLLA (ZER_, ZZE12_, R1_)						
1.6	04/04-03/09	3ZZ-FE	81	1598	 6PK1560  6PK1870  VD1079  MS41	ALT, (AC) ALT, (AC) FOR ART-NO: VD1079
1.8	04/04-03/09	1ZZ-FE	95	1794	 6PK1560  6PK1870  VD1079  MS41	ALT, (AC) ALT, (AC) FOR ART-NO: VD1079
2.0 D-4D	04/04-03/09	1CD-FTV	85	1995	 5PK1110  5PK1250  5PK884  CT1043  CT1043K1  CT1043K2  CT1043WP2  AP9077	PS, (AC) PS, (AC) ALT CA CA CA CA, ⇨08/2005 ALT, (Denso), OE-NO 27060-27060, FOR ALT: 90A, OE-NO 27060-27070, FOR ALT: 130A
2.2 D-4D	10/05-03/09	2AD-FHV	130	2231	 7PK2000  AP9076  VD1078  MS40	ALT, (AC) FOR ART-NO: VD1078
		2AD-FTV	100	2231	 6PK875  7PK2000  AP9076  VD1078  MS40	ALT, (AC) ALT, (AC) FOR ART-NO: VD1078
COROLLA (ZZE12_, NDE12_, ZDE12_)						
1.4 D	07/04-02/07	1ND-TV	66	1364	 6PK1217  6PK970	ALT, (AC) ALT, (AC)
1.4 VVT-i	01/02-12/06	4ZZ-FE	71	1398	 6PK1400  6PK1420  6PK1670  6PK1693  VD1079  MS41	ALT, (AC), CH-NO JT1.. ALT, (AC), MTR-CODE: 4ZZFE, CH-NO SB1.. ALT, (AC), CH-NO JT1.. ALT, (AC), MTR-CODE: 4ZZFE, CH-NO SB1.. FOR ART-NO: VD1079
1.6 VVT-i	01/02-12/06	3ZZ-FE	81	1598	 6PK1420  6PK1693  VD1079  MS41	ALT, (AC), MTR-CODE: 3ZZFE ALT, (AC), MTR-CODE: 3ZZFE FOR ART-NO: VD1079
1.8 VVT-i TS	01/02-02/07	2ZZ-GE	141	1796	 6PK1698	ALT, ⇨02/2007
2.0 D-4D	01/02-02/07	1CD-FTV	66-85	1995	 5PK1110	AC
































































					ContiTech	
---	---	---	---	---	-----------	---







TOYOTA

COROLLA (ZZE12_, NDE12_, ZDE12_) 							 5PK884	ALT
							 CT1043	CA
							 CT1043K1	CA
							 CT1043K2	CA
							 CT1043WP1	CA, ⇨05/2004
							 CT1043WP2	CA, 06/2004⇨
							 AP9077	ALT, (Denso), OE-NO 27060-27060, FOR ALT: 90A, OE-NO 27060-27070, FOR ALT: 130A
COROLLA FX (E8B) 1.3							 4PK815	ALT
							 4PK860	AC
							 5PK1070	PS, (AC)
							 5PK920	PS, (-AC)
							 CT694	CA, ⇨04/1986
							 CT695	CA, 04/1986⇨
							 CT695K1	CA, 05/1986⇨
DYNA (KD_, LY_, TRY2_, KDY2_, XZU4_, XZU3_, 3.0 D4d							 7PK1093	ALT, (-AC), (Dyna 100, 150), (300, 350)
							 7PK1473	ALT, (AC), (Dyna 100, 150), (300, 350)
							 CT1089	CA, (Dyna 100, 150), (300, 350)
							 CT1089K1	CA, (Dyna 100, 150), (300, 350)
							 AP9076	
							 AP9081	
GT 86 Coupe (ZN6_) 2.0 GT							 6PK2077	ALT
HIACE II (LH5_, YH7_, LH7_, LH6_, YH6_, YH5_) 2.4 D							 AVX10X975	ALT, 2X
							 AVX13X1050	ALT
							 AVX13X850	PS
							 4PK830	PS
							 CT521	CA
HIACE II (LH7_, LH5_, LH6_, YH7_, YH6_, YH5_) 2.4 D							 AVX10X975	ALT, 2X
							 AVX13X1250	AC
							 AVX13X830	PS
							 5PK830	PS, 08/1986⇨, ⇨08/1987
							 CT521	CA
							 CT521K1	CA
HIACE III (YH7_, LH6_, LH7_, LH5_, YH5_, YH6_) 2.4 D							 AVX13X850	PS, (FWD)
							 2XAVX13X1050	ALT
							 4PK830	PS, (4WD)
							 CT723	CA
							 CT723K1	CA
HIACE IV (LH1_) 2.4 D, 2.4 TD							 AVX13X1225	AC
							 2XAVX13X1050	ALT
							 4PK770	PS
							 CT723	CA
							 CT723K1	CA
2.5 D-4D							 7PK1093	ALT, (-AC)
							 7PK1473	ALT, (AC)
							 CT1089	CA
							 CT1089K1	CA
							 AP9076	
							 AP9081	
HIACE IV (LXH1_, RZH1_, LH1_) 2.4							 AVX13X1125	PS
							 4PK860	AC
							 5PK865	ALT
2.4 TD							 AVX13X1225	AC
							 2XAVX13X1050	ALT


























































					ContiTech	
TOYOTA						
HIACE IV (LXH1_, RZH1_, LH1_)						
					 4PK770  CT723  CT723K1	PS CA CA
2.5 D-4D	11/01-08/06	2KD-FTV	65-75	2494	 7PK1093  7PK1473  CT1089  CT1089K1  AP9076  AP9081	ALT, (-AC) ALT, (AC) CA CA
2.5 D-4D, 2.5 D-4D 4WD	09/06-	2KD-FTV	70-86	2494	 7PK1815  7PK1933  CT1089  CT1089K1  AP9076  AP9081	ALT, (-AC) ALT, (AC) CA CA
2.7	04/98-08/06	3RZ-FE	105	2694	 4PK1100  4PK938  5PK865	PS AC ALT
HIACE IV (TRH2_, KDH2_)						
2.5 D-4D	09/06-	2KD-FTV	75	2494	 7PK1815  7PK1933  CT1089  CT1089K1  AP9076	ALT, (-AC) ALT, (AC) CA CA
HILUX II (RN6_, RN5_, LN6_, YN6_, YN5_, LN5_)						
2.4 D	01/92-07/05	2L	59	2446	 AVX13X1200  AVX13X1260  AVX13X830  2XAVX13X1050  CT723  CT723K1	AC, (PS) AC PS ALT CA CA
HILUX III (TGN1_, GGN2_, LAN_, GGN1_, KUN2_, KUN1_)						
2.5 D-4D, 2.5 D-4D 4WD	12/07-	2KD-FTV	88-106	2494	 7PK1093  7PK1516  CT1089  CT1089K1  AP9063  AP9081	ALT, (-AC) ALT, (AC) CA CA
3.0 D, 3.0 D-4D 4WD	08/05-	1KD-FTV	120-126	2982	 7PK1093  7PK1516  CT1089  CT1089K1  AP9063  AP9081	ALT, (-AC) ALT, (AC) CA CA
IQ (KPJ1_, NGJ1_, KGJ1_, NUJ1_)						
1.0	01/09-	1KR-FE	50	998	 4PK841  5PK884	AC ALT
LAND CRUISER (LJ12_, KDJ12_, KZJ12_, GRJ12_, TRJ12_)						
3.0 D-4D	09/02-	1KD-FTV	120-127	2982	 7PK1153  7PK1642  7PK1815  7PK1933  CT1089  CT1089K1  AP9076  AP9081	ALT, (AC), (-2.HEATER) ALT, (AC), (-2.HEATER) ALT, (AC), (2.HEATER) ALT, (AC), (2.HEATER) CA CA
4.0	01/03-	1GR-FE	183	3956	 7PK2120	ALT
LAND CRUISER (VDJ20_, UZJ20_)						
4.5 D V8, 4.5 D4-D	08/07-	1VD-FTV	173-210	4461	 4PK1390  9PK2260	AC ALT
LAND CRUISER 100 (FZJ1_, UZJ100)						
4.2 TD	01/98-	1HD-FTE	150	4164	 2XAVX10X1000	ALT

					ContiTech	
TOYOTA						
LAND CRUISER 100 (FZJ1_, UZJ100)						
					 4PK1237	AC, (-2.HEATER)
					 4PK1580	2.FAN
					 4PK1720	AC, (2.HEATER)
					 CT1153	CA
4.7	01/98-	2UZ-FE	173-175	4664	 6PK2241	ALT
					 CT1147	CA
LAND CRUISER 150 (KDJ15_, GRJ15_)						
3.0 D-4D	01/10-	1KD-FTV	127-140	2982	 7PK1153	ALT, (-AC), NO COLD COUNTRIES
					 7PK1933	ALT, (AC), COLD COUNTRIES
					 CT1089	
					 CT1089K1	CA
					 AP9076	
LAND CRUISER 80 (_J8_)						
4.2 D	01/90-12/97	1H-Z	99	4164	 AVX10X1000	ALT
					 AVX13X1275	AC
LAND CRUISER 90 (_J9_)						
3.0 D-4D	10/00-	1KD-FTV	120	2982	 7PK1153	ALT, (-AC), (-2.HEATER)
					 7PK1642	ALT, (AC), (-2.HEATER)
					 7PK1815	ALT, (-AC), (2.HEATER)
					 7PK1933	ALT, (AC), (2.HEATER)
					 CT1089	CA
					 CT1089K1	CA
					 AP9076	
					 AP9081	
3.0 TD	04/96-	1KZ-TE	92	2982	 AVX13X1000	ALT
					 AVX13X1175	AC
					 CT860	CA
3.4 i 24V	04/96-	5VZ-FE	131	3378	 4PK1045	ALT
					 4PK1070	PS
					 4PK875	AC
MR 2 III (ZZW3_)						
1.8 16V VT-i	10/99-06/07	1ZZ-FE	103	1794	 6PK1400	ALT, (-AC), MTR-CODE: 1ZZFE
					 6PK1693	ALT, MTR-CODE: 1ZZFE, (AC)
PASEO (EL54)						
1.5 16V	08/95-07/99	5E-FE	66	1497	 4PK1125	PS, (AC)
					 4PK825	ALT
					 4PK938	PS, (-AC)
					 CT1030	CA
PICNIC (_XM10)						
2.0 16V	05/96-12/01	3S-FE	94	1998	 3PK760	PS
					 5PK1000	ALT, (-AC)
					 5PK1080	ALT, (AC), 07/1998⇨
					 5PK1090	ALT, (AC), ⇨07/1998
					 5PK1219	AC
					 CT998	CA
					 CT998K1	CA
2.2 D	08/97-12/01	3C-TE	66	2184	 5PK1110	PS
					 5PK1219	AC, PS
					 CT583	CA
					 CT583K1	CA
PREVIA (MCR3_, ACR3_, CLR3_)						
2.0 D-4D	03/01-01/06	1CD-FTV	85	1995	 5PK1150	PS, (-AC)
					 5PK1240	PS, (AC)
					 5PK884	ALT
					 CT1043	CA
					 CT1043K1	CA
					 CT1043K2	CA
					 CT1043WP1	CA
					 AP9077	ALT, (Denso), OE-NO 27060-27040, FOR ALT: 130A
2.4	08/00-01/06	2AZ-FE	115	2362	 7PK1593	ALT, (-AC)
					 7PK1920	ALT, (AC)
PREVIA (TCR2_, TCR1_)						
2.4	05/90-08/00	2TZ-FE	97	2438	 4PK725	AC
						

					ContiTech	
TOYOTA						
PREVIA (TCR2_, TCR1_) ↩					∞ 6PK820	ALT
PRIUS (NHW11_) 1.5 Hybrid	05/00-01/04	1NZ-FXE	53	1497	∞ 3PK1120	ALT
PRIUS (NHW20_) 1.5	08/03-03/09	1NZ-FXE	57	1497	∞ 3PK860	AC, ⇨03/2006
PRIUS (ZVW3_) 1.8 Hybrid	04/09-	2ZR-FXE	73	1798	∞ 6PK1230	
RAV 4 I (SXA1_) 2.0 4WD	06/94-06/00	3S-FE	95	1998	∞ 3PK760 ∞ 5PK1000 ∞ 5PK1090 ∞ 5PK1120 CT998 CT998K1	PS ALT, (AC) ALT, (AC), 09/1997⇨ ALT, (AC), ⇨09/1997 CA CA
RAV 4 I Cabrio (SXA1_) 2.0 16V 4WD	12/97-06/00	3S-FE	94	1998	∞ 3PK760 ∞ 5PK1000 ∞ 5PK1090 CT998 CT998K1	PS ALT, (AC) ALT, (AC) CA CA
RAV 4 II (CLA2_, XA2_, ZCA2_, ACA2_) 1.8 VVTi	08/00-11/05	1ZZ-FE	92	1794	∞ 6PK1538 ∞ 6PK1893	ALT, (AC), ⇨10/2005 ALT, (AC), ⇨10/2005
2.0 D-4D 4WD	09/01-11/05	1CD-FTV	85	1995	∞ 5PK1120 ∞ 5PK1190 ∞ 5PK884 CT1043 CT1043K1 CT1043K2 CT1043WP1 AP9077	PS, (AC) PS, (AC) ALT CA CA CA CA ALT, (Denso), OE-NO 27060-27040, FOR ALT: 130A
2.0 VVTi 4WD	06/00-11/05	1AZ-FE	110	1998	∞ 7PK1593 ∞ 7PK1933	ALT, (AC) ALT, (AC)
RAV 4 III (ACA3_, ACE_, ALA3_, GSA3_, ZSA3_) 2.0 VVTi 4WD	03/06-	1AZ-FE	112	1998	∞ 7PK1593 ∞ 7PK1920	ALT, (AC) ALT, (AC)
2.0, 2.0 4WD, 2.0 VVTi 4WD	12/08-	3ZR-FAE	109-116	1987	∞ 6PK1230 ∞ 6PK915	ALT, (AC) ALT, (AC)
2.2 D-4D 4WD, 2.2 D-CAT 4WD	03/06-	2AD-FTV	100-130	2231	∞ 7PK1370 ∞ 7PK1867 VD1078 MS40	ALT, (AC) ALT, (AC) FOR ART-NO: VD1078
2.2 D-4D, 2.2 D-4D 4WD	12/08-	2AD-FHV, 2AD-FTV	110	2231	∞ 7PK1370 ∞ 7PK1867 AP9076 VD1078 MS40	ALT, (AC) ALT, (AC) FOR ART-NO: VD1078
2.4 VVTi 4WD	11/05-	2AZ-FE	125	2362	∞ 7PK1910	ALT
RAV 4 IV (ZSA4_, ALA4_) 2.0 D4-D	12/12-	1AD-FTV	91	1998	∞ 7PK1370	ALT, OE-NO 99367-L 1370
2.0 VVTi 4WD	12/12-	3ZR-FAE	111	1987	∞ 6PK1230	ALT
STARLET (P7_) 1.0	10/84-12/89	1E-L	40	999	∞ 4PK815 ∞ 4PK841 CT705 CT706 CT706K1	ALT AC CA, ⇨03/1986 CA, 03/1986⇨ CA, 03/1986⇨
STARLET (P8_) 1.0	12/89-12/92	1E	40	999	∞ 4PK815 ∞ 4PK860 ∞ 4PK920 CT706 CT706K1	ALT AC PS CA CA

					ContiTech	
---	---	---	---	---	-----------	---

TOYOTA						
STARLET (P8_)						
↵ 1.3 12V	12/89-12/92	2E, 2E-E	55	1296	 4PK815	ALT
					 4PK860	AC
					 4PK925	PS
					 CT706	CA
					 CT706K1	CA
1.3 12V CAT	12/89-03/96	2E-E	55	1296	 4PK815	ALT
					 4PK860	AC, ⇄12/1993
					 4PK870	AC, 12/1993⇄
					 4PK925	PS
					 CT695	CA
					 CT695K1	CA
STARLET (EP91)						
1.3	04/96-03/99	4E-FE	55	1332	 4PK1090	PS, (AC)
					 4PK825	ALT
					 4PK875	AC, (-PS)
					 4PK920	PS, (AC)
					 CT828	CA
					 CT828K1	CA
STARLET (KP6_)						
1.0	02/78-09/84	2K	33	993	 AVX10X800	ALT, FOR ALT: 30A
					 AVX10X838	ALT, FOR ALT: 40A, FOR ALT: 45A, ⇄08/1981
					 AVX10X875	ALT, FOR ALT: 40A, FOR ALT: 45A, 08/1981⇄
					 CT705	CA
URBAN CRUISER (NSP1_, NLP1_, ZSP1_, NCP11_)						
1.33	04/09-	1NR-FE	74	1329	 6PK1400	ALT
1.4 D-4D, 1.4 D-4D 4WD	04/09-	1ND-TV	66	1364	 6PK1185	ALT, (AC), OE-NO 90916-02674
					 6PK923	ALT, (AC), OE-NO 90916-02673
VERSO (AUR2_, ZGR2_)						
1.6	04/09-	1ZR-FAE	97	1598	 6PK1230	ALT, (AC)
					 6PK915	ALT, (AC)
1.8	04/09-	2ZR-FAE	108	1798	 6PK1230	ALT, (AC)
					 6PK915	ALT, (AC)
2.0 D-4D	04/09-	1AD-FTV	91-93	1998	 7PK1370	ALT, (AC)
					 7PK1867	ALT, (AC)
					 AP9076	
					 VD1078	
					 MS40	FOR ART-NO: VD1078
2.2 D-4D	04/09-	2AD-FHV	110	2231	 7PK1867	ALT, (AC)
					 AP9076	
					 VD1078	
					 MS40	FOR ART-NO: VD1078
VERSO S (NLP12_, NCP12_, NSP12_)						
1.33	11/10-	1NR-FE	73	1329	 4PK1170	ALT, OE-NO 90916-02696
					 4PK875	ALT, OE-NO 90916-02693
					 4PK900	ALT, OE-NO 90916-02695
1.4 D4-D	11/10-	1ND-TV	66	1364	 6PK925 EXTRA	ALT, (AC)
YARIS (NHP13_, NSP13_, NCP13_, KSP13_, NLP13_)						
1.0	09/11-	1KR-FE	51	998	 6PK1230	ALT, (AC)
					 6PK880	ALT
1.3	09/11-	1NR-FE, 1NR-FKE	73	1329	 4PK1170	ALT, OE-NO 90916-02696
					 4PK875	ALT, (AC)
					 4PK900	ALT, OE-NO 90916-02695
1.4 D-4D	09/11-	1ND-TV	66	1364	 6PK925 EXTRA	ALT, (AC)
1.5 Hybrid	03/12-	1NZ-FXE	55	1497	 4PK1190	ALT
					 6PK759	AC
YARIS (SCP1_, NLP1_, NCP1_)						
1.0 16V	04/99-09/05	1SZ-FE	48-50	998	 4PK1708	ALT, (PS), (-AC), CH-NO JT...
					 4PK1775	ALT, (PS), (AC), CH-NO JT...
					 6PK1733	ALT, (PS), (AC), CH-NO VN...
					 6PK780	ALT, (-PS), (-AC)
1.3	04/02-09/05	2SZ-FE	64	1298	 6PK1775	ALT, WP, PS, AC
					 6PK780	ALT, WP, (-AC)



					ContiTech	
---	---	---	---	---	-----------	---

TOYOTA

YARIS (SCP1_, NLP1_, NCP1_)						
↵ 1.3 16V	11/99-09/05	2NZ-FE, 2SZ-FE	63	1299	∞ ∞ ∞	3PK850 4PK1180 4PK920 PS ALT, (AC) ALT, (AC)
1.4 D-4D	12/01-09/05	1ND-TV	55	1364	∞ ∞ ∞	3PK850 5PK1190 5PK930 PS ALT, (AC) ALT, (AC)
1.5 TS, 1.5 VVT-i TS	04/01-09/05	1NZ-FE	77-78	1497	∞ ∞ ∞ ∞	3PK850 4PK1170 4PK1180 4PK920 PS, ⇨08/2005 ALT, (AC), 06/2003⇨, ⇨08/2005 ALT, (AC), ⇨06/2003 ALT, (AC), ⇨08/2005
YARIS (SCP9_, NSP9_, KSP9_, NCP9_, ZSP9_)						
1.0 VVT-i	08/05-	1KR-FE	51	998	∞ ∞	6PK1210 6PK875 ALT, (AC) ALT, (AC)
1.3 VVT-i	08/05-	2NZ-FE, 2SZ-FE	64	1298	∞ ∞ ⊙	6PK1760 6PK780 AP9076 ALT, MTR-CODE: 2SZ-FE, (AC) ALT, (AC)
1.33 VVT-i	03/09-	1NR-FE	73-74	1329	∞ ∞ ∞ ∞	6PK1138 6PK1145 6PK880 6PK890 ALT, OE-NO 90916W2024 ALT, OE-NO 90916W2023 ALT, OE-NO 90916W2022 ALT, OE-NO 90916W2021
1.4 D-4D	08/05-	1ND-TV	66	1364	∞ ∞ ∞ ∞ ∞ ⊙	6PK1185 6PK1185 6PK1244 6PK923 6PK970 VD1112 ALT, (MANL AC), 11/2008⇨, MTR-CODE: 1ND-TV ALT, (AUTOM-AC), 03/2009⇨, MTR-CODE: 1ND-TV ALT, (MANL AC), 11/2005⇨, ⇨11/2008, MTR-CODE: 1ND-TV ALT, (AC), 11/2008⇨, MTR-CODE: 1ND-TV ALT, (AC), 11/2005⇨, ⇨11/2008, MTR-CODE: 1ND-TV
1.8 VVT-i	01/07-	2ZR-FE	98	1798	∞ ∞	6PK1210 6PK915 ALT, (AC) ALT, (AC)
YARIS VERSO (_NLP2_, _NCP2_)						
1.3	08/99-09/05	2NZ-FE	62-63	1299	∞ ∞ ∞ ∞	3PK850 4PK1170 4PK1180 4PK920 PS ALT, (AC), ⇨09/2005, OE-NO 90916-02569 ALT, (AC), ⇨09/2005 ALT, (AC)
1.4 D-4D	12/01-09/05	1ND-TV	55	1364	∞ ∞ ∞	3PK850 5PK1190 5PK930 OILP ALT, (AC) ALT, (AC)
1.5	03/00-09/05	1NZ-FE	78	1497	∞ ∞ ∞	3PK850 4PK1180 4PK920 PS ALT, (AC) ALT, (AC)

TRABANT

P 601						
0.6	03/70-04/90	P63/64	19	594	∞	AVX10X1000 DYN
P 601 Universal						
0.6	01/66-04/90	P65/66, P63/64	19	594	∞ ∞	AVX10X1000 AVX13X1025 DYN, 01/1970⇨ DYN, ⇨01/1970






























































UAZ



































































469 B						
2.4	09/84-	ZMZ- 402110	59	2445	∞	AVX10X940 ALT
PATRIOT						
2.7	07/04-	ZMZ-409.10	94	2693	∞ ∞	6PK1217 6PK1370 ALT, (AC) ALT, (AC)



































































VAUXHALL

























































AGILA Mk I (A)						
1.2 16V	09/00-03/08	Z 12 XE	55	1199	∞ ∞	5PK1230 5PK1355 ALT, WP ALT, WP, AC
ASTRA GTC Mk VI (J)						
2.0 BiTurbo CDTI	12/12-	A 20 DTR	143	1956	∞	6PK1900 ALT, ⇨CH-NO B8999999
































































					ContiTech	
VAUXHALL						
ASTRA GTC Mk VI (J)						
					 6PK1900	ALT, ⇨CH-NO BG999999
					 6PK1900	ALT, ⇨CH-NO B3999999
					 CT1183	CA
ASTRA Mk III (F)						
1.4 i	09/91-02/98	C 14 NZ	44	1389	 AVX10X913	ALT, ⇨CH-NO S2500015, R5999999, R8999999
					 AVX10X925	ALT, CH-NO S2500015⇨, CH-NO R5999999⇨, CH-NO R8999999⇨
					 5PK985	ALT, PS, ⇨08/1992
					 6PK1460	ALT, PS, 09/1992⇨
					 6PK1800	ALT, PS, AC
					 CT874	CA
					 CT874K1	CA
					 CT874WP2	CA, MTR-NO 19311739⇨
	03/92-02/98	C 14 SE	60	1389	 AVX10X913	ALT, ⇨CH-NO S2500015, R5999999, R8999999
					 AVX10X925	ALT, CH-NO S2500015⇨, CH-NO R5999999⇨, CH-NO R8999999⇨
					 5PK985	ALT, PS, ⇨08/1992
					 6PK1460	ALT, PS, 09/1992⇨
					 6PK1800	ALT, PS, AC
					 CT874	CA
					 CT874K1	CA
					 CT874WP2	CA, ⇨MTR-NO 14254439
1.4 i 16V	02/96-02/98	X 14 XE	66	1389	 6PK1530	ALT, (PS), (-AC)
					 6PK1800	ALT, (PS), (AC)
					 6PK894	ALT, (-PS), (-AC)
					 CT873	CA
					 CT873K1	CA
					 CT873WP4	CA
1.6 i	09/91-02/98	C 16 NZ, E 16 NZ	55	1598	 AVX10X913	ALT, ⇨CH-NO S2500015, R5999999, R8999999
					 AVX10X925	ALT, CH-NO S2500015⇨, CH-NO R5999999⇨, CH-NO R8999999⇨
					 5PK985	ALT, PS, ⇨08/1992
					 6PK1460	ALT, PS, 09/1992⇨
					 6PK1800	ALT, PS, AC
					 CT874	CA
					 CT874K1	CA
					 CT874WP2	CA, MTR-NO 02122350⇨
1.6 i 16V	01/94-02/98	X 16 XEL	74	1598	 AVX10X913	ALT, (-PS), (-AC), ⇨CH-NO S2500015, R5999999, R8999999
					 AVX10X925	ALT, (-PS), (-AC), CH-NO S2500015⇨, CH-NO R5999999⇨, CH-NO R8999999⇨
					 6PK1530	ALT, (PS), (-AC)
					 6PK1800	ALT, (PS), (AC)
					 CT873	CA
					 CT873K1	CA
					 CT873WP4	CA
ASTRA Mk IV (G)						
1.4 16V	02/98-05/05	X 14 XE, Z 14 XE	66	1389	 5PK1212	ALT, (AC)
					 5PK1212K1	ALT, (AC)
					 5PK940	ALT, (AC)
					 5PK940K1	ALT, (-AC)
					 CT975	CA
					 CT975K2	CA, ⇨MTR-NO 02HL5117, 20041690
					 CT975K3	CA, MTR-NO 02HL5118⇨, 20041691⇨
					 CT975WP1	CA, MTR-NO 02MV7225⇨, 20U75999⇨
					 CT975WP3	CA, MTR-NO 02HL5118⇨, 20041691⇨, ⇨MTR-NO 02MV7224, 20U75998
					 CT975WP6	CA, ⇨MTR-NO 02HL5117, 20041690
					 AP9035	
					 AP9082	
1.6	02/98-09/00	X 16 SZR	55	1598	 5PK1212	ALT, AC
						






























































					ContiTech	
VAUXHALL						
ASTRA Mk IV (G)						
					 5PK1212K1  5PK940  5PK940K1  CT874  CT874K1  CT874WP2  AP9003	ALT, AC ALT ALT CA CA CA
	09/00-05/05	Z 16 SE	62	1598	 5PK1212  5PK1212K1  5PK940  5PK940K1  CT874  CT874K1  CT874WP1  CT874WP2  AP9003	ALT, AC ALT, AC ALT ALT CA CA CA, MTR:NO 02MZ5254⇒, 20U75999⇒ CA, ⇒MTR:NO 02MZ5253, 20U75998
1.6 16V, 1.6 Dualfuel	02/98-05/05	X 16 XEL, Z 16 XE	63-74	1598	 5PK1212  5PK1212K1  5PK940  5PK940K1  CT975  CT975K2  CT975K3  CT975WP1  CT975WP3  CT975WP6  AP9003	ALT, (AC) ALT, (AC) ALT, (AC) ALT, (AC) CA CA, ⇒MTR:NO 02HL5117, 20041690 CA, MTR:NO 02HL5118⇒, 20041691⇒ CA, MTR:NO 02MV7225⇒, 20U75999⇒ CA, MTR:NO 02HL5118⇒, 20041691⇒, ⇒MTR:NO 02MV7224, 20U75998 CA, ⇒MTR:NO 02HL5117, 20041690
1.7 CDTI 16V	04/03-05/05	Z 17 DTL	59	1686	 6PK1275  6PK1623  6PK1623D1  CT1078  CT1078K1  AP9044  VD1068  MS31	ALT, (AC) ALT, AC ALT, AC, MTR:NO 0614509⇒ CA CA MTR:NO 0614509⇒ FOR ART:NO: VD1068
1.7 DTI 16V	02/00-05/05	Y 17 DT	55	1686	 6PK1250  6PK1590  CT1014  CT1014K2  CT1014K3  MS31	ALT, (AC) ALT, (AC) CA CA, MTR:NO 328705⇒ CA, ⇒MTR:NO 328704
1.8 16V	02/98-08/05	X 18 XE1, Z 18 XE	85-92	1796	 5PK1212  5PK1212K1  5PK940  5PK940K1  CT975  CT975K2  CT975K3  CT975WP2  CT975WP5  AP9003	ALT, (AC) ALT, (AC) ALT, (AC) ALT, (AC) CA CA, ⇒MTR:NO 02HL5117, 20041690 CA, MTR:NO 02HL5118⇒, 20041691⇒ CA, MTR:NO 02HL5118⇒, 20041691⇒ CA, ⇒MTR:NO 02HL5117, 20041690
ASTRA Mk V (H)						
1.4	01/04-05/09	Z 14 XEP	66	1364	 5PK1230  5PK1355  AP9035  AP9082	ALT, (AC) ALT, AC
1.6	01/04-05/09	Z 16 XER	85	1598	 5PK1450  5PK1546  CT1077  CT1077K1	ALT, (AC) ALT, (AC) CA CA


































































					ContiTech	
VAUXHALL						
ASTRA Mk V (H)						
 1.6, 1.6 Turbo	01/04-	Z 16 XEP, Z 16 LET	77-132	1598	 CT1077WP1	CA
					 5PK1450	ALT, (AC)
					 5PK1546	ALT, (AC)
					 CT1077	CA
					 CT1077K1	CA
	01/04-11/10	Z 17 DTL, Z 17 DTH	59-74	1686	 CT1077WP1	CA
					 VD1106	
					 6PK1275	ALT, (AC)
					 6PK1623	ALT, AC
					 6PK1623D1	ALT, AC
	01/04-11/10	Z 17 DTJ, A 17 DTJ	81	1686	 CT1078	CA
					 CT1078K1	CA
					 AP9044	
					 VD1068	
					 MS31	FOR ART-NO: VD1068
	01/04-05/09	Z 18 XE	92	1796	 6PK1250	ALT, (AC)
					 6PK1605	ALT, (AC)
					 CT1178	CA
					 CT1178K1	CA
					 AP9044	
	01/04-05/09	Z 18 XER, A 18 XER	103	1796	 VD1117	
					 5PK1212	ALT, (AC)
					 5PK1212K1	ALT, (AC)
					 5PK940	ALT, (AC)
					 5PK940K1	ALT, (AC)
	01/04-05/09	Z 19 DT	88	1910	 CT975	CA, MTR-CODE: Z18XE
					 CT975K3	CA, MTR-CODE: Z18XE
					 CT975WP2	CA, MTR-CODE: Z18XE
					 5PK1355	ALT, (AC)
					 5PK1450	ALT, (AC)
	01/04-05/09	Z 19 DTH	110	1910	 CT1077	CA
					 CT1077K1	CA
					 CT1077WP1	CA
					 6PK1050	ALT, (AC)
					 6PK1370	ALT, (AC), ⇨CH-NO 78104400, 7G
	02/05-11/10	Z 19 DTH	110	1910	 6PK1370	ALT, (AC), ⇨CH-NO 72172468, 75189052
					 6PK1370K1	ALT, (AC), ⇨CH-NO 72172468, 75189052
					 6PK1370K1	ALT, (AC), ⇨CH-NO 78104400, 7G
					 6PK1380	ALT, (AC), CH-NO 72172469⇨, CH-NO 75189053⇨
					 6PK1380	ALT, (AC), CH-NO 78104401⇨, CH-NO 7G⇨
	02/05-11/10	Z 19 DTH	110	1910	 CT1106	CA, MTR-CODE: Z19DT
					 CT1106K1	CA, MTR-CODE: Z19DT
					 CT1106WP1	CA, MTR-CODE: Z19DT
					 AP9017	
					 AP9028	
	02/05-11/10	Z 19 DTH	110	1910	 VD1065	⇨CH-NO 5545149
					 MS30	FOR ART-NO: VD1065, ⇨MTR-NO 17205096
					 6PK1050	ALT, (AC)
					 6PK1050D1	ALT, (AC), CH-NO 72156709⇨, CH-NO 75189053⇨, CH-NO 78104401⇨
					 6PK1370	ALT, (AC), ⇨CH-NO 78104400, 7G
	02/05-11/10	Z 19 DTH	110	1910	 6PK1370	ALT, (AC), ⇨CH-NO 72172468, 75189052
					 6PK1370D1	ALT, (AC), MTR-NO 72156709⇨, 75189053⇨, 78104401⇨, OE-NO 93 185 361
					 6PK1370K1	ALT, (AC), ⇨CH-NO 72172468, 75189052
					 6PK1370K1	ALT, (AC), ⇨CH-NO 78104400, 7G
					 6PK1380	ALT, (AC), CH-NO 72172469⇨, CH-NO 75189053⇨
	02/05-11/10	Z 19 DTH	110	1910	 CT1105	CA, MTR-CODE: Z19DTH
					 CT1105K3	CA, MTR-CODE: Z19DTH
					 CT1105WP2	CA, MTR-CODE: Z19DTH
						



































































					ContiTech	
VAUXHALL						
ASTRA Mk V (H)						
					 AP9017  AP9028  VD1065  VD1067  MS30	⇨CH-NO 72156708, 75189052, 78104400 CH-NO 72156709⇨, CH-NO 75189053⇨, CH-NO 78104401⇨, CH-NO 8B000001⇨ FOR ART-NO: VD1067, VD1065, ⇨MTR-NO 17205096
ASTRA Mk VI (J)						
1.4	12/09-	A 14 XER	74	1398	 5PK1212  5PK1334  5PK1397  6PK1205  6PK1400	ALT, (AC), CH-NO C000001⇨, CH-NO C100001⇨, CH-NO C300001⇨, CH-NO C800001⇨, CH-NO CG00001⇨ ALT, (AC), CH-NO C0⇨, CH-NO C1⇨, CH-NO C3⇨, CH-NO C8⇨, CH-NO CG⇨, OE-NO 1340017 ALT, (AC), CH-NO C0000001⇨, CH-NO C1000001⇨, CH-NO C3000001⇨, CH-NO C8000001⇨, CH-NO CG000001⇨, ⇨CH-NO C0, C1, C3, C8, CG, OE-NO 1340018, 1340053 ALT, (AC), ⇨CH-NO B3999999, B8999999, BG999999 ALT, (AC), ⇨CH-NO B3999999, B8999999, BG999999
1.6	12/09-	A 16 XER	85	1598	 4PK643 ELAST  6PK1453  6PK1555  CT1077  CT1077K1	PS ALT, (AC) ALT, (AC), ⇨CH-NO B..99 CA CA
1.7 CDTI	06/12-	A 17 DTJ, A 17 DTC, A 17 DTE, A 17 DTS, A 17 DTF	81-96	1686	 6PK1244  6PK1715  CT1178  CT1178K1  VD1117	ALT, (AC) ALT, (AC) CA CA
2.0 BiTurbo CDTI	12/12-	A 20 DTR	143	1956	 6PK1900  6PK1900  6PK1900  CT1183	ALT, ⇨CH-NO B3999999 ALT, ⇨CH-NO BG999999 ALT, ⇨CH-NO B8999999 CA
2.0 CDTi	08/11-	A 20 DTH	121	1956	 6PK1905  CT1105  CT1105K3	ALT, ⇨CH-NO B3999999, B8999999, BG999999 CA CA
CASCADA						
2.0 CDTI	02/13-	A 20 DTR	143	1956	 CT1183	CA
CAVALIER Mk III						
1.6	09/88-05/93	16 SV	60	1598	 AVX10X913  AVX13X875  5PK975  5PK990  6PK1460  6PK1800  CT558  CT558WP1  CT874  CT874K1  CT874WP2	ALT AC, ⇨08/1992 ALT, PS, ⇨CH-NO M11693, M5178236 ALT, PS, CH-NO M1169326⇨ ALT, PS, 09/1992⇨ ALT, PS, AC, 09/1992⇨ CA, ⇨MTR-NO 02J22349 CA, ⇨MTR-NO 02J22349 CA, MTR-NO 02J22350⇨ CA, MTR-NO 02J22350⇨ CA, MTR-NO 02J22350⇨
1.8	09/88-10/90	18 SV, C 18 NZ	66	1796	 AVX10X1000  AVX10X690  AVX10X800  AVX10X925  AVX10X940  AVX13X875  CT720  CT720WP1  CT866  CT866K1	ALT, FOR ALT: 90A, ⇨08/1990 PS, (AC) PS ALT, FOR ALT: 70A ALT, FOR ALT: 90A, 09/1990⇨ AC CA, ⇨MTR-NO (14/25)142838 CA, ⇨MTR-NO 14142838 CA, MTR-NO (14/25)142839⇨ CA, MTR-CODE: C18NZ, MTR-NO 14142839⇨




























































					ContiTech			
VAUXHALL								
COMBO Mk II (C, F25) ↳ 1.3 CDTi 16V	10/05-11/11	Z 13 DTJ	55	1248		6PK1180	ALT, (-AC)	
						6PK1180K1	ALT, (-AC)	
						6PK1318	ALT, (AC)	
						AP9035		
						AP9082		
COMBO Mk III (D) 1.3 CDTi	11/11-	A 13 FD	66	1248		AP9054		
						AP9082		
CORSA Mk I (B) 1.0 i 12V	11/96-09/00	X 10 XE	40	973		5PK1230	ALT, PS	
						5PK1355	ALT, PS, AC	
	1.2 i	03/93-09/00	X 12 SZ, C 12 NZ	33	1195		AVX10X913	ALT
							6PK1460	ALT, PS, 09/1992⇄
							6PK1800	ALT, PS, AC
							CT874	CA
							CT874K1	CA
							CT874WP2	CA
	1.2 i 16V	03/98-09/00	X 12 XE	48	1199		5PK1230	ALT, (-AC)
							5PK1355	ALT, PS, AC
	1.4 i	03/93-09/00	C 14 NZ, X 14 SZ	44	1389		AVX10X913	ALT
							6PK1460	ALT, PS, 09/1992⇄
							6PK1800	ALT, PS, AC
							CT874	CA
							CT874K1	CA
							CT874WP2	CA
	1.4 i 16V	09/94-09/00	X 14 XE	66	1389		6PK1530	ALT, PS, MTR-CODE: X14XE
							6PK1800	ALT, PS, AC, MTR-CODE: X14XE
							6PK894	ALT, MTR-CODE: X14XE
							CT873	CA, MTR-CODE: X14XE
							CT873K1	CA, MTR-CODE: X14XE
							CT873WP4	CA, MTR-CODE: X14XE
CORSA Mk II (C) (W5L, F08) 1.0 12V	09/00-10/03	Z 10 XE	43	973		5PK1230	ALT	
						5PK1355	ALT, AC	
						AP9035		
						AP9082		
	11/03-10/06	Z 10 XEP	44	998		5PK1230	ALT	
						5PK1355	ALT, AC	
	1.2 16V, 1.2 16V Dualfuel	09/00-10/06	Z 12 XE	55	1199		5PK1230	ALT
							5PK1355	ALT, AC
							AP9035	
							AP9082	
	1.2 Twinport	07/04-10/06	Z 12 XEP	59	1229		5PK1230	ALT, (-AC)
							5PK1355	ALT, (AC), ⇄CH-NO 36152608
							5PK1370	ALT, (AC), CH-NO 36152609⇄
	1.3 CDTi 16V	08/00-09/06	Z 13 DT	52	1248		6PK1180	ALT
							6PK1180K1	ALT
							6PK1318	ALT, AC
							AP9035	
							AP9082	
	1.4 16V	09/00-10/06	Z 14 XE	66	1389		5PK1212	ALT, (AC)
							5PK1212K1	ALT, (AC)
							5PK940	ALT, (-AC)
							5PK940K1	ALT, (-AC)
						CT975	CA	
						CT975K3	CA	
CORSA Mk III (D) (L_8) 1.0, 1.0 i 12V	11/06-	Z 10 XEP, A 10 XEP	44-48	998		5PK1230	ALT, (-AC)	
						5PK1355	ALT, (AC)	































































					ContiTech		
VAUXHALL							
CORSA Mk III (D) (L_8)							
1.2	11/06-	Z 12 XEP	59	1229	 5PK1230	ALT, (AC)	
					 5PK1355	ALT, (AC)	
1.2 i 16V	11/06-	A 12 XER	63	1229	 5PK1200	ALT, (AC)	
					 5PK1334	ALT, (AC)	
1.3 CDTI	07/06-	Z 13 DTH, Z 13 DTJ, A 13 DTC	55-66	1248	 6PK1180	ALT, (AC)	
					 6PK1180K1	ALT, (AC)	
				 6PK1318	ALT, (AC)		
				 AP9035			
				 AP9082			
	06/10-	A 13 DTE, Z 13 DTE, A 13 DTR	70	1248	 AP9035		
1.4	09/09-	A 14 XEL, A 14 XER	64-74	1398	 5PK1200	ALT, (AC)	
					 5PK1334	ALT, (AC)	
	07/06-	Z 14 XEP	66	1364	 5PK1230	ALT, (AC)	
				 5PK1370	ALT, (AC)		
1.6 VXR	02/07-	Z 16 LER, A 16 LER	141	1598	 5PK1450	ALT, (AC)	
					 5PK1546	ALT, (AC)	
					 CT1077	CA	
					 CT1077K1	CA	
					 CT1077WP1	CA	
					 VD1106		
CORSAVAN Mk I (B)							
1.4 i	01/94-09/00	C 14 NZ	44	1389	 AVX10X913	ALT	
					 6PK1460	ALT, PS	
					 6PK1800	ALT, PS, AC	
					 CT874	CA	
					 CT874K1	CA	
					 CT874WP2	CA	
CORSAVAN Mk II (C)							
1.2 16V Dualfuel	08/01-06/06	Z 12 XE	55	1199	 AP9035		
					 AP9082		
INSIGNIA							
1.8	07/08-09/13	A 18 XER	103	1796	 6PK1453	ALT, (AC)	
					 6PK1555	ALT, (AC)	
					 CT1077	CA	
					 CT1077K1	CA	
					 CT1077WP1	CA	
2.0 Biturbo CDTI, 2.0 Biturbo CDTI 4x4	03/12-	A 20 DTR	143	1956	 6PK1847 EXTRA	ALT, (ELECTR PS), CH-NO C1000001⇨	
					 6PK1900	ALT, (-ELECTR PS), CH-NO C1000001⇨	
					 6PK1900	ALT, ⇨CH-NO B1999999	
					 CT1183	CA	
2.0 CDTI, 2.0 CDTI 4x4	07/08-	A 20 DTE, A 20 DTH, A 20 DTJ	96-120	1956	 6PK1847 EXTRA	ALT, (ELECTR PS), CH-NO C1000001⇨	
					 6PK1900	ALT, (-ELECTR PS), CH-NO C1000001⇨	
					 6PK1900	ALT, ⇨CH-NO B1999999	
					 CT1105	CA	
					 CT1105K3	CA	
					 CT1105WP2	CA	
MERIVA Mk I (A)							
1.4 16V Twinport	01/03-10/09	Z 14 XEP	66	1364	 5PK1230	ALT, (AC)	
					 5PK1355	ALT, (AC), ⇨CH-NO 44001048	
					 5PK1370	ALT, (AC), CH-NO 44001049⇨	
1.6 i	01/03-06/10	Z 16 SE	64	1598	 5PK1212	ALT, AC	
					 5PK1212K1	ALT, AC	
					 5PK940	ALT, (AC)	
					 5PK940K1	ALT, (AC)	
					 CT874	CA	
					 CT874K1	CA, MTR-CODE: Z16SE	
					 CT874WP1	CA, MTR-CODE: Z16SE	
1.6 i 16V	01/03-09/05	Z 16 XE	74	1598	 5PK1212	ALT, (AC)	
					 5PK1212K1	ALT, (AC)	
					5PK940	ALT, (AC)	
					5PK940K1	ALT, (AC)	








					ContiTech		
VAUXHALL							
MERIVA Mk I (A)							
					 CT975	CA	
					 CT975K3	CA	
					 CT975WP1	CA	
	1.6 i 16V Twinport	05/03-06/10	Z 16 XEP	77	1598	 5PK1450  5PK1546  CT1077  CT1077K1  CT1077WP1  VD1106	ALT, (-AC) ALT, AC CA, MTR-CODE: Z16XEP, Z16LET CA CA
MERIVA Mk II (B)							
1.4	06/10-	A 14 XER, B 14 XER	74	1398	 5PK1397  6PK1210  6PK1400	ALT, (AC), CH-NO C4000001⇨ ALT, (-AC) ALT, (AC), CH-NO B4999999⇨	
OMEGA (B)							
2.0 16V	03/94-09/99	X 20 XEV	100	1998	 6PK1725  6PK1725K1  6PK1900  CT870  CT870K1  CT870WP2	ALT ALT ALT, AC CA CA CA	
2.5 V6	03/94-09/00	X 25 XE	125	2498	 6PK1900  6PK2020  6PK2260  CT884  CT884K1  CT990  CT990K1  CT990K2	ALT, WP, PS ALT, WP, AC, PS, CH-NO S1059679⇨ ALT, WP, AC, PS, ⇨CH-NO S1059678 CA, ⇨08/1998, ⇨MTR-NO 08300418 CA, ⇨MTR-NO 08300418 CA, 09/1998⇨, MTR-NO 08300419⇨ CA, MTR-NO 08300419⇨, ⇨MTR-NO 08578511 CA, MTR-NO 08578512⇨	
TIGRA Mk I (F07)							
1.4 16V	07/94-12/00	X 14 XE	66	1389	 6PK1530  6PK1800  6PK894  CT873  CT873K1  CT873WP4	ALT, PS, MTR-CODE: X14XE ALT, PS, AC, MTR-CODE: X14XE ALT, MTR-CODE: X14XE CA, MTR-CODE: X14XE CA, MTR-CODE: X14XE CA, MTR-CODE: X14XE	
TIGRA TwinTop							
1.4	06/04-08/09	Z 14 XEP	66	1364	 5PK1230  5PK1370	ALT, PS, (-AC) ALT, PS, AC	
VECTRA (B)							
1.6 i 16V	08/95-10/01	X 16 XEL, Z 16 XE, Y 16 XE	74	1598	 6PK1530  6PK1800  CT873  CT873K1  CT873WP1  CT873WP4  AP9003	ALT ALT, AC CA CA CA, MTR-NO 02MZ5254⇨, 20U75999⇨ CA, ⇨MTR-NO 02MZ5253, 20U75998	
1.8 i 16V	10/95-09/00	X 18 XE, X 18 XE1	85	1796	 6PK1725  6PK1900  CT870  CT870K1  CT870WP2  CT873  CT873K1  CT873WP2	ALT ALT, AC CA, MTR-CODE: X18XE CA, MTR-CODE: X18XE CA, MTR-CODE: X18XE CA, MTR-CODE: X18XE1 CA, MTR-CODE: X18XE1 CA, MTR-CODE: X18XE1	
2.0 Di 16V	08/95-10/01	X 20 DTL	60	1995	 6PK1800  6PK1900  VD1031  MS03	ALT ALT, AC FOR ART-NO: VD1031	
2.0 i 16V	10/95-01/01	X 20 XEV	100	1998	 6PK1725  6PK1725K1  6PK1900  6PK1900K1	ALT ALT ALT, AC ALT, AC	
							

















































					ContiTech	
VAUXHALL						
VECTRA (B)						
					 CT870	CA
					 CT870K1	CA
					 CT870WP2	CA
	2.2 i 16V	09/00-07/03	Z 22 SE	108	2198	 5PK1030 ALT, (AC)  5PK880 ALT, (-AC)
VECTRA Mk II (C) GTS						
1.8	01/06-07/08	Z 18 XER	103	1796	 5PK1450 ALT, (-AC)  5PK1546 ALT, (AC), ⇨ MTR-NO 51999999, 58999999  5PK1570 ALT, (AC), MTR-NO 61000001 ⇨  CT1077 CA  CT1077K1 CA  CT1077WP1 CA  VD1106	
1.8 16V	08/02-07/08	Z 18 XE	90	1796	 5PK1240 ALT, (AC), OE-NO 6340600  5PK1255 ALT, (AC), OE-NO 6340667  5PK940 ALT, (AC)  5PK940K1 ALT, (AC)  CT975 CA  CT975K3 CA  CT975WP2 CA  AP9003	
1.9 CDTI	08/02-07/08	Z 19 DT	88	1910	 6PK1050 ALT, (-AC)  6PK1413 ALT, (AC)  CT1106 CA, MTR-CODE: Z19DT, Z19DTL  CT1106K1 CA, MTR-CODE: Z19DT, Z19DTL  CT1106WP1 CA, MTR-CODE: Z19DT, Z19DTL  AP9017  AP9028  VD1065 ⇨ CH-NO 5545149  MS30 FOR ART-NO: VD1065	
1.9 CDTI 16V	04/04-07/08	Z 19 DTH	110	1910	 6PK1050 ALT, (AC)  6PK1050D1 ALT, (AC), CH-NO 71021892 ⇨  6PK1413 ALT, AC  6PK1413D2 ALT, AC, CH-NO 71021892 ⇨  CT1105 CA, MTR-CODE: Z19DTH  CT1105K3 CA, MTR-CODE: DTH  CT1105WP2 CA, MTR-CODE: DTH  AP9017  AP9028  VD1065 ⇨ CH-NO 71021891, 48999999  VD1067 CH-NO 71021892 ⇨  MS30 FOR ART-NO: VD1067	
2.0 DTI 16V	08/02-07/08	Y 20 DTH	74	1995	 6PK1805 ALT, (-AC)  6PK1880 ALT, AC  VD1031  MS03 FOR ART-NO: VD1031	
2.2 16V	08/02-07/08	Z 22 SE	108	2198	 5PK1030 ALT, (AC)  5PK880 ALT, (-AC)	
VIVARO (F7)						
1.9 DI	08/01-12/06	F9Q 762	59	1870	 5PK1125 ALT, (-AC)  5PK1125K1 ALT, (-AC)  6PK1795 ALT, (AC)  6PK1795K1 ALT, (AC)  6PK1795K2 ALT, (AC)  CT1025 CA  CT1025K1 CA  CT1025WP2 CA  AP9039  AP9043	
1.9 DTI	08/01-12/06	F9Q 760	74	1870	 5PK1125 ALT, (-AC)  5PK1125K1 ALT, (-AC)	

					ContiTech	
VAUXHALL						
VIVARO (F7) ↔						
					 6PK1795  6PK1795K1  CT1025  CT1025K1  CT1025WP2  AP9039  AP9043  VD1101  VD1118	ALT, (AC) ALT, (AC) CA CA CA CA (AC) (-AC)
2.0 16V	08/01-12/06	F4R 720	88	1998	 5PK1125  5PK1125K1  6PK1795  6PK1795K1  CT1130  AP9039  AP9043	ALT, (AC), MTR-CODE: F4R 720, F4R 820 ALT, (AC), MTR-CODE: F4R 720, F4R 820 ALT, (AC), MTR-CODE: F4R 720, F4R 820 ALT, (AC), MTR-CODE: F4R 720, F4R 820 CA, MTR-CODE: F4R 720, F4R 820
2.0 CDTI	01/06-07/14	M9R 780, M9R 782, M9R 788, M9R 630, M9R 786	66-84	1995	 7PK1741  7PK1970  7PK1970  7PK2000	ALT, (AC), (-POWER TAKE OFF) ALT, (AC), (POWER TAKE OFF), OE-NO 93161809, 4431667 ALT, (AC), (POWER TAKE OFF) ALT, (AC), (POWER TAKE OFF), OE-NO 93198427, 4434866
2.5 CDTI	08/06-07/14	G9U 630	107	2464	 7PK1795  7PK1834  CT1046  CT1046K1  AP9039  AP9047	ALT ALT, (AC), (POWER TAKE OFF), OE-NO 4434612, 8200778717 CA CA
2.5 DTI	07/03-07/14	G9U 730, G9U 630	99	2463	 6PK1153  7PK1795  CT1046  CT1046K1  AP9039  AP9047	ALT, (AC) ALT, (AC) CA CA MTR-CODE: G9U 630
ZAFIRA Mk I (A) (F75)						
1.6 16V	04/99-08/05	X 16 XEL, Z 16 XE	74	1598	 5PK1212  5PK1212  5PK1212K1  5PK1212K1  5PK1255  5PK940  5PK940K1  CT975  CT975K2  CT975K3  CT975WP1  CT975WP3  CT975WP6  AP9003	ALT, (AC) ALT, (AC), FOR ALT: 100A, CH-NO 229999999↔, CH-NO 2H9999999↔ ALT, (AC) ALT, (AC), FOR ALT: 100A, CH-NO 229999999↔, CH-NO 2H9999999↔ ALT, (AC), FOR ALT: 100A, ↔CH-NO 129999999, 1H9999999 ALT, (AC) ALT, (AC) CA CA, ↔MTR-NO 02HL5117, 20041690 CA, MTR-NO 02HL5118↔, 20041691↔ CA, MTR-NO 02MV7225↔, 20U75999↔ CA, MTR-NO 02HL5118↔, 20041691↔, ↔MTR-NO 02MV7224, 20U75998 CA, ↔MTR-NO 02HL5117, 20041690
1.8 16V	09/00-08/05	Z 18 XE	92	1796	 5PK1212  5PK1212K1  5PK1255  5PK940  5PK940K1  CT975  CT975K2	ALT, (AC), FOR ALT: 120A ALT, (AC), FOR ALT: 120A ALT, (AC), FOR ALT: 100A MTR-CODE: Z18XE, ALT, (AC) MTR-CODE: Z18XE, ALT, (AC) CA CA, ↔MTR-NO 02HL5117, 20041690
↔						


































































					ContiTech		
VAUXHALL							
ZAFIRA Mk I (A) (F75)							
 2.0 DTI 16V	04/99-08/05	Y 20 DTH	74	1995	 CT975K3	CA, MTR-NO 02HL5118➡, 20041691➡	
					 CT975WP2	CA, MTR-NO 02HL5118➡, 20041691➡	
					 CT975WP5	CA, ➡MTR-NO 02HL5117, 20041690	
					 AP9003		
					 6PK1800	ALT, (-AC)	
					 6PK1800D1	ALT, (-AC)	
					 6PK1863	ALT, (AC), ➡CH-NO 2H019030, 22109974	
					 6PK1863D1	ALT, (AC), ➡CH-NO 2H019030, 22109974	
					 6PK1873	ALT, (AC), CH-NO 2H019031➡, CH-NO 22109975➡	
					 6PK1873D1	ALT, (AC), CH-NO 2H019031➡, CH-NO 22109975➡	
 6PK1873K3	ALT, (AC), CH-NO 2H019031➡, CH-NO 22109975➡						
 VD1031							
 MS03	FOR ART-NO: VD1031						
ZAFIRA Mk II (B) (M75)							
1.6	07/05-	Z 16 XEP, Z 16 XE1	77	1598	 5PK1450	ALT, (-AC)	
					 5PK1546	ALT, AC	
					 CT1077	CA	
					 CT1077K1	CA	
					 CT1077WP1	CA	
	 VD1106						
	12/07-	Z 16 XER, A 16 XER	85	1598	 5PK1450	ALT, (-AC)	
					 5PK1546	ALT, (AC)	
					 CT1077	CA	
					 CT1077K1	CA	
 CT1077WP1					CA		
1.7 CDTI	01/08-	A 17 DTR, Z 17 DTJ, A 17 DTJ	81-92	1686	 6PK1250	ALT, (-AC)	
					 6PK1605	ALT, (AC)	
					 CT1178	CA	
					 CT1178K1	CA	
					 AP9044		
 VD1117							
1.8	04/05-	Z 18 XER, A 18 XER	103	1796	 5PK1450	ALT, (-AC)	
					 5PK1546	ALT, (AC)	
					 CT1077	CA	
					 CT1077K1	CA	
					 CT1077WP1	CA	
1.9 CDTI	07/05-	Z 19 DTL	74	1910	 6PK1054	ALT, (-AC)	
					 6PK1370	ALT, (AC), ➡CH-NO 72207929, 7G150345	
					 6PK1370K1	ALT, (AC), ➡CH-NO 72207929, 7G150345	
					 6PK1380	ALT, (AC), CH-NO 72207930, 7G150346➡	
					 CT1106	CA	
		 CT1106K1	CA				
		 VD1065					
		 MS30	FOR ART-NO: VD1065				
		Z 19 DT, Z 19 DTH	88-110	1910	 6PK1050	ALT, (-AC)	
					 6PK1050D1	ALT, (-AC), CH-NO 72156709➡, CH-NO 7G150346➡	
	 6PK1370				ALT, (AC), ➡CH-NO 72212298, 7G150345		
	 6PK1370D1				ALT, (AC), CH-NO 72156709➡, CH-NO 75189053➡, CH-NO 78104401➡, OE-NO 93 185 361		
	 6PK1370K1				ALT, (AC), ➡CH-NO 72212298, 7G150345		
						 6PK1380	ALT, (AC), CH-NO 72212299➡, CH-NO 7G150346➡
						 CT1105	CA, MTR-CODE: Z19DTH
 CT1105K3						CA, MTR-CODE: Z19DTH	
 CT1105WP2						CA, MTR-CODE: Z19DTH	
 AP9017							


































































					ContiTech	
---	---	---	---	---	-----------	---































































VAUXHALL						
 ZAFIRA Mk II (B) (M75)					 AP9028	
					 VD1065	⇒CH-NO 72156708, 7G150345
					 VD1067	CH-NO 72156709⇒, CH-NO 7G150346⇒
					 MS30	FOR ART-NO: VD1067, VD1065, ⇒MTR-NO 17205096
ZAFIRA Mk III (P12) 2.0 BiTurbo CDTi	01/13-	A 20 DTR	143	1956	 6PK1893	ALT
					 CT1183	CA

VOLVO						
240 (P242, P244, P245) 2.3	08/80-07/87	B 23 A, B 230 F	82-83	2315	 AVX10X920	ALT, (AC), 2X
					 AVX10X935	PS, (AC)
					 AVX13X1075	AC, (PS)
					 AVX13X975	AC
					 CT643	CA
2.3 i CAT	08/86-07/93	B 230 F	85	2316	 CT643K1	CA
					 AVX10X910	ALT
					 AVX10X920	ALT, (AC), 2X
					 AVX10X935	PS, (AC)
					 AVX10X940	PS
					 AVX13X1075	AC, (PS)
					 AVX13X975	AC
					 CT643	CA, ⇒12/1992
					 CT643K1	CA, ⇒12/1992
					 CT825	CA, 01/1993⇒
440 K (445) 1.7	08/89-12/96	B 18 FP	75	1721	 CT825K1	CA, 01/1993⇒
					 3PK590	ALT, (PS), (AC), ⇒CH-NO 656031
					 4PK582	ALT, (PS), (AC), CH-NO 656032⇒
					 6PK1153	ALT, (PS), (AC)
					 6PK1548	AC, (PS)
					 6PK1555	ALT, (PS), (AC)
					 6PK850	ALT, (-PS), (-AC)
					 CT684	CA
					 CT684K1	CA
1.8	08/91-07/96	B 18 U	66	1794	 3PK590	ALT, (PS), (AC), ⇒CH-NO 656031
					 4PK582	ALT, (PS), (AC), CH-NO 656032⇒
					 6PK1153	ALT, (PS), (AC)
					 6PK1548	AC, (PS)
					 6PK1555	ALT, (PS), (AC)
					 6PK850	ALT, (-PS), (-AC)
					 CT684	CA, OILP
					 CT684K1	CA, OILP
1.9 Turbo-Diesel	07/94-12/96	D 19 T	66	1870	 6PK1153	ALT
					 6PK1180	ALT, AC
					 CT604	CA
					 CT604K1	CA
2.0	08/93-07/96	B 20 F	80	1998	 6PK1153	AC
					 6PK1270	ALT, PS
					 6PK1548	
					 6PK844	ALT
					 CT840	CA
					 CT840K1	CA
460 L (464) 1.7	09/88-07/96	B 18 KP	64	1721	 3PK590	ALT, (PS), (AC), ⇒CH-NO 656031
					 4PK582	ALT, (PS), (AC), CH-NO 656032⇒
					 6PK1153	ALT, (PS), (AC)
					 6PK1548	AC, (PS)
					 6PK1555	ALT, (PS), (AC)
					 6PK850	ALT, (-PS), (-AC)



					ContiTech		
VOLVO							
460 L (464)							
1.8	08/91-07/96	B 18 U	66	1794		CT684	CA
						CT684K1	CA
						3PK590	ALT, (PS), (AC), ⇨CH-NO 656031
						4PK582	ALT, (PS), (AC), CH-NO 656032⇨
						6PK1153	ALT, (PS), (AC)
						6PK1548	AC, (PS)
						6PK1555	ALT, (PS), (AC)
						6PK850	ALT, (-PS), (-AC)
						CT684	CA, OILP
						CT684K1	CA, OILP
1.9 Turbo-Diesel	07/94-07/96	D 19 T	66	1870		6PK1153	ALT
						6PK1180	ALT, AC
						CT604	CA
						CT604K1	CA
2.0	08/93-07/96	B 20 F	80	1998		3PK600	ALT, (AC)
						6PK1153	ALT, PS
						6PK1548	
						6PK1555	ALT, PS, AC
						6PK844	ALT
						CT840	CA
						CT840K1	CA
740 (744, 745)							
2.3	08/84-07/88	B 230 E	96	2316		AVX10X875	PS, (AC)
						AVX10X920	ALT, 2X
						AVX10X935	PS, ⇨12/1987
						AVX10X950	PS, 01/1988⇨
						AVX13X975	AC
						CT643	CA
	08/87-07/92	B 230 F	85	2316		AVX10X1000	ALT, (AC)
						AVX10X1000	PS
						AVX10X925	ALT
						AVX13X975	AC
						CT643	CA
						CT643K1	CA
850 (LS, LW)							
2.0	08/94-12/96	B 5202 S	93	1984		6PK1256	ALT, (-AC), (AUTOM)
						6PK1270	ALT, (-AC), (MANL)
						6PK1623	ALT, (AC), ⇨MTR-NO 565356
						6PK1743	ALT, (AC), MTR-NO 565357⇨
						CT854	CA, ⇨MTR-NO 131154
						CT854K1	CA, ⇨MTR-NO 131154
						CT855	CA, MTR-NO 131155⇨
						CT855K1	CA, MTR-NO 131155⇨
	06/91-07/94	B 5252	103	2435		6PK1256	ALT, (-AC), (AUTOM)
						6PK1270	ALT, (-AC), (MANL)
						6PK1623	ALT, (AC), ⇨MTR-NO 565356
						6PK1743	ALT, (AC), MTR-NO 565357⇨
						CT854	CA, ⇨MTR-NO 131154
						CT854K1	CA, ⇨MTR-NO 131154
						CT855	CA, MTR-NO 131155⇨
						CT855K1	CA, MTR-NO 131155⇨
	08/94-12/96	B 5252 FS	106	2435		6PK1256	ALT, PS, (AUTOM)
						6PK1270	ALT, PS, (MANL)
						6PK1623	ALT, PS, AC, ⇨MTR-NO 565356
						6PK1743	ALT, PS, AC, MTR-NO 565357⇨
						CT854	CA, ⇨MTR-NO 131154
						CT854K1	CA, ⇨MTR-NO 131154
						CT855	CA, MTR-NO 131155⇨
						CT855K1	CA, MTR-NO 131155⇨
08/91-12/96	B 5254 S	125	2435		6PK1256	ALT, (-AC), (AUTOM)	
					6PK1270	ALT, (-AC), (MANL)	
























































					ContiTech	
VOLVO						
850 (LS, LW) 					 6PK1623  6PK1743  CT737  CT737K1  CT759  CT759K1	ALT, (AC), ⇨MTR-NO 565356 ALT, (AC), MTR-NO 565357⇨ CA, ⇨MTR-NO 131154 CA, ⇨MTR-NO 131154 CA, MTR-NO 131155⇨ CA, MTR-NO 131155⇨
940 II (944, 945) 2.3	08/90-12/94	B 230 FB	96	2316	 AVX10X1000  AVX10X1000  AVX10X925  AVX13X950  AVX13X975  CT643  CT643K1  CT825  CT825K1	ALT, (AC) PS ALT AC, 01/1993⇨ AC, ⇨12/1992 CA, ⇨12/1992 CA, ⇨12/1992 CA, 01/1993⇨ CA, 01/1993⇨
2.3, 2.3 ti	08/94-10/98	B 230 FB, B 230 FD, B 230 FK	85-96	2316	 11,9X1013Ld  11,9X885Ld  11,9X885Ld  AVX10X925  AVX10X925  AVX13X950  AVX13X975  CT825  CT825K1	ALT, (AC) ALT, (AC), 4#NAME?, CH-NO 174394⇨ ALT, (AC), 5#NAME?, CH-NO 117442⇨ ALT, (AC), ⇨CH-NO 117441, 5#NAME? ALT, (AC), ⇨CH-NO 174393, 4#NAME? AC, (AUTOM) AC, (MANL) CA CA
C30 1.6	10/06-12/12	B 4164 S3	74	1596	 5PK868 ELAST  6PK1059 ELAST  6PK1059 ELAST T2  CT881  CT881K3  CT881K5  CT881WP2	AC ALT ALT, (AC) CA CA, ⇨08/2009 CA, 08/2009⇨ CA, ⇨08/2009
1.6 D	10/06-12/12	D 4164 T	80	1560	 6PK800  6PK800K1  6PK976  6PK976K1  CT1092  CT1092K1  CT1092WP1  AP9029  VD1094  MS08	ALT, (AC) ALT, (AC), ⇨CH-NO 503827 ALT, (AC) ALT, (AC) CA CA CA CA ALT, (Denso), FOR ALT: 120A, ALT-No: 104210-3511, 104210-3512, 104210-3513 ⇨CH-NO 219999 FOR ART-NO: VD1094
1.6 D2	10/10-12/12	D 4162 T	84	1560	 6PK962  CT1162  CT1162K1  CT1162WP1	ALT CA CA CA
1.8	10/06-12/12	B 4184 S11	92	1798	 5PK705 ELAST  5PK705 ELAST T1  6PK1249 ELAST  6PK1306	AC AC ALT, CH-NO 73765⇨ ALT, ⇨CH-NO 73764
2.0	10/06-12/12	B 4204 S3	107	1999	 5PK705 ELAST  5PK705 ELAST T1  6PK1249 ELAST  6PK1306	AC AC ALT, CH-NO 73765⇨ ALT, ⇨CH-NO 73764
2.0 D	10/06-12/12	D 4204 T	100	1998	 6PK1217  6PK1217K1  CT1091  CT1091K1  CT1091WP1	ALT, AC ALT, AC CA CA CA
































































					ContiTech	
VOLVO						
C30 					 AP9029	ALT, (Denso), FOR ALT: 120A, ALT-No: 104210-3511, 104210-3512, 104210-3513
C70 I						
2.0 T	03/00-09/02	B 5204 T4	120	1984	 6DPK1825  6DPK1841  6DPK1841  6DPK1853  CT979  CT979K1  CT979K2  CT979WP1  CT979WP2  AP9041	ALT, (AC), (⇒1999) ALT, (AC), (⇒1999) ALT, (AC), (⇒2000) ALT, (AC), (⇒2000) CA CA, ⇒MTR-NO 3192745 CA, MTR-NO 3192746⇒ CA, ⇒MTR-NO 3192745 CA, MTR-NO 3192746⇒
2.5 T	03/97-09/02	B 5254 T, B 5244 T	142	2435	 6DPK1825  6DPK1841  6DPK1853  6PK1256  6PK1270  6PK1743  CT759  CT759K1  CT979  CT979K1  CT979K2  CT979WP1  CT979WP2  AP9041  VD1102	ALT, (AC), (1999) ALT, (AC), (1999) ALT, (AC), (2000-) ALT, (AC), (AUTOM), (1998) ALT, (AC), (MANL), (1998) ALT, (AC), (1998) CA, ⇒MTR-NO 1266127 CA, ⇒MTR-NO 1266127 CA, MTR-NO 1266128⇒ CA, MTR-NO 1266128⇒, ⇒MTR-NO 3192745 CA, MTR-NO 3192746⇒ CA, MTR-NO 1266128⇒, ⇒MTR-NO 3192745 CA, MTR-NO 3192746⇒
C70 II						
2.0 D	01/08-	D 4204 T	100	1997	 6PK1217  6PK1217K1  CT1091  CT1091K1  CT1091WP1  AP9029	ALT ALT CA CA CA ALT, (Denso), FOR ALT: 120A, ALT-No: 104210-3511, 104210-3512, 104210-3513
2.4, 2.4 i	03/06-	B 5244 S4, B 5244 S5	103-125	2435	 5PK847  5PK890  CT979  CT979K2  CT979WP2	AC ALT CA CA CA
D5	03/06-	D 5244 T8, D 5244 T13	132	2400	 5PK847  5PK890  CT1010  CT1010K1  CT1010WP1  MS39	AC ALT CA CA CA
S40 I (VS)						
1.6	03/99-12/03	B 4164 S2	80	1587	 6DPK1841  6PK1613  6PK1623  6PK1750  6PK1760  CT759  CT759K1  CT979  CT979K1  CT979WP1  AP9051  VD1102	ALT, (AC), 01/2000⇒ ALT, (AC), ⇒MTR-NO 1440994 ALT, (AC), MTR-NO 1440995⇒, ⇒12/1999 ALT, (AC), ⇒MTR-NO 1440994 ALT, (AC), MTR-NO 1440995⇒, ⇒12/1999 CA, ⇒MTR-NO 1219110 CA, ⇒MTR-NO 1219110 CA, MTR-NO 1219111⇒, ⇒MTR-NO 2816209 CA, MTR-NO 1219111⇒ CA, MTR-NO 1219111⇒ MODEL '03⇒, CH-NO 920000⇒, ⇒CH-NO 999999, CH-NO 1-⇒




































































VOLVO


































































S40 | (VS)



































































	09/95-08/99	B 4164 S	77	1588	         	6PK1613 6PK1623 6PK1750 6PK1760 CT759 CT759K1 CT979 CT979K1 CT979WP1 AP9051 VD1102	ALT, PS, ⇨MTR-NO 1440994 ALT, PS, MTR-NO 1440995⇨ ALT, PS, AC, ⇨MTR-NO 1440994 ALT, PS, AC, MTR-NO 1440995⇨ CA, ⇨MTR-NO 1219110 CA, ⇨MTR-NO 1219110 CA, MTR-NO 1219111⇨ CA, MTR-NO 1219111⇨ CA, MTR-NO 1219111⇨ MODEL '03⇨, CH-NO 920000⇨, ⇨CH-NO 999999, CH-NO 1-⇨
1.8	03/99-12/03	B 4184 S2, B 4184 S9	90	1783	     	6DPK1841 CT979 CT979K1 CT979WP1 AP9051 VD1102	ALT CA CA CA CH-NO CH920000⇨
	07/95-08/99	B 4184 S, B 4184 S3	85	1731	          	6PK1613 6PK1623 6PK1750 6PK1760 CT759 CT759K1 CT979 CT979K1 CT979WP1 AP9051 VD1102	ALT, PS, ⇨MTR-NO 1440994 ALT, PS, MTR-NO 1440995⇨ ALT, PS, AC, ⇨MTR-NO 1440994 ALT, PS, AC, MTR-NO 1440995⇨ CA, ⇨MTR-NO 1219110 CA, ⇨MTR-NO 1219110 CA, MTR-NO 1219111⇨ CA, MTR-NO 1219111⇨ CA, MTR-NO 1219111⇨ CH-NO CH920000⇨
1.8 i	03/98-12/03	B 4184 SM	92	1834	     	4PK780 5PK1090 5PK1345 CT941 CT941K1 AP9051	ALT PS, (-AC) PS, (AC) CA CA
1.9 DI	07/00-12/03	D 4192 T4	75	1870	       	5PK1121 EXTRA 6PK1795 6PK1795K2 CT1025 CT1025K1 CT1025WP2 AP9039 AP9052	ALT, (-AC) ALT, (AC) ALT, (AC), MTR-NO 39862⇨ CA CA CA
		D 4192 T3	85	1870	        	5PK1121 EXTRA 6PK1795 6PK1795K2 CT1025 CT1025K1 CT1025WP2 AP9039 AP9043 AP9052	ALT, (AC) ALT, (AC) ALT, (AC), MTR-NO 39862⇨ CA CA CA
1.9 TD	07/95-08/99	D 4192 T	66	1870	     	6PK1138 6PK1642 6PK1642K1 CT935 CT935K1 CT935K2 CT966 AP9039	ALT, PS ALT, PS, AC ALT, PS, AC CA, MTR-NO 3535⇨, (SEE BELT SPEC), (HTD2) CA, MTR-NO 20 560⇨, (SEE BELT SPEC), (HTD2) CA, MTR-NO 20 560⇨, (SEE BELT SPEC), (HTD2) CA, ⇨MTR-NO 3534



































































					ContiTech	
VOLVO						
S40 I (VS)						
2.0	07/95-12/03	B 4204 S, B 4204 S2	100	1948	 AP9052  6DPK1841  6PK1613  6PK1623  6PK1750  6PK1760  CT759  CT759K1  CT979  CT979K1  CT979WP1  AP9051  VD1102	ALT, MTR-CODE: B4204S2 ALT, PS, ⇨ MTR-NO 1440994, MTR-CODE: B4204S ALT, PS, MTR-NO 1440995⇨, MTR-CODE: B4204S ALT, PS, AC, ⇨ MTR-NO 1440994, MTR-CODE: B4204S ALT, PS, AC, MTR-NO 1440995⇨, MTR-CODE: B4204S CA, ⇨ MTR-NO 1219110 CA, ⇨ MTR-NO 1219110 CA, MTR-NO 1219111⇨ CA, MTR-NO 1219111⇨ CA, MTR-NO 1219111⇨ CH-NO CH920000⇨
	07/95-08/99	B 4204 S	103	1948	 6PK1613  6PK1623  6PK1750  6PK1760  CT759  CT759K1  CT979  CT979K1  CT979WP1  AP9051  VD1102	ALT, PS, ⇨ MTR-NO 1440994 ALT, PS, MTR-NO 1440995⇨ ALT, PS, AC, ⇨ MTR-NO 1440994 ALT, PS, AC, MTR-NO 1440995⇨ CA, ⇨ MTR-NO 1219110 CA, ⇨ MTR-NO 1219110 CA, MTR-NO 1219111⇨ CA, MTR-NO 1219111⇨ CA, MTR-NO 1219111⇨ CH-NO CH920000⇨
S40 II (MS)						
1.6	01/05-	B 4164 S3	74	1596	 5PK868 ELAST  6PK1059 ELAST  6PK1059 ELAST T2  CT881  CT881K2  CT881K3  CT881K5  CT881WP1  CT881WP2	AC ALT ALT, (AC) CA CA, ⇨ CH-NO 115002 CA, CH-NO 115003⇨, ⇨ 08/2009 CA, 08/2009⇨ CA, ⇨ CH-NO 115002 CA, CH-NO 115003⇨, ⇨ 08/2009
	01/05-	D 4164 T	81	1560	 6PK800  6PK800K1  6PK976  6PK976K1  CT1092  CT1092K1  CT1092WP1  AP9029  VD1094  MS08	ALT, (AC) ALT, (AC), ⇨ CH-NO 503827 ALT, (AC) ALT, (AC) CA CA CA ALT, (Denso), FOR ALT: 120A, ALT-No: 104210-3511, 104210-3512, 104210-3513 FOR ART-NO: VD1094
1.6 D2	10/10-	D 4162 T	84	1560	 6PK962  CT1162  CT1162K1  CT1162WP1	ALT CA CA CA
1.8, 1.8 FlexFuel	04/04-	B 4184 S8, B 4184 S11	92	1798	 5PK705 ELAST  5PK705 ELAST T1  6PK1249 ELAST  6PK1306	AC AC ALT, CH-NO 395829⇨ ALT, ⇨ CH-NO 395828
2.0 D	01/04-	D 4204 T	100	1998	 6PK1217  6PK1217K1  CT1091  CT1091K1  CT1091WP1  AP9029	ALT, AC ALT, AC CA CA CA ALT, (Denso), FOR ALT: 120A, ALT-No: 104210-3511,




































































					ContiTech	
---	---	---	---	---	-----------	---




































































VOLVO						
S40 II (MS)						
2.4	01/04-	B 5244 S5	103	2435	 5PK847  5PK890  CT979  CT979K2  CT979WP2	104210-3512, 104210-3513 AC ALT CA CA CA
		B 5244 S4	125	2435	 5PK847  5PK890  CT979  CT979K2  CT979WP2  AP9041	AC ALT CA CA CA CA
	01/04-	B 5254 T3	162	2521	 5PK847  5PK890  CT979  CT979K2  CT979WP2	AC ALT CA CA CA
	04/04-	B 5254 T3	162	2521	 5PK847  5PK890  CT979  CT979K2  CT979WP2	AC ALT CA CA CA
S60 I						
2.0 T	07/00-04/10	B 5204 T5	132	1984	 6DPK1841  CT979  CT979K1  CT979K2  CT979WP1  CT979WP2  AP9041  VD1102	ALT, PS, AC CA CA, ⇨ MTR-NO 3188688 CA, MTR-NO 3188689⇨ CA, ⇨ MTR-NO 3188688 CA, MTR-NO 3188689⇨
					 6DPK1841  CT979  CT979K1  CT979K2  CT979WP1  CT979WP2  VD1102	ALT, PS, AC CA CA, ⇨ MTR-NO 3188688 CA, MTR-NO 3188689⇨ CA, ⇨ MTR-NO 3188688 CA, MTR-NO 3188689⇨ 01/2003⇨
2.4 Bifuel	06/02-04/10	B 5244 SG2	103	2435	 6DPK1825  6DPK1841  CT1010  CT1010K1  CT1010WP1  AP9033  AP9041  MS39	ALT, CH-NO 545225⇨ ALT, ⇨ CH-NO 545224 CA CA CA FOR ART-NO: VD1077
					 6DPK1841  CT1010  CT1010K1  CT1010WP1  AP9041  MS39	ALT, PS, AC CA CA CA FOR ART-NO: VD1077
2.4 D	12/01-04/10	D 5244 T2	96	2401	 6DPK1825  6DPK1841  CT1010  CT1010K1  CT1010WP1  AP9041	ALT, CH-NO 545225⇨ ALT, ⇨ CH-NO 545224 CA CA CA
					 6DPK1841  CT1010  CT1010K1	ALT CA CA
2.4 D5	09/05-04/10	D 5244 T7	93	2400	 6DPK1841  CT1010  CT1010K1	ALT CA CA
					 6DPK1825  6DPK1841  CT1010 CT1010K1 AP9041	ALT, CH-NO 545225⇨ ALT, ⇨ CH-NO 545224 CA CA CA
2.4 D5	09/05-01/09	D 5244 T5	120	2400	6DPK1825 6DPK1841 CT1010 CT1010K1 CT1010WP1 AP9041	ALT, CH-NO 545225⇨ ALT, ⇨ CH-NO 545224 CA CA CA
					6DPK1841 CT1010 CT1010K1	ALT CA CA
2.4 D5	07/01-04/10	D 5244 T	120	2401	6DPK1841 CT1010 CT1010K1	ALT CA CA































































					ContiTech		
VOLVO							
S60 I							
					 CT1010WP1  AP9033  AP9041  MS39	CA FOR ART-NO: VD1077	
	09/05-04/10	D 5244 T4	136	2401	 6DPK1841  CT1010  CT1010K1  CT1010WP1  AP9041  MS39	ALT CA CA CA FOR ART-NO: VD1077	
	2.4, 2.4 T	11/00-04/10	B 5244 S2, B 5244 S, B 5244 T3	103-147	2435	 6DPK1841  CT979  CT979K1  CT979K2  CT979WP1  CT979WP2  AP9041  VD1102	ALT, PS, AC CA CA, ⇨MTR-NO 3188688 CA, MTR-NO 3188689⇨ CA, ⇨MTR-NO 3188688 CA, MTR-NO 3188689⇨
2.5 T	02/04-04/10	B 5254 T2	154	2521	 6DPK1841  CT979  CT979K1  CT979K2  CT979WP1  CT979WP2  AP9033  AP9041  VD1102	ALT, PS, AC CA CA, ⇨MTR-NO 3188688 CA, MTR-NO 3188689⇨ CA, ⇨MTR-NO 3188688 CA, MTR-NO 3188689⇨	
S60 II							
D3	04/10-04/12	D 5204 T2, D 5204 T3	120	1984	 3PK628 ELAST  3PK628 ELAST  5PK1121 EXTRA  5PK628 ELAST  CT1010  CT1010K1  CT1010WP1  MS39	AC, MTR-CODE: D5204T3 AC, MTR-CODE: D5204T2, CH-NO 194⇨ ALT AC, MTR-CODE: D5204T2, ⇨CH-NO 193 CA CA CA	
	05/12-	D 5204 T7	100	1984	 3PK628 ELAST  5PK1121 EXTRA  CT1010  CT1010K1  CT1010WP1  MS39	AC ALT CA CA CA	
D4	05/12-	D 5204 T3	120	1984	 3PK628 ELAST  3PK628 ELAST  5PK1121 EXTRA  5PK628 ELAST  CT1010  CT1010K1  CT1010WP1  MS39	AC, MTR-CODE: D5204T2, CH-NO 194⇨ AC, MTR-CODE: D5204T3 ALT AC, MTR-CODE: D5204T2, ⇨CH-NO 193 CA CA CA	
D5	04/14-	D 5244 T23	169	2400	 3PK628 ELAST  5PK1121 EXTRA  CT1010  CT1010K1  CT1010WP1  MS39	AC ALT CA CA CA	
D5 AWD	04/14-	D 5244 T23	169	2400	 3PK628 ELAST  5PK1121 EXTRA CT1010 CT1010K1 CT1010WP1	AC ALT CA CA CA	
							



































































					ContiTech							
VOLVO												
S60 II												
 DRIVE / D2	01/11-	D 4162 T	84	1560	 MS39							
					 6PK962	ALT						
					 CT1162	CA						
					 CT1162K1	CA						
					 CT1162WP1	CA						
S70 (LS)												
2.4 T5 AWD	11/96-04/99	B 5254 T	142	2435	 6PK1256	ALT, (-AC), (AUTOM)						
					 6PK1270	ALT, (-AC), (MANL)						
					 6PK1750	ALT, (AC)						
					 CT759	CA, ⇨ MTR-NO 1266127						
					 CT759K1	CA, ⇨ MTR-NO 1266127						
					 CT979	CA, MTR-NO 1266128⇨						
					 CT979K1	CA, MTR-NO 1266128⇨, ⇨ MTR-NO 3192745						
					 CT979K2	CA, MTR-NO 3192746⇨						
					 CT979WP1	CA, MTR-NO 1266128⇨, ⇨ MTR-NO 3192745						
					 CT979WP2	CA, MTR-NO 3192746⇨						
					 AP9041							
					2.4 Turbo	01/97-11/00	B 5254 T, B 5244 T	142	2435	 6DPK1825	ALT, (-AC), (1999)	
										 6DPK1841	ALT, (AC), (1999)	
 6DPK1853	ALT, (AC), (2000-)											
 6PK1256	ALT, (-AC), (AUTOM), (1997,1998)											
 6PK1270	ALT, (-AC), (MANL), (1997,1998)											
 6PK1743	ALT, (AC), (1997,1998)											
 CT759	CA, ⇨ MTR-NO 1266127											
 CT759K1	CA, ⇨ MTR-NO 1266127											
 CT979	CA, MTR-NO 1266128⇨											
 CT979K1	CA, MTR-NO 1266128⇨, ⇨ MTR-NO 3192745											
 CT979K2	CA, MTR-NO 3192746⇨											
 CT979WP1	CA, MTR-NO 1266128⇨, ⇨ MTR-NO 3192745											
 CT979WP2	CA, MTR-NO 3192746⇨											
 AP9041												
2.5 TDI	01/97-11/00	D 5252 T	103	2461						 6PK1432	ALT, (-AC)	
					 6PK1685	ALT, (AC)						
					 CT914	INJP						
					 CT914K1	INJP						
					 CT939	CA						
					 CT939K3	CA						
					 CT939WP6	CA						
					 AP9033							
					 VD1002							
					 MS09	FOR ART-NO: VD1002						
					 MS42	FOR ART-NO: VD1002						
					S80 I (TS, XY)							
					2.0 T	12/99-07/06	B 5204 T5	132	1984	 6DPK1825	ALT, ⇨ CH-NO 44276	
										 6DPK1841	ALT, CH-NO 44277⇨	
 CT979	CA											
 CT979K1	CA, ⇨ MTR-NO 3188688											
 CT979K2	CA, MTR-NO 3188689⇨											
 CT979WP1	CA, ⇨ MTR-NO 3188688											
 CT979WP2	CA, MTR-NO 3188689⇨											
 AP9041												
 VD1102	01/2003⇨											
2.0, 2.0 T	06/98-07/06	B 5204 T4, B 5204 T3	120-166	1984						 6DPK1825	ALT, PS, ⇨ 03/1999	
					 6DPK1841	ALT, PS, AC, ⇨ 07/1999						
					 6DPK1841	ALT, PS, 03/1999⇨						
					 6DPK1853	ALT, PS, AC, 07/1999⇨						
					 6DPK1853	ALT, PS, 07/1999⇨						
					 CT979	CA						
					 CT979K1	CA, ⇨ MTR-NO 3188688						
					 CT979K2	CA, MTR-NO 3188689⇨						
					 CT979WP1	CA, ⇨ MTR-NO 3188688						




































































					ContiTech	
VOLVO						
S80 I (TS, XY)						
					 CT979WP2  AP9041  VD1102	CA, MTR-NO 3188689⇒ 01/2003⇒
2.4	01/99-07/06	B 5244 S, B 5244 S2	103-125	2435	 6DPK1825  6DPK1841  6DPK1841  6DPK1853  6DPK1853  CT979  CT979K1  CT979K2  CT979WP1  CT979WP2  AP9041  VD1102	ALT, PS, ⇒03/1999 ALT, PS, 03/1999⇒ ALT, PS, AC, ⇒07/1999 ALT, PS, AC, 07/1999⇒ ALT, PS, 07/1999⇒ CA CA, ⇒MTR-NO 3188688 CA, MTR-NO 3188689⇒ CA, ⇒MTR-NO 3188688 CA, MTR-NO 3188689⇒
2.4 D5	08/01-07/06	D 5244 T	120	2401	 6DPK1841  CT1010  CT1010K1  CT1010WP1  AP9033  AP9041  MS39	ALT CA CA CA FOR ART-NO: VD1077
2.5 TDI	01/99-07/06	D 5252 T	103	2461	 6PK1432  6PK1685  6PK1795  CT914  CT914K1  CT939  CT939K3  CT939WP6  AP9033  AP9041  VD1002  MS09  MS42	ALT, (AC) ALT, (AC), ⇒CH-NO 116809 ALT, (AC), CH-NO 116810⇒ INJP INJP CA CA CA FOR ART-NO: VD1002 FOR ART-NO: VD1002
2.8 T6	05/98-07/06	B 6284 T	200	2783	 6DPK1841  6DPK1841  6DPK1853  6DPK1853  CT902  CT982  CT982K1  AP9041	ALT, PS, ⇒06/1999 ALT, PS, AC, ⇒06/1999 ALT, PS, AC, 07/1999⇒ ALT, PS, 07/1999⇒ CA, ⇒12/1999 CA, 01/2000⇒ CA, 01/2000⇒, ⇒12/2002
S80 II (AS)						
2.5 T	09/12-	B 5254 T14	183	2497	 3PK628 ELAST  5PK1094  CT979  CT979K2  CT979WP2	AC ALT CA CA CA
	01/12-	B 5254 T12	187	2497	 3PK628 ELAST  5PK1094  CT979  CT979K2  CT979WP2	PS ALT CA CA CA
	03/06-	B 5254 T6	147	2521	 3PK628 ELAST  5PK1094  5PK628 ELAST  CT979  CT979K2  CT979WP2	AC, CH-NO 143571⇒ ALT AC, ⇒CH-NO 143570 CA, MTR-CODE: B5254T6 CA, MTR-CODE: B5254T6 CA
D5	03/06-	D 5244 T4	136	2400	 3PK628 ELAST	AC, CH-NO 134101⇒




































































					ContiTech	
VOLVO						
S80 II (AS)						
					 5PK1121 EXTRA  5PK628 ELAST  CT1010  CT1010K1  CT1010WP1  MS39	ALT AC, ⇨ CH-NO 134100 CA, 08/2006⇨ CA CA
V40						
D2	03/12-	D 4162 T	84	1560	 6PK962  CT1162  CT1162K1  CT1162WP1	ALT CA CA CA
D3	03/12-03/15	D 5204 T6	110	1984	 5PK860  5PK890  CT1010  CT1010K1  CT1010WP1  MS39	AC ALT CA CA CA
D4	03/12-	D 5204 T4	130	1984	 5PK860  5PK890  CT1010  CT1010K1  CT1010WP1  MS39	AC ALT CA CA CA
T2 GTDi	03/13-	B 4164 T4	88	1596	 6PK1555  CT881  CT881K6	ALT CA CA
T3 GTDi	03/12-	B 4164 T3	110	1596	 6PK1555  CT881  CT881K6	ALT CA CA
T4	07/13-	B 5204 T8	132	1984	 5PK860  5PK890  CT979  CT979K2  CT979WP2	AC ALT CA CA CA
T4 AWD	07/13-	B 5204 T8	132	1984	 5PK860  5PK890  CT979  CT979K2  CT979WP2	AC ALT CA CA CA
T4 GTDi	03/12-	B 4164 T	132	1596	 6PK1555  CT881  CT881K6	ALT CA CA
T5	12/12-	B 5204 T9, B 5254 T12	157- 187	1984- 2497	 5PK860  5PK890  CT979  CT979K2  CT979WP2	AC ALT CA CA CA
T5 AWD	01/13-	B 5204 T9, B 5254 T12	157- 187	1984- 2497	 5PK860  5PK890  CT979  CT979K2  CT979WP2	AC ALT CA CA CA
V40 (VW)						
1.6	03/99-06/04	B 4164 S2	80	1587	 6DPK1841  CT979  CT979K1  CT979WP1  AP9051	ALT, AC, PS CA CA CA
	12/95-08/99	B 4164 S	77	1588	 6PK1613  6PK1623  6PK1750	ALT, PS, ⇨ MTR-NO 1440994 ALT, PS, MTR-NO 1440995⇨ ALT, PS, AC, ⇨ MTR-NO 1440994
						



































































					ContiTech	
VOLVO						
V40 (VW)						
1.8					 6PK1760  CT759  CT759K1  CT979  CT979K1  CT979WP1  AP9051	ALT, PS, AC, MTR-NO 1440995⇒ CA, ⇒MTR-NO 1266195 CA, ⇒MTR-NO 1266195 CA, MTR-NO 1266196⇒ CA, MTR-NO 1266196⇒ CA, MTR-NO 1266196⇒ CA, MTR-NO 1266196⇒
	03/99-06/04	B 4184 S2, B 4184 S9	90	1783	 6DPK1841  CT979  CT979K1  CT979WP1  AP9051  VD1102	ALT CA CA CA CH-NO CH920000⇒
	07/95-08/99	B 4184 S, B 4184 S3	85	1731	 6PK1613  6PK1623  6PK1750  6PK1760  CT759  CT759K1  CT979  CT979K1  CT979WP1  AP9051  VD1102	ALT, PS, ⇒MTR-NO 1440994 ALT, PS, MTR-NO 1440995⇒ ALT, PS, AC, ⇒MTR-NO 1440994 ALT, PS, AC, MTR-NO 1440995⇒ CA, ⇒MTR-NO 1266195 CA, ⇒MTR-NO 1266195 CA, MTR-NO 1266196⇒ CA, MTR-NO 1266196⇒ CA, MTR-NO 1266196⇒ CA, MTR-NO 1266196⇒ CH-NO CH920000⇒
1.8 i	03/98-06/04	B 4184 SM	92	1834	 4PK780  5PK1090  5PK1345  CT941  CT941K1  AP9051	ALT PS, (AC) PS, (AC) CA CA
1.9 DI	03/99-07/00	D 4192 T2	70	1870	 6PK1138  6PK1642  6PK1642K1  CT940  CT940K1  CT940K2  AP9039  AP9052	ALT, (AC) ALT, (AC) ALT, (AC) CA CA CA
	07/00-06/04	D 4192 T4	75	1870	 5PK1121 EXTRA  6PK1795  6PK1795K2  CT1025  CT1025K1  CT1025WP2  AP9039  AP9052	ALT, WP, PS ALT, WP, PS, AC ALT, WP, PS, AC, MTR-NO 39862⇒ CA CA, MTR-CODE: D4192T4 CA, MTR-CODE: D4192T4
		D 4192 T3	85	1870	 5PK1121 EXTRA  6PK1795  6PK1795K2  CT1025  CT1025K1  CT1025WP2  AP9039  AP9052	ALT, WP, PS ALT, WP, PS, AC ALT, WP, PS, AC, MTR-NO 39862⇒ CA CA, MTR-CODE: D4192T3 CA, MTR-CODE: D4192T3
1.9 T4	05/97-07/00	B 4194 T	147	1855	 6PK1613  6PK1623  6PK1750  6PK1760  CT759  CT759K1  CT979	ALT, PS, ⇒MTR-NO 1440994 ALT, PS, MTR-NO 1440995⇒ ALT, PS, AC, ⇒MTR-NO 1440994 ALT, PS, AC, MTR-NO 1440995⇒ CA, ⇒MTR-NO 1219753 CA, ⇒MTR-NO 1219753 CA, MTR-NO 1219754⇒

































































					ContiTech	
VOLVO						
V40 (VW)						
1.9 TD	07/95-08/99	D 4192 T	66	1870	 CT979K1	CA, MTR-NO 1219754⇒
					 CT979WP1	CA, MTR-NO 1219754⇒
					 AP9051	
					 VD1102	CH-NO CH920000⇒
					 6PK1138	ALT, PS
					 6PK1642	ALT, PS, AC
					 6PK1642K1	ALT, PS, AC
					 CT935	CA, MTR-NO 3535⇒, (SEE BELT SPEC), (HTD2)
					 CT935K1	CA, MTR-NO 20 560⇒, (SEE BELT SPEC), (HTD2)
					 CT935K2	CA, MTR-NO 20 560⇒, (SEE BELT SPEC), (HTD2)
2.0	07/95-06/04	B 4204 S, B 4204 S2	100	1948	 CT966	CA, ⇒MTR-NO 3534
					 AP9039	
					 AP9052	
					 6DPK1841	ALT, MTR-CODE: B4204S2
					 6PK1613	ALT, PS, ⇒MTR-NO 1440994, MTR-CODE: B4204S
					 6PK1623	ALT, PS, MTR-NO 1440995⇒, MTR-CODE: B4204S
					 6PK1750	ALT, PS, AC, ⇒MTR-NO 1440994, MTR-CODE: B4204S
					 6PK1760	ALT, PS, AC, MTR-NO 1440995⇒, MTR-CODE: B4204S
					 CT759	CA, ⇒MTR-NO 1266195
					 CT759K1	CA, ⇒MTR-NO 1266195
2.0	07/95-08/99	B 4204 S	103	1948	 CT979	CA, MTR-NO 1266196⇒
					 CT979K1	CA, MTR-NO 1266196⇒
					 CT979WP1	CA, MTR-NO 1266196⇒
					 AP9051	
					 VD1102	CH-NO CH920000⇒
					 6PK1613	ALT, PS, ⇒MTR-NO 1440994
					 6PK1623	ALT, PS, MTR-NO 1440995⇒
					 6PK1750	ALT, PS, AC, ⇒MTR-NO 1440994
					 6PK1760	ALT, PS, AC, MTR-NO 1440995⇒
					 CT759	CA, ⇒MTR-NO 1266195
2.0 T	10/97-07/00	B 4204 T	118	1948	 CT759K1	CA, ⇒MTR-NO 1266195
					 CT979	CA, MTR-NO 1266196⇒
					 CT979K1	CA, MTR-NO 1266196⇒
					 CT979WP1	CA, MTR-NO 1266196⇒
					 AP9051	
					 VD1102	CH-NO CH920000⇒
					 6PK1613	ALT, PS, ⇒MTR-NO 1440994
					 6PK1623	ALT, PS, MTR-NO 1440995⇒
					 6PK1750	ALT, PS, AC, ⇒MTR-NO 1440994
					 6PK1760	ALT, PS, AC, MTR-NO 1440995⇒
2.0 T	06/01-06/04	B 4204 T3	120	1948	 CT759	CA, ⇒MTR-NO 1219753
					 CT759K1	CA, ⇒MTR-NO 1219753
					 CT979	CA, MTR-NO 1219754⇒
					 CT979K1	CA, MTR-NO 1219754⇒
					 CT979WP1	CA, MTR-NO 1219754⇒
					 AP9051	
					 VD1102	CH-NO CH920000⇒
					 6DPK1841	ALT
					 CT979	CA
					V50 (MW)	01/05-
 CT979WP1	CA					
 AP9051						
 VD1102	CH-NO CH920000⇒					
 6PK800	ALT, (AC)					
 6PK800K1	ALT, (AC), ⇒CH-NO 503827					
 6PK976	ALT, (AC)					
 6PK976K1	ALT, (AC)					

						ContiTech	
VOLVO							
V50 (MW)							
						CT1092	CA
						CT1092K1	CA
						CT1092WP1	CA
						AP9029	ALT, (Denso), FOR ALT: 120A, ALT-No: 104210-3511, 104210-3512, 104210-3513
						VD1094	
						MS08	FOR ART-NO: VD1094
1.6 D2	01/10-	D 4162 T	84	1560		6PK962	ALT
						CT1162	CA
						CT1162K1	CA
						CT1162WP1	CA
1.8, 1.8 FlexFuel	04/04-	B 4184 S8, B 4184 S11	92	1798		5PK705 ELAST	AC
						5PK705 ELAST T1	AC
						6PK1249 ELAST	ALT, CH-NO 415545⇄
						6PK1306	ALT, ⇄CH-NO 415544
2.0	10/06-	B 4204 S3	107	1999		5PK705 ELAST	AC
						5PK705 ELAST T1	AC
						6PK1249 ELAST	ALT, CH-NO 415545⇄
						6PK1306	ALT, ⇄CH-NO 415544
2.0 D	04/04-	D 4204 T	100	1998		6PK1217	ALT, AC
						6PK1217K1	ALT, AC
						CT1091	CA
						CT1091K1	CA
						CT1091WP1	CA
						AP9029	ALT, (Denso), FOR ALT: 120A, ALT-No: 104210-3511, 104210-3512, 104210-3513
2.4	04/04-	B 5244 S4, B 5244 S5	103-125	2435		5PK847	AC
						5PK890	ALT
						CT979	CA
						CT979K2	CA
						CT979WP2	CA
2.4 D5	03/06-	D 5244 T8, D 5244 T13	132	2400		5PK847	AC
						5PK890	ALT
						CT1010	CA
						CT1010K1	CA
						CT1010WP1	CA
						MS39	
D3	10/10-	D 5204 T5	110	1984		5PK847	AC
						5PK890	ALT
						CT1010	CA
						CT1010K1	CA
						CT1010WP1	CA
						MS39	
V60							
1.6 DRIVE	06/11-	D 4162 T	84	1560		6PK962	ALT
						CT1162	CA
						CT1162K1	CA
						CT1162WP1	CA
2.4 Hybrid D6 AWD	06/12-	D 5244 T15, D82PHEV	158	2400		5PK1121 EXTRA	ALT
						CT1010	CA
						CT1010K1	CA
						CT1010WP1	CA
						MS39	
D3	12/12-	D 5204 T7	100	1984		3PK628 ELAST	AC
						5PK1121 EXTRA	ALT
						CT1010	CA
						CT1010K1	CA
						CT1010WP1	CA
D3 / D4	09/10-	D 5204 T2, D 5204 T3	120	1984		3PK628 ELAST	MTR-CODE: D5204T3, AC
						3PK628 ELAST	MTR-CODE: D5204T2, CH-NO 1147⇄, AC
						5PK1121 EXTRA	ALT
							

					ContiTech		
VOLVO							
V60 					 5PK628 ELAST  CT1010  CT1010K1  CT1010WP1  MS39	MTR-CODE: D5204T2, ⇨CH-NO 1146, AC CA CA CA	
	D4 AWD	12/12-	D 5244 T17, D 5244 T12	120-133	2400	 3PK628 ELAST  5PK1121 EXTRA  CT1010  CT1010K1  CT1010WP1	AC ALT CA CA CA
	D5	04/14-	D 5244 T23	169	2400	 3PK628 ELAST  5PK1121 EXTRA  CT1010  CT1010K1  CT1010WP1	AC ALT CA CA CA
	D5 AWD	04/14-	D 5244 T15, D 5244 T23	169	2400	 3PK628 ELAST  5PK1121 EXTRA  CT1010  CT1010K1  CT1010WP1	AC ALT CA CA CA
	T3	09/10-	B 4164 T3	110	1596	 6PK1555  CT881  CT881K6	ALT CA CA
	V70 I (LV)						
2.0	01/97-03/00	B 5202 S	93	1984	 6DPK1825	ALT, PS, 07/1998⇨, ⇨03/1999	
					 6DPK1841	ALT, PS, 03/1999⇨	
					 6DPK1841	ALT, PS, AC, 07/1998⇨, ⇨07/1999	
					 6DPK1853	ALT, PS, 07/1999⇨	
2.4	01/97-05/00	B 5254 S, B 5244 S	125	2435	 6DPK1853	ALT, PS, AC, 07/1999⇨	
					 6PK1256	ALT, PS, (AUTOM), ⇨06/1998	
					 6PK1270	ALT, PS, (MANL), ⇨06/1998	
					 6PK1733	ALT, PS, AC, 01/1998⇨, ⇨06/1998	
					 6PK1743	ALT, PS, AC, ⇨12/1997	
					 CT855	CA, ⇨MTR-NO 1266127	
					 CT855K1	CA, ⇨MTR-NO 1266127	
					 CT981	CA, MTR-NO 1266128⇨	
					 CT981K1	CA, MTR-NO 1266128⇨	
					 6DPK1825	ALT, PS, 07/1998⇨, ⇨03/1999	
					 6DPK1841	ALT, PS, 03/1999⇨	
					 6DPK1841	ALT, PS, AC, 07/1998⇨, ⇨07/1999	
					 6DPK1853	ALT, PS, 07/1999⇨	
					 6DPK1853	ALT, PS, AC, 07/1999⇨	
					 6PK1256	ALT, PS, (AUTOM), ⇨06/1998	
					 6PK1270	ALT, PS, (MANL), ⇨06/1998	
 6PK1733	ALT, PS, AC, 01/1998⇨, ⇨06/1998						
 6PK1743	ALT, PS, AC, ⇨12/1997						
 CT979	CA						
 CT979K1	CA, ⇨MTR-NO 3192745						
 CT979K2	CA, MTR-NO 3192746⇨						
 CT979WP1	CA, ⇨MTR-NO 3192745						
 CT979WP2	CA, MTR-NO 3192746⇨						
2.4 Turbo	01/97-03/00	B 5254 T, B 5244 T	142	2435	 6DPK1825	ALT, PS, 07/1998⇨, ⇨03/1999	
					 6DPK1841	ALT, PS, AC, 07/1998⇨, ⇨07/1999	
					 6DPK1841	ALT, PS, 03/1999⇨	
					 6DPK1853	ALT, PS, 07/1999⇨	
					 6DPK1853	ALT, PS, AC, 07/1999⇨	
					 6PK1256	ALT, PS, (AUTOM), ⇨06/1998	
					 6PK1270	ALT, PS, (MANL), ⇨06/1998	
					 6PK1733	ALT, PS, AC, 01/1998⇨, ⇨06/1998	
					 6PK1743	ALT, PS, AC, ⇨12/1997	
					 CT759	CA, ⇨MTR-NO 1266127	

					ContiTech	
VOLVO						
V70 I (LV)						
2.4, 2.4 Bifuel	08/99-05/00	B 5244 S2, B 5244 SG2, B 5244 SG	103	2435	 CT759K1  CT979  CT979K1  CT979K2  CT979WP1  CT979WP2  AP9041	CA, ⇨ MTR-NO 1266127 CA, MTR-NO 1266128⇨ CA, MTR-NO 1266128⇨, ⇨ MTR-NO 3192745 CA, MTR-NO 3192746⇨ CA, MTR-NO 1266128⇨, ⇨ MTR-NO 3192745 CA, MTR-NO 3192746⇨
					 6DPK1825  6DPK1841  6DPK1841  6DPK1853  CT979  CT979K1  CT979K2  CT979WP1  CT979WP2  AP9041	ALT, (-AC), (⇨1999) ALT, (-AC), (⇨2000) ALT, (AC), (⇨1999) ALT, (AC), (⇨2000) CA CA, ⇨ MTR-NO 3192745 CA, MTR-NO 3192746⇨ CA, ⇨ MTR-NO 3192745 CA, MTR-NO 3192746⇨
2.5	06/98-03/00	B 5254 S	121	2435	 6DPK1825  6DPK1841  6PK1256  6PK1270  6PK1743  CT979  CT979K1  CT979K2  CT979WP1  CT979WP2	ALT, PS, (-AC), 08/1998⇨ ALT, PS, AC, 08/1998⇨ ALT, PS, (-AC), (AUTOM), ⇨07/1998 PS, (-AC), (MANL), ⇨07/1998 ALT, PS, AC, ⇨07/1998 CA CA, ⇨ MTR-NO 3192745 CA, MTR-NO 3192746⇨ CA, ⇨ MTR-NO 3192745 CA, MTR-NO 3192746⇨
	01/97-03/00	B 5252 FS	106	2435	 6DPK1825  6DPK1841  6DPK1841  6DPK1853  6DPK1853  6PK1256  6PK1270  6PK1733  6PK1743  CT855  CT855K1  CT981  CT981K1	ALT, PS, 07/1998⇨, ⇨03/1999 ALT, PS, AC, 07/1998⇨, ⇨07/1999 ALT, PS, 03/1999⇨ ALT, PS, 07/1999⇨ ALT, PS, AC, 07/1999⇨ ALT, PS, (AUTOM), ⇨06/1998 ALT, PS, (MANL), ⇨06/1998 ALT, PS, AC, 01/1998⇨, ⇨06/1998 ALT, PS, AC, ⇨12/1997 CA, ⇨ MTR-NO 1266127 CA, ⇨ MTR-NO 1266127 CA, MTR-NO 1266128⇨ CA, MTR-NO 1266128⇨
2.5 TDI	01/97-05/00	D 5252 T	103	2461	 6PK1432  6PK1685  CT914  CT914K1  CT939  CT939K3  CT939WP6  VD1002  MS09  MS42	ALT, (AC) ALT, (AC) INJP INJP CA CA CA FOR ART-NO: VD1002 FOR ART-NO: VD1002
2.5 Turbo AWD	01/97-05/00	B 5254 T, B 5244 T	142	2435	 6DPK1825  6DPK1841  6DPK1841  6DPK1853  6DPK1853  6PK1256  6PK1270  6PK1733  6PK1743  CT759  CT759K1	ALT, PS, 07/1998⇨, ⇨03/1999 ALT, PS, AC, 07/1998⇨, ⇨07/1999 ALT, PS, 03/1999⇨ ALT, PS, AC, 07/1999⇨ ALT, PS, 07/1999⇨ ALT, PS, (AUTOM), ⇨06/1998 ALT, PS, (MANL), ⇨06/1998 ALT, PS, AC, 01/1998⇨, ⇨06/1998 ALT, PS, AC, ⇨12/1997 CA, ⇨ MTR-NO 1266127 CA, ⇨ MTR-NO 1266127

					ContiTech	
VOLVO						
V70 I (LV)						
					 CT979  CT979K1  CT979K2  CT979WP1  CT979WP2  AP9041	CA, MTR-NO 1266128⇒ CA, MTR-NO 1266128⇒, ⇒MTR-NO 3192745 CA, MTR-NO 3192746⇒ CA, MTR-NO 1266128⇒, ⇒MTR-NO 3192745 CA, MTR-NO 3192746⇒
V70 II (SW)						
2.0 T	07/01-08/07	B 5204 T5	132	1984	 6DPK1841  CT979  CT979K1  CT979K2  CT979WP1  CT979WP2  AP9041  VD1102	ALT CA, MTR-CODE: B 5204 T5 CA, ⇒MTR-NO 3188688 CA, MTR-NO 3188689⇒ CA, ⇒MTR-NO 3188688 CA, MTR-NO 3188689⇒
2.3 T5	03/00-08/04	B 5234 T3	184	2319	 6DPK1841  6DPK1853  CT759  CT759K1  CT979  CT979K1  CT979K2  CT979WP1  CT979WP2  AP9041  VD1102	ALT, (AC) ALT, (AC) CA, ⇒MTR-NO 1266127 CA, ⇒MTR-NO 1266127 CA, MTR-NO 1266128⇒ CA, MTR-NO 1266128⇒, ⇒MTR-NO 3188688 CA, MTR-NO 3188689⇒ CA, MTR-NO 1266128⇒, ⇒MTR-NO 3188688 CA, MTR-NO 3188689⇒ 01/2003⇒
2.4	03/00-08/07	B 5244 S, B 5244 S2	103-125	2435	 6DPK1825  6DPK1841  6DPK1853  CT979  CT979K1  CT979K2  CT979WP1  CT979WP2  AP9041  VD1102	ALT, (AC), (1999) ALT, (AC), (1999) ALT, (2000) CA, MTR-CODE: B5244S CA, MTR-CODE: B5244S, ⇒MTR-NO 3188688 CA, MTR-CODE: B5244S, MTR-NO 3188689⇒ CA, MTR-CODE: B5244S, ⇒MTR-NO 3188688 CA, MTR-CODE: B5244S, MTR-NO 3188689⇒ 01/2003⇒
2.4 Bifuel	09/01-08/07	B 5244 SG2	103	2435	 6DPK1825  6DPK1841  CT979  CT979K1  CT979K2  CT979WP1  CT979WP2  VD1102	ALT, CH-NO 582964⇒ ALT, ⇒CH-NO 582963 CA, MTR-CODE: B5244SG CA, MTR-CODE: B5244SG, ⇒MTR-NO 3188688 CA, MTR-NO 3188689⇒ CA, ⇒MTR-NO 3188688 CA, MTR-NO 3188689⇒ 01/2003⇒
2.4 D, 2.4 D5, 2.4 D5 AWD	08/01-08/07	D 5244 T, D 5244 T2, D 5244 T4, D 5244 T5	96-136	2401	 5PK1121 EXTRA  6DPK1841  CT1010  CT1010K1  CT1010WP1  AP9033  AP9041  MS39	ALT, 08/2007⇒ ALT, ⇒07/2007 CA CA CA
2.4 T, 2.4 T AWD	03/00-08/03	B 5244 T3	147	2435	 6DPK1841  CT979  CT979K1  CT979K2  CT979WP1  CT979WP2  AP9041  VD1102	ALT CA, MTR-CODE: B5244SG CA, ⇒MTR-NO 3188688 CA, MTR-NO 3188689⇒ CA, ⇒MTR-NO 3188688 CA, MTR-NO 3188689⇒ 01/2003⇒

					ContiTech	
VOLVO						
V70 II (SW) ↔ 2.5 T, 2.5 T AWD	09/02-08/07	B 5254 T2	154	2521	 6DPK1841  CT979  CT979K1  CT979K2  CT979WP1  CT979WP2  AP9033  AP9041  VD1102	ALT CA CA, ↔MTR:NO 3188688 CA, MTR:NO 3188689↔ CA, ↔MTR:NO 3188688 CA, MTR:NO 3188689↔ 01/2003↔
2.5 TDI	03/00-08/07	D 5252 T	103	2461	 6PK1555  6PK1795  CT914  CT914K1  CT939  CT939K3  CT939WP6  AP9033  AP9041  VD1002  MS42	ALT, (-AC) ALT, (AC) INJP INJP CA CA CA FOR ART-NO: VD1002
V70 III (BW) 1.6 D	01/10-	D 4164 T	80	1560	 6PK800  6PK800K1  6PK976  CT1092  CT1092K1  CT1092WP1  AP9013  VD1094	ALT, (-AC) ALT, (AC), ↔CH-NO 503827 ALT, (-AC) CA CA CA
1.6 DRIVE / D2	06/11-	D 4162 T	84	1560	 6PK962  CT1162  CT1162K1  CT1162WP1	ALT CA CA CA
2.0 D	10/07-	D 4204 T	100	1997	 6PK1845  CT1091  CT1091K1  CT1091WP1  AP9023  AP9029	ALT CA, 02/2008↔ CA, 02/2008↔ CA, 02/2008↔ ALT, (Denso), FOR ALT: 120A, ALT-No: 104210-3511, 104210-3512, 104210-3513
2.0, 2.0 FlexiFuel	10/07-	B 4204 S3, B 4204 S4	107	1999	 6PK2215	ALT
2.4 D	08/07-	D 5244 T5	120	2400	 3PK628 ELAST  5PK1121 EXTRA  5PK628 ELAST  CT1010  CT1010K1  CT1010WP1  AP9041  MS39	AC, CH-NO 167101↔ ALT AC, ↔CH-NO 167100 CA CA CA
	10/09-	D 5244 T14	129	2400	 3PK628 ELAST  5PK1121 EXTRA  5PK628 ELAST  CT1010  CT1010K1  CT1010WP1  MS39	CH-NO 167101↔, AC ALT AC, ↔CH-NO 167100 CA CA CA
2.5 T	08/07-	B 5254 T6	147	2521	 3PK628 ELAST  5PK1094  5PK628 ELAST  CT979	CH-NO 194775↔, AC ALT AC, ↔CH-NO 194774 CA, MTR-CODE: B5254T6



ContiTech



































































VOLVO































































V70 III (BW)







































































































































						CT979K2	CA, MTR-CODE: B5254T6
						CT979WP2	CA
D3 / D4	03/10-	D 5204 T2, D 5204 T3	120	1984		3PK628 ELAST	AC, MTR-CODE: D5204T2, CH-NO 167101⇒
						3PK628 ELAST	MTR-CODE: D5204T3, AC
						5PK1121 EXTRA	ALT
						5PK628 ELAST	AC, MTR-CODE: D5204T2, ⇒CH-NO 167100
						CT1010	CA
						CT1010K1	CA
						CT1010WP1	CA
						MS39	
D4 AWD	01/13-	D 5244 T17, D 5244 T12	120- 133	2400		3PK628 ELAST	AC
						5PK1121 EXTRA	ALT
						CT1010	CA
						CT1010K1	CA
						CT1010WP1	CA
D5	06/11-	D 5244 T11, D 5244 T15	158	2400		3PK628 ELAST	AC
						5PK1121 EXTRA	ALT
						CT1010	CA
						CT1010K1	CA
						CT1010WP1	CA
						MS39	
	08/07-	D 5244 T4	136	2400		3PK628 ELAST	AC, CH-NO 167101⇒
						5PK1121 EXTRA	ALT
						5PK628 ELAST	AC, ⇒CH-NO 167100
						CT1010	CA
						CT1010K1	CA
						CT1010WP1	CA
						AP9041	
						MS39	
	12/09-	D 5244 T10	151	2400		3PK628 ELAST	AC, CH-NO 167101⇒
						5PK1121 EXTRA	ALT
						5PK628 ELAST	AC, ⇒CH-NO 167100
						CT1010	CA
						CT1010K1	CA
						CT1010WP1	CA
						MS39	
T4	10/10-	B 4164 T	132	1596		6PK1555	ALT
						CT881	CA
						CT881K6	CA
XC60							
2.4 D	07/09-	D 5244 T14	129	2400		3PK628 ELAST	AC, CH-NO 135123⇒
						5PK1121 EXTRA	ALT
						5PK628 ELAST	AC, ⇒CH-NO 135122
						CT1010	CA
						CT1010K1	CA
						CT1010WP1	CA
						MS39	
2.4 D / D3 / D4 AWD	05/08-	D 5244 T5, D 5244 T16, D 5244 T17	120	2400		3PK628 ELAST	AC, MTR-CODE: D5244T5, D5244T16, CH-NO 135123⇒
						3PK628 ELAST	MTR-CODE: D5244T17, AC
						5PK1121 EXTRA	ALT
						5PK628 ELAST	AC, ⇒CH-NO 135122, MTR-CODE: D5244T5, D5244T16
						CT1010	CA
						CT1010K1	CA
						CT1010WP1	CA
						MS39	
D3	04/12-	D 5204 T7	100	1984		3PK628 ELAST	AC
						5PK1121 EXTRA	ALT
						CT1010	CA
						CT1010K1	CA































































































































					ContiTech						
VOLVO											
XC60											
D3 / D4	03/10-	D 5204 T2, D 5204 T3	120	1984		CT1010WP1	CA				
						3PK628 ELAST	MTR-CODE: D5204T3, AC				
						3PK628 ELAST	CH-NO 135123⇄, MTR-CODE: D5204T2, AC				
						5PK1121 EXTRA	ALT				
						5PK628 ELAST	AC, MTR-CODE: D5204T2, ⇄CH-NO 135122				
						CT1010	CA				
						CT1010K1	CA				
D4 AWD	10/13-	D 5244 T12	133	2400		CT1010WP1	CA				
						MS39					
						3PK628 ELAST	AC				
						5PK1121 EXTRA	ALT				
						CT1010	CA				
						CT1010K1	CA				
						CT1010WP1	CA				
D5 AWD	06/11-	D 5244 T11, D 5244 T15	158	2400		3PK628 ELAST	AC				
						5PK1121 EXTRA	ALT				
						CT1010	CA				
						CT1010K1	CA				
						CT1010WP1	CA				
						MS39					
					04/14-	D 5244 T23	169	2400		3PK628 ELAST	AC
										5PK1121 EXTRA	ALT
		CT1010	CA								
		CT1010K1	CA								
		CT1010WP1	CA								
	05/08-	D 5244 T4, D 5244 T10	136-151	2400						3PK628 ELAST	AC, CH-NO 135123⇄
										5PK1121 EXTRA	ALT
										5PK628 ELAST	AC, ⇄CH-NO 135122
						CT1010	CA				
						CT1010K1	CA				
					CT1010WP1	CA					
					MS39						
XC70 CROSS COUNTRY											
2.4 D5 AWD	12/05-08/07	D 5244 T4	136	2401		6DPK1825	ALT, CH-NO 234794⇄				
						6DPK1841	ALT, ⇄CH-NO 234793				
						CT1010	CA				
						CT1010K1	CA				
						CT1010WP1	CA				
						AP9041					
						MS39	FOR ART-NO: VD1077				
2.4 D5 XC AWD	09/02-08/07	D 5244 T	120	2401		6DPK1841	ALT, ⇄08/2005				
						CT1010	CA, ⇄08/2005				
						CT1010K1	CA, ⇄08/2005				
						CT1010WP1	CA, ⇄08/2005				
						AP9033					
						AP9041					
						MS39	FOR ART-NO: VD1077				
2.5 T XC AWD	09/02-08/07	B 5254 T2	154	2521		6DPK1841	ALT				
						CT979	CA, MTR-CODE: B5244SG				
						CT979K1	CA, MTR-CODE: B5244SG, ⇄MTR-NO 3188688				
						CT979K2	CA, MTR-NO 3188689⇄				
						CT979WP1	CA, ⇄MTR-NO 3188688				
						CT979WP2	CA, MTR-NO 3188689⇄				
						AP9033					
						AP9041					
						VD1102	01/2003⇄				
					XC70 II						
2.4 D / D4 AWD	08/07-	D 5244 T5, D 5244 T16, D 5244 T17	120	2400		3PK628 ELAST	AC, MTR-CODE: D5244T17				
						3PK628 ELAST	AC, MTR-CODE: D5244T5, D5244T16, CH-NO 94101⇄				
						5PK1121 EXTRA	ALT				

					ContiTech		
VOLVO							
XC70 II							
					 5PK628 ELAST	AC, MTR-CODE: D5244T5, D5244T16, ⇨CH-NO 94100	
					 CT1010	CA	
					 CT1010K1	CA	
					 CT1010WP1	CA	
					 AP9041		
					 MS39		
D3	08/11-	D 5204 T2, D 5204 T3	120	1984	 3PK628 ELAST	MTR-CODE: D5204T3, AC	
					 3PK628 ELAST	MTR-CODE: D5204T2, CH-NO 94101⇨, AC	
					 5PK1121 EXTRA	ALT	
					 5PK628 ELAST	AC, MTR-CODE: D5204T2, ⇨CH-NO 94100	
					 CT1010	CA	
					 CT1010K1	CA	
					 CT1010WP1	CA	
					 MS39		
D4 AWD	10/13-	D 5244 T12	133	2400	 3PK628 ELAST	AC	
					 5PK1121 EXTRA	ALT	
					 CT1010	CA	
					 CT1010K1	CA	
					 CT1010WP1	CA	
D5 AWD	06/11-	D 5244 T11, D 5244 T15	158	2400	 3PK628 ELAST	AC	
					 5PK1121 EXTRA	ALT	
					 CT1010	CA	
					 CT1010K1	CA	
					 CT1010WP1	CA	
					 MS39		
	08/07-	D 5244 T4	136	2400	 3PK628 ELAST	AC, CH-NO 94101⇨	
					 5PK1121 EXTRA	ALT	
					 5PK628 ELAST	AC, ⇨CH-NO 94100	
					 CT1010	CA	
					 CT1010K1	CA	
					 CT1010WP1	CA	
					 AP9041		
					 MS39		
	12/09-	D 5244 T10	151	2400	 3PK628 ELAST	AC, CH-NO 94101⇨	
					 5PK1121 EXTRA	ALT	
					 5PK628 ELAST	AC, ⇨CH-NO 94100	
					 CT1010	CA	
					 CT1010K1	CA	
					 CT1010WP1	CA	
					 MS39		
XC90 I							
2.5 T	10/02-	B 5254 T2	154	2521	 6DPK1825	ALT, (AC)	
					 6DPK1841	ALT, (AC)	
					 CT979	CA	
					 CT979K1	CA, ⇨MTR-NO 3188688	
					 CT979K2	CA, MTR-NO 3188689⇨	
					 CT979WP1	CA, ⇨MTR-NO 3188688	
					 CT979WP2	CA, MTR-NO 3188689⇨	
					 AP9041		
					 VD1102		
D5	10/02-	D 5244 T, D 5244 T5	120	2401	 6DPK1825	ALT, CH-NO 288076⇨	
					 6DPK1841	ALT, ⇨CH-NO 288075	
					 CT1010	CA	
					 CT1010K1	CA	
					 CT1010WP1	CA	
					 AP9041		
					 MS39	FOR ART-NO: VD1077	
	05/06-	D 5244 T4, D 5244 T18	136-147	2400-2401	6DPK1825	ALT	
					CT1010	CA	


































































					ContiTech		
VOLVO							
XC90 I 					 CT1010K1  CT1010WP1  AP9041  MS39	CA CA FOR ART-NO: VD1077	
	T6	10/02-	B 6294 T	200	2922	 6DPK1825  CT982	ALT CA
VW							
AMAROK (2H, S1B) 2.0 BiTDI 4motion	11/11-	CNEA, CSHA	132	1968	 6PK1080  6PK1555  CT1139  CT1139K2  AP9022  MS46	ALT, (-AC) ALT, (AC) CA CA	
	09/10-	CDCA	120	1968	 6PK1080  6PK1555  CT1139  CT1139K2  CT1139WP6  AP9022  MS46	MTR-CODE: CDCA, ALT, (-AC) MTR-CODE: CDCA, ALT, (AC) MTR-CODE: CDCA, CA MTR-CODE: CDCA, CA MTR-CODE: CDCA, CA, WP	
	2.0 TDI, 2.0 TDI 4motion	06/12-	CNFB	103	1968	 AP9022	
BEETLE (5C1) 1.2 TSI	07/11-	CBZB	77	1197	 6PK1432  6PK1693  AP9012	ALT, (AC) ALT, (AC)	
	1.4 TSI	10/11-	CAVD, CNWA, CTHD, CTKA	118	1390	 5PK491  6PK1600  6PK1698  AP9012	AIRC ALT, (AC) ALT, (AC)
	1.6 TDI	10/11-	CAYC	77	1598	 6PK1070  6PK1070K1  6PK842 ELAST  6PK842 ELAST T1  CT1139  CT1139K2  CT1139WP6  AP9001  MS46	MTR-CODE: CAYB, CAYC, ALT, (AC) MTR-CODE: CAYB, CAYC, ALT, (AC) MTR-CODE: CAYB, CAYC, ALT, (-AC) MTR-CODE: CAYB, CAYC, ALT, (-AC) MTR-CODE: CAYB, CAYC, CA MTR-CODE: CAYB, CAYC, CA MTR-CODE: CAYC, CA, WP
	2.0 TSI	12/12-	CPLA, CPPA	155	1984	 AP9009	
	BEETLE (5C7) 2.0 TDI	04/12-	CFFB, CJAA	103	1968	 6PK1070  6PK1070K1  6PK842 ELAST  6PK842 ELAST T1  CT1134  CT1134K1  CT1134WP1  CT1139  CT1139K2  CT1139WP6  VD1076  MS18  MS46	MTR-CODE: CJAA, CFFB, ALT, (AC) MTR-CODE: CJAA, CFFB, ALT, (AC) MTR-CODE: CJAA, CFFB, ALT, (-AC) MTR-CODE: CJAA, CFFB, ALT, (-AC) MTR-CODE: CJAA, CA MTR-CODE: CJAA, CA MTR-CODE: CJAA, CA, WP, 05/2012⇄ MTR-CODE: CFFA, CFFB, CA MTR-CODE: CFFA, CFFB, CA MTR-CODE: CFFB, CA, WP MTR-CODE: CJAA FOR ART-NO: VD1076 FOR ART-NO: VD1111
2.0 TSI		12/12-	CPLA, CPPA	155	1984	 AP9009	
BORA (1J2, 1J6) 1.4 16V		03/00-05/05	AHW, AKQ, APE, AXP, BCA	55	1390	 6PK1080  6PK1080K1  6PK1548  6PK1548K1	ALT, (AC) ALT, (AC) ALT, (AC) ALT, (AC)
							




































































					ContiTech		
VW							
BORA (1J2, 1J6)							
					 CT957(SET)  CT957K1  CT957K1  CT957K1  CT957K2  CT957K2  CT957WP1  CT957WP1  CT957WP1  CT957WP4  CT957WP4	CA CA, MTR-CODE: AKQ, MTR-NO 242 001⇒ CA, MTR-CODE: APE, AXP, BCA CA, MTR-CODE: AHW, MTR-NO 160 001⇒ CA, MTR-CODE: AHW, ⇒MTR-NO 160 000 CA, MTR-CODE: AKQ, ⇒MTR-NO 242 000 CA, MTR-CODE: AKQ, MTR-NO 242 001⇒ CA, MTR-CODE: APE, AXP, BCA CA, MTR-CODE: AHW, MTR-NO 160 001⇒ CA, MTR-CODE: AKQ, ⇒MTR-NO 242 000 CA, MTR-CODE: AHW, ⇒MTR-NO 160 000	
	1.6	10/98-05/05	AEH, AKL, APF	74	1595	 6DPK1195  6DPK1195K1  6PK1120  CT908  CT908K1  CT908WP1  AP9001	ALT, (AC) ALT, (AC) ALT, (-AC) CA CA CA CA
	08/00-05/05	AVU, BFQ, BJH	75	1595	 6DPK1195  6DPK1195K1  6PK1120  CT908  CT908K1  CT908WP1  AP9001	ALT, PS, AC ALT, PS, AC ALT, PS CA CA CA	
	1.6 16V	02/00-05/05	ATN, AUS, AZD, BCB	77	1598	 6PK1080  6PK1080K1  6PK1548  6PK1548K1  CT957(SET)  CT957K1  CT957WP2	ALT, PS ALT, PS ALT, PS, AC ALT, PS, AC CA CA CA
	1.6 FSI	01/02-05/05	BAD	81	1598	 6PK1080  6PK1080K1  6PK1538  CT957(SET)  CT957K1  CT957WP2	ALT, (-AC) ALT, (-AC) ALT, (AC) CA CA CA
	1.9 SDI	10/98-05/05	AGP, AQM	50	1896	 6PK1660  6PK1660D1  6PK1660D1  6PK1660K2  6PK906  6PK906K3  CT1044  CT1044  CT1044K1  CT1044K1  CT1044WP1  CT1044WP1  CT946  CT946  CT946K1  CT946K1  AP9001  VD1076  VD1089  MS17  MS18	ALT, PS, (AC) ALT, PS, (AC), CH-NO 1J-3W350 001⇒ ALT, PS, (AC), CH-NO 1J-3D016 001⇒ ALT, PS, (AC) ALT, PS, (-AC) ALT, PS, (-AC) CA, WP, MTR-CODE: AGP, MTR-NO 400 001⇒ CA, WP, MTR-CODE: AQM, MTR-NO 045 001⇒ CA, MTR-CODE: AGP, MTR-NO 400 001⇒ CA, MTR-CODE: AQM, MTR-NO 30 001⇒ CA, WP, MTR-CODE: AQM, MTR-NO 030 001⇒ CA, WP, MTR-CODE: AGP, MTR-NO 400 001⇒ CA, WP, MTR-CODE: AQM, ⇒MTR-NO 045 000 CA, WP, MTR-CODE: AGP, ⇒MTR-NO 400 000 CA, WP, MTR-CODE: AQM, ⇒MTR-NO 030 000 CA, WP, MTR-CODE: AGP, ⇒MTR-NO 400 000 CH-NO 1J-3D016 001⇒, CH-NO 1J-3W350 001⇒ ⇒CH-NO 1J-3D016 000, 1J-3W350 000 FOR ART-NO: VD1089 FOR ART-NO: VD1076
	1.9 TDI	10/98-06/01	AHF, ASV	81	1896	 6PK1660  6PK1660K1	ALT, PS, AC ALT, PS, AC
							






































































					ContiTech	
VW						
BORA (1J2, 1J6)						
					 6PK906  6PK906K1  CT1044  CT1044  CT1044K1  CT1044WP1  CT946  AP9001  VD1076  VD1089  MS17  MS18	ALT, PS, (-AC) ALT, PS, (-AC) AHF, MTR-NO 595001⇒ CA, MTR-CODE: ASV CA, MTR-CODE: ASV, AHF CA, MTR-CODE: ASV, AHF CA, MTR-CODE: AHF, ⇒MTR-NO 595000 CH-NO 1J-3D016 001⇒, CH-NO 1J-3W350 001⇒ ⇒CH-NO 1J-3D016 000, 1J-3W350 000 FOR ART-NO: VD1089 FOR ART-NO: VD1076
	12/98-01/02	AJM, AUY	85	1896	 5PK1432  5PK1432K1  6DPK1195  6DPK1195K2  6PK1120  CT1028  CT1028K1  CT1028K2  CT1028K2  CT1028K4  CT1028K4  CT1028K5  CT1028WP6  CT1028WP7  CT1028WP7  AP9001  VD1091  MS17	ALT, (-AC), MTR-CODE: AUY ALT, (-AC), MTR-CODE: AUY ALT, (-AC), MTR-CODE: AUY, AJM ALT, (-AC), MTR-CODE: AUY, AJM ALT, (-AC), MTR-CODE: AJM CA, MTR-CODE: AUY, AJM CA, MTR-CODE: AJM, ⇒MTR-NO 185 670 CA, MTR-CODE: AJM, MTR-NO 185 671⇒ CA, MTR-CODE: AUY CA, MTR-CODE: AJM, MTR-NO 185 671⇒ CA, MTR-CODE: AUY CA, MTR-CODE: AJM, ⇒MTR-NO 185 670 CA, MTR-CODE: AJM, ⇒MTR-NO 185 670 CA, MTR-CODE: AUY CA, MTR-CODE: AJM, MTR-NO 185 671⇒ FOR ART-NO: VD1091
	09/00-05/05	ATD, AXR	74	1896	 6DPK1195  6DPK1195K2  6PK1120  CT1028  CT1028K2  CT1028K2  CT1028K3  CT1028K3  CT1028K4  CT1028K4  CT1028WP2  CT1028WP2  CT1028WP4  CT1028WP7  CT1028WP7  AP9001  VD1076  VD1089  VD1091  MS17  MS18	ALT, PS, (-AC) ALT, PS, (-AC), MODEL '02⇒ ALT, PS, (-AC) MTR-CODE: ATD, AXR, CA, WP CA, MTR-CODE: ATD, ⇒CH-NO 1J-2-592 782, 1J-2D352 773 CA, MTR-CODE: AXR, ⇒MTR-NO AXR 025 000 CA, MTR-CODE: AXR, MTR-NO AXR 025 001⇒ CA, MTR-CODE: ATD, CH-NO 1J-2-592 783⇒, CH-NO 1J-2D352 774⇒ CA, MTR-CODE: AXR, ⇒MTR-NO AXR 025 000 CA, MTR-CODE: ATD, ⇒CH-NO 1J-2-592 782, 1J-2D352 773 CA, ⇒MODEL '02, MTR-CODE: ATD, CH-NO 1J-2-592 783⇒, CH-NO 1J-2D352 774⇒ CA, ⇒MODEL '02, MTR-CODE: AXR, MTR-NO AXR 025 001⇒ MTR-CODE: ATD, AXR, MODEL '03⇒, CA MTR-CODE: ATD, ⇒MODEL '02, CA, ⇒CH-NO 1J-2-592 782, 1J-2D352 773 CA, MTR-CODE: AXR, ⇒MODEL '02, ⇒MTR-NO AXR 025 000 CH-NO 1J-3D016 001⇒, CH-NO 1J-3W350 001⇒, MODEL '03⇒ ⇒CH-NO 1J-3D016 000, 1J-3W350 000, MODEL '03⇒ ⇒MODEL '02 FOR ART-NO: VD1091, VD1089 FOR ART-NO: VD1076
	11/00-05/05	ASZ	96	1896	 6DPK1195	ALT, PS, AC
						

						ContiTech	
VW							
BORA (1J2, 1J6)							
						 6DPK1195K2 ALT, PS, AC  6PK1120 ALT, PS  CT1028 CA  CT1028K2 CA, ⇨MODEL '02  CT1028K3 CA, MODEL '03⇨  CT1028K4 CA, ⇨MODEL '02  CT1028WP4 CA, MODEL '03⇨  CT1028WP7 CA, ⇨MODEL '02  AP9001  VD1076 MTR-CODE: ASZ, MTR-NO 435 001⇨  VD1091 MTR-CODE: ASZ, ⇨MTR-NO 435 000  MS17 FOR ART-NO: VD1091  MS18 FOR ART-NO: VD1076	
1.9 TDI 4motion	05/00-05/05	ARL	110	1896		 6DPK1195 ALT, (AC)  6DPK1195K2 ALT, (AC)  6PK1120 ALT, (AC)  CT1028 CA  CT1028K2 CA, ⇨CH-NO 1J-2-592 782, 1J-2D352 773  CT1028K3 CA, CH-NO 1J-2-592 783⇨, CH-NO 1J-2D352 774⇨  CT1028K4 CA, ⇨CH-NO 1J-2-592 782, 1J-2D352 773  CT1028WP5 CA, CH-NO 1J-2-592 783⇨, CH-NO 1J-2D352 774⇨  AP9001  VD1091  MS17 FOR ART-NO: VD1091	
1.9 TDI, 1.9 TDI 4motion	10/98-05/05	AGR, ALH	66	1896		 6PK1660 ALT, (AC)  6PK1660K1 ALT, (AC)  6PK906 ALT, (AC)  6PK906K1 ALT, (AC)  CT1044 CA, MTR-CODE: AGR, MTR-NO 565 001⇨  CT1044 CA, MTR-CODE: ALH, MTR-NO 500 001⇨  CT1044K1 CA, MTR-CODE: AGR, ALH  CT1044WP1 CA, MTR-CODE: AGR, ALH  CT946 CA, MTR-CODE: AGR, ⇨MTR-NO 565 000  CT946 CA, MTR-CODE: ALH, ⇨MTR-NO 500 000  AP9001  VD1076 CH-NO 1J-3D016 001⇨, CH-NO 1J-3W350 001⇨  VD1089 ⇨CH-NO 1J-3D016 000, 1J-3W350 000  MS17 FOR ART-NO: VD1089  MS18 FOR ART-NO: VD1076	
2.0	10/98-05/05	AQY, APK, AZG, AZH, AZJ, BBW	85	1984		 6DPK1195 ALT, (AC)  6DPK1195K1 ALT, (AC)  6PK1120 ALT, (AC)  CT908 CA  CT908K1 CA  CT908WP2 CA  AP9001  VD1107	
2.0 4motion	04/00-05/05	AZH, AZJ	85	1984		 6DPK1195 ALT, PS, AC  6DPK1195K1 ALT, PS, AC  6PK1120 ALT, PS  CT908 CA  CT908K1 CA  CT908WP2 CA  AP9001  VD1107	
CADDY I (14)							
1.6 D	08/82-07/92	ME, JK	40	1588		 AVX10X875 ALT  CT513 CA	



					ContiTech	
VW						
CADDY II (9K9A, 9K9B, 9U7)						
 1.6	06/97-09/00	AEE	55	1598	 6PK1070  6PK1070K2  6PK1080  6PK1185  6PK751  CT847  CT847K1  CT847WP1	ALT, PS, MTR-CODE: AEE ALT, (PS), (-AC), MTR-CODE: AEE ALT, AC, MTR-CODE: AEE ALT, PS, AC, MTR-CODE: AEE ALT, MTR-CODE: AEE CA, MTR-CODE: AEE, ALM CA, MTR-CODE: AEE, ALM CA, MTR-CODE: AEE, ALM
	06/96-12/00	AEF	47	1896	 5PK1219  CT1012  CT1012K1  AP9059	ALT CA CA
1.9 D	11/95-01/04	1Y	47	1896	 11,5X730Ld  11,5X790Ld  2PJ860  6PK1045  6PK1045K1  6PK1145  6PK1145K1  6PK923  CT867  CT867K1  CT867K2  VD1084  MS13	PS PS, WP 2.FAN ALT, (-AC), (AUTOM-TP) ALT, (-AC), (AUTOM-TP) ALT, (AC), (AUTOM-TP) ALT, (AC), (AUTOM-TP) ALT, (-AC), (MANL-TP) CA CA, MTR-CODE: 1Y, ⇨ MTR-NO 705 902 CA, MTR-CODE: 1Y, MTR-NO 705 903 ⇨ MTR-CODE: 1Y FOR ART-NO: VD1084
	11/95-01/04	AEY, AYQ	47	1896	 11,5X730Ld  11,5X790Ld  2PJ860  6PK1045  6PK1045K1  6PK1145  6PK1145K1  6PK1660  6PK1660K1  6PK906  6PK906K1  CT1044  CT1044K1  CT1044WP1  CT945  CT945K1  CT946  AP9001  AP9004  VD1076  VD1084  VD1089  MS13  MS17	PS, (-AC), MTR-CODE: AEY PS, WP, (AC), MTR-CODE: AEY 2.FAN ALT, (-AC), MTR-CODE: AEY ALT, (-AC), MTR-CODE: AEY ALT, (AC), MTR-CODE: AEY ALT, (AC), MTR-CODE: AEY ALT, (AC), MTR-CODE: AYQ ALT, (AC), MTR-CODE: AYQ ALT, (AC), MTR-CODE: AYQ ALT, (-AC), MTR-CODE: AYQ ALT, (-AC), MTR-CODE: AYQ CA, MTR-CODE: AYQ, MTR-NO 005 518 ⇨, 11/2000 ⇨ CA, MTR-CODE: AYQ CA, MTR-CODE: AYQ CA, MTR-CODE: AEY CA, MTR-CODE: AEY CA, MTR-CODE: AYQ, ⇨ MTR-NO 005 517, ⇨ 10/2000 MTR-CODE: AYQ, MTR-NO 074 038 ⇨ MTR-CODE: AEY MTR-CODE: AYQ, ⇨ MTR-NO 074 037 FOR ART-NO: VD1084 FOR ART-NO: VD1076
1.9 TDI	09/96-01/04	1Z, AHU, ALH	66	1896	 11,5X730Ld  11,5X790Ld  2PJ860  6PK1045  6PK1045K1  6PK1145  6PK1145K1  6PK1660  6PK1660K1	PS, (-AC) PS, WP, (AC) 2.FAN ALT, (-AC), MTR-CODE: 1Z, AHU ALT, (-AC), MTR-CODE: 1Z, AHU ALT, (AC), MTR-CODE: 1Z, AHU ALT, (AC), MTR-CODE: 1Z, AHU ALT, (AC), MTR-CODE: ALH ALT, (AC), MTR-CODE: ALH




































































					ContiTech	
VW						
CADDY II (9K9A, 9K9B, 9U7)						
					 6PK906	ALT, (-AC), MTR-CODE: ALH
					 6PK906K1	ALT, (-AC), MTR-CODE: ALH
					 CT1044	CA, MTR-CODE: ALH, MTR-NO 500 001➡
					 CT1044K1	CA, MTR-CODE: ALH
					 CT1044WP1	CA, MTR-CODE: ALH
					 CT867	CA, MTR-CODE: 1Z, AHU
					 CT867K4	CA, MTR-CODE: 1Z, AHU
					 CT946	CA, MTR-CODE: ALH, ➡MTR-NO 500 000
					 AP9001	
					 AP9004	
					 VD1076	MTR-CODE: ALH, MTR-NO 896 340➡
					 VD1084	MTR-CODE: 1Z, AHU
					 VD1089	MTR-CODE: ALH, ➡MTR-NO 896 339
					 MS13	FOR ART-NO: VD1084
					 MS17	FOR ART-NO: VD1076
					 MS37	FOR ART-NO: VD1089
CADDY III (2KA, 2KH, 2CA, 2CH, 2KB, 2KJ, 2CB, 2CJ)						
60 1.4	11/95-01/04	AEX, AUD, APQ	44	1390	 6PK1070	ALT, PS
					 6PK1070K2	ALT, (PS), (-AC)
					 6PK1125	ALT, PS, AC, ➡08/1997
					 6PK1185	ALT, PS, AC, 09/1997➡
					 6PK751	ALT
					 CT846	CA
					 CT846K1	CA, MTR-CODE: AEX, AKV, APQ
					 CT846K2	CA, MTR-CODE: AUD
					 CT846WP2	CA, MTR-CODE: AUD
					 CT846WP3	CA, MTR-CODE: APQ, AEX
CADDY III (2KA, 2KH, 2CA, 2CH, 2KB, 2KJ, 2CB, 2CJ)						
1.2 TSI	09/10-	CBZA, CBZB	63-77	1197	 6PK1432	MTR-CODE: CBZA, CBZB, ALT, (-AC)
					 6PK1693	MTR-CODE: CBZA, CBZB, ALT, (AC)
					 AP9012	
1.4	03/04-05/06	BCA	55	1390	 6PK1100	ALT, PS, (AC)
					 6PK1100K1	ALT, PS, (AC)
					 6PK737	ALT, PS, (-AC)
					 CT957(SET)	CA
					 CT957K1	MTR-CODE: BCA, CA, ➡CH-NO 2K-6-150 000
					 CT957K3	MTR-CODE: BCA, CA, CH-NO 2K-7-000 001➡
					 CT957WP1	MTR-CODE: BCA, CA, ➡CH-NO 2K-6-150 000
					 CT957WP3	MTR-CODE: BCA, CA, CH-NO 2K-7-000 001➡
1.4 16V	05/06-08/10	BUD	59	1390	 6PK1100	ALT, (AC)
					 6PK1100K1	ALT, (AC)
					 6PK737	ALT, (-AC)
					 CT957(SET)	MTR-CODE: BUD, CA
					 CT957K3	MTR-CODE: BUD, CA
					 CT957WP3	MTR-CODE: BUD, CA
1.6	04/04-	BGU, BSE, BSF	75	1595	 6DPK1195	ALT, (PS), (AC)
					 6DPK1195K1	ALT, (PS), (AC)
					 6PK1045	ALT, (-PS), (AC)
					 6PK1045K2	ALT, (-PS), (AC)
					 6PK1125	ALT, (PS), (-AC)
					 6PK900	ALT, (-PS), (-AC)
					 CT908	CA
					 CT908K1	CA
					 CT908WP1	CA
					 AP9001	
1.6 TDI	08/10-	CAYE, CAYD	55-75	1598	 6PK1070	ALT, (AC)
					 6PK1070K1	ALT, (AC)
					 6PK842 ELAST	ALT, (-AC)
					 6PK842 ELAST T1	ALT, (-AC)
					 CT1139	CA
					 CT1139K2	CA
					 CT1139WP6	MTR-CODE: CAYD, CAYE, CA, WP





































































					ContiTech	
VW						
CADDY III (2KA, 2KH, 2CA, 2CH, 2KB, 2KJ, 2CB, 2CJ)						
1.9 TDI	04/04-08/10	BJB, BLS	77	1896	 AP9001	
					 MS46	
					 6DPK1215	ALT, (AC), (PS)
					 6DPK1215D1	ALT, (AC), (PS)
					 6PK1050	ALT, (AC), (STRONIC)
1.9 TDI	04/04-08/10	BJB, BLS	77	1896	 6PK1050D2	ALT, (AC), (STRONIC)
					 6PK1050K1	ALT, (AC), (STRONIC), CH-NO 2K-6-000 001 →
					 6PK1050K2	ALT, (AC), (STRONIC), → CH-NO 2K-5-150 000
					 6PK1138	ALT, (-AC), (PS)
					 6PK948	ALT, (-AC), (STRONIC)
					 CT1028	CA, WP
					 CT1028K3	CA, WP
					 CT1028WP3	CA, WP
					 AP9001	
					 VD1076	
					 MS18	FOR ART-NO: VD1076
	09/05-08/10	BSU	55	1896	 6DPK1215	ALT, (AC), (PS)
					 6DPK1215D1	ALT, (AC), (PS)
					 6PK1050	ALT, (AC), (STRONIC)
					 6PK1050D2	ALT, (AC), (STRONIC)
					 6PK1050K1	ALT, (AC), (STRONIC)
					 6PK1138	ALT, (-AC), (PS)
					 6PK948	ALT, (-AC), (STRONIC)
					 CT1028	CA, WP
					 CT1028K3	CA, WP
					 CT1028WP3	CA, WP
2.0 EcoFuel	04/06-	BSX	80	1984	 AP9001	
					 VD1076	
					 MS18	FOR ART-NO: VD1076
					 6PK1045	ALT, PS, (AC)
					 6PK1045K2	ALT, PS, (AC)
2.0 EcoFuel	04/06-	BSX	80	1984	 6PK900	ALT, PS, (-AC)
					 CT908	CA
					 CT908K1	CA
					 CT908WP2	CA
					 AP9001	
2.0 SDI	03/04-08/10	BDJ, BST	51	1968	 VD1107	
					 6DPK1215	ALT, (AC), (PS)
					 6DPK1215D1	ALT, (AC), (PS)
					 6PK1050	ALT, (AC), (STRONIC)
					 6PK1050D2	ALT, (AC), (STRONIC)
2.0 SDI	03/04-08/10	BDJ, BST	51	1968	 6PK1050K1	ALT, (AC), (STRONIC), CH-NO 2K-6-000 001 →
					 6PK1050K2	ALT, (AC), (STRONIC), → CH-NO 2K-5-150 000
					 6PK1138	ALT, (-AC), (PS)
					 6PK948	ALT, (-AC), (STRONIC)
					 CT1028	CA, WP
					 CT1028K3	CA, WP
					 CT1028WP3	CA, WP
					 AP9001	
					 VD1076	
					 MS18	FOR ART-NO: VD1076
2.0 TDI	05/12-	CFJA	125	1968	 6PK1070	MTR-CODE: CFJA, ALT, (AC)
					 6PK1070K1	MTR-CODE: CFJA, ALT, (AC)
					 6PK842 ELAST	MTR-CODE: CFJA, ALT, (-AC)
					 6PK842 ELAST T1	MTR-CODE: CFJA, ALT, (-AC)
					 CT1139	MTR-CODE: CFJA, CA
					 CT1139K2	MTR-CODE: CFJA, CA
					 CT1139WP6	MTR-CODE: CFJA, CA, WP
					 AP9001	
					 MS46	
					 6DPK1215	ALT, (AC), (PS)
2.0 TDI	09/07-08/10	BMM	103	1968	 6DPK1215	ALT, (AC), (PS)
					 6DPK1215	ALT, (AC), (PS)



































































					ContiTech	
---	---	---	---	---	-----------	---

VW							
CADDY III (2KA, 2KH, 2CA, 2CH, 2KB, 2KJ, 2CB, 2CJ)							
						6DPK1215D1	ALT, (AC), (PS)
						6PK1050	ALT, (AC), (STRONIC)
						6PK1050D2	ALT, (AC), (STRONIC)
						6PK1050K1	ALT, (AC), (STRONIC)
						6PK1138	ALT, (-AC), (PS)
						6PK948	ALT, (-AC), (STRONIC)
						CT1028	CA, WP
						CT1028K3	CA, WP
						CT1028WP4	CA, WP
						AP9001	
						VD1076	
						MS18	FOR ART-NO: VD1076
	2.0 TDI 16V, 2.0 TDI 4motion	08/10-	CFHC, CLCB, CFHF	81-103	1968		6PK1070
						6PK1070K1	ALT, (AC)
						6PK842 ELAST	ALT, (-AC)
						6PK842 ELAST T1	ALT, (-AC)
						CT1139	CA
						CT1139K2	CA
						CT1139WP6	MTR-CODE: CFHF, CA, WP
						AP9001	
						MS46	
CADDY IV (SAA, SAH, SAB, SAJ)							
2.0 TDI, 2.0 TDI 4motion	05/15-	CFHC	103	1968		6PK1070	ALT, (AC)
						6PK1070K1	ALT, (AC)
						6PK842 ELAST	ALT, (-AC)
						6PK842 ELAST T1	ALT, (-AC)
						CT1139	CA
						CT1139K2	CA
						CT1139WP6	CA
						MS46	
CC (358)							
2.0 TDI	11/11-	CFFB, CFGB, CLLA	103-125	1968		6PK1070	ALT
						6PK1070K1	ALT
						CT1139	CA
						CT1139K2	CA
						CT1139WP6	CA, WP
						AP9001	
						MS46	
2.0 TDI, 2.0 TDI 4motion	12/12-	CFGC	130	1968		6PK1070	ALT
						6PK1070K1	ALT
						CT1139	CA
						CT1139K2	CA
						CT1139WP6	CA, WP
						MS46	
CRAFTER 30-35 (2E_)							
2.0 TDI	07/11-	CKUB, CSNA	120	1968		4PK711 ELAST	FAN
						4PK711 ELAST T1	FAN
						6PK1080	ALT, (-AC)
						6PK1613	ALT, (AC), (Crafter 30), (Crafter 35)
						6PK1613K1	ALT, (AC), (Crafter 30), (Crafter 35)
						6PK844	2.GEN, 14 V, 28 V
						6PK976	2.GEN, 230 V
						CT1139	MTR-CODE: CKUB, CKUC, CA
						CT1139K2	MTR-CODE: CKUB, CKUC, CA
						CT1139WP6	MTR-CODE: CKUB, CKUC, CA, WP
						AP9022	
						MS46	
2.5 TDI	04/06-	BJK, CEBB	80	2461		6PK2000	ALT, (-AC)
						6PK2523	ALT, (2x ALT)
						6PK2581	ALT, (AC)
						CT1120	CA































































































































					ContiTech		
VW							
CRAFTER 30-35 (2E_) 							
					 CT1120K1  AP9001  VD1002  MS06  MS42	CA FOR ART-NO: VD1002 FOR ART-NO: VD1002	
	BJL, CECA, BJJ, CEBA, BJM, CECB	65-120	2461	 4PK970 ELAST  6PK2000  6PK2523  6PK2581  CT1120  CT1120K1  AP9001  VD1002  MS06  MS42	AC ALT, (-AC) ALT, (2x ALT) ALT, (AC) CA CA FOR ART-NO: VD1002 FOR ART-NO: VD1002		
CRAFTER 30-50 (2E_, 2F_) 2.0 TDI							
	05/11-	CKTB, CKTC	80-100	1968	 4PK711 ELAST  4PK711 ELAST T1  6PK1080  6PK1613  6PK1613K1  6PK844  6PK976  CT1139  CT1139K2  CT1139WP6  AP9022  MS46	FAN FAN ALT, (-AC) ALT, (AC) ALT, (AC) 2.GEN, 14 V, 28 V 2.GEN, 230 V MTR-CODE: CKTB, CKTC, CA MTR-CODE: CKTB, CKTC, CA MTR-CODE: CKTB, CKTC, CA, WP	
	07/11-	CKUB, CSNA	120	1968	 4PK711 ELAST  4PK711 ELAST T1  6PK1080  6PK1613  6PK1613K1  6PK844  6PK976  CT1139  CT1139K2  CT1139WP6  AP9022  MS46	FAN FAN ALT, (-AC) ALT, (AC) ALT, (AC) 2.GEN, 14 V, 28 V 2.GEN, 230 V MTR-CODE: CKUB, CKUC, CA MTR-CODE: CKUB, CKUC, CA MTR-CODE: CKUB, CKUC, CA, WP	
2.5 TDI	04/06-	BJJ, CEBA, BJK, CEBB	65-80	2461	 6PK2000  6PK2523  6PK2581  CT1120  CT1120K1  AP9001  VD1002  MS06  MS42	ALT, (-AC) ALT, (2x ALT) ALT, (AC) CA CA FOR ART-NO: VD1002 FOR ART-NO: VD1002	
		BJL, CECA, BJM, CECB	100-120	2461	 4PK970 ELAST  6PK2000  6PK2523  6PK2581  CT1120  CT1120K1  AP9001  VD1002  MS06  MS42	AC ALT, (-AC) ALT, (2x ALT) ALT, (AC) CA CA FOR ART-NO: VD1002 FOR ART-NO: VD1002	
EOS (1F7, 1F8) 1.4 TSI							
	11/07-	CAXA	90	1390	 6PK1090	ALT, (-AC)	






































































					ContiTech	
VW						
EOS (1F7, 1F8)						
					 6PK1733  6PK1733K3  AP9009  AP9012	ALT, (AC) ALT, (AC)
	05/08-	CAVD, CTHD	118	1390	 5PK491  6PK1600  6PK1698  AP9012	AIRC ALT, (-AC) ALT, (AC)
1.6 FSI	06/06-05/08	BLF	85	1598	 6PK1090  6PK1733  6PK1733K3	ALT, PS, (-AC) ALT, PS, (AC) ALT, PS, (AC)
2.0 FSI	03/06-05/08	BVY, BVZ	110	1984	 6PK1045  6PK1045K2  6PK900  CT1088  CT1088K3  CT1088WP4  AP9001  AP9022  VD1107	ALT, (AC) ALT, (AC) ALT, (-AC) CA CA CA CA
2.0 TDI	06/06-05/08	BMM	103	1968	 6PK1050  6PK1050D2  6PK1050K1  CT1028  CT1028K3  CT1028WP4  AP9001  VD1076  MS18	ALT, PS, (AC) ALT, PS, (AC) ALT, PS, (AC) CA, WP CA, WP CA, WP FOR ART-NO: VD1076
2.0 TDI 16V	05/08-	CBAB, CFFB	103	1968	 6PK1070  6PK1070K1  6PK842 ELAST  6PK842 ELAST T1  CT1134  CT1134K1  CT1134WP2  CT1139  CT1139K2  CT1139WP6  AP9001  VD1076  MS46	MTR-CODE: CBAA, CBAB, CFFA, CFFB, ALT, (AC) MTR-CODE: CBAA, CBAB, CFFA, CFFB, ALT, (AC) MTR-CODE: CBAA, CBAB, CFFA, CFFB, ALT, (-AC) MTR-CODE: CBAA, CBAB, CFFA, CFFB, ALT, (-AC) MTR-CODE: CBAA, CBAB, CA MTR-CODE: CBAA, CBAB, CA MTR-CODE: CBAA, CBAB, CA, WP MTR-CODE: CFFA, CFFB, CA MTR-CODE: CFFA, CFFB, CA MTR-CODE: CFFA, CFFB, CA, WP MTR-CODE: CBAA, CBAB, ➡MODEL '10
2.0 TFSI	03/06-	BWA, BPY, CAWB, CCTA, CBFA, CCZA	147	1984	 6PK1054  6PK1120  CT1088  CT1088K3  CT1088WP3  CT1143  CT1143WP1  AP9001  AP9009  AP9022	MTR-CODE: BWA, BPY, ALT MTR-CODE: CBFA, CAWB, CCZA, CCTA, ALT MTR-CODE: BWA, BPY, CA MTR-CODE: BWA, BPY, CA MTR-CODE: BWA, BPY, CA WP, MTR-CODE: CBFA, CAWB, CCZA, CCTA WP, MTR-CODE: CAWB, CCZA
FOX (5Z1, 5Z3)						
1.2	04/05-	BMD, CHFB	40	1198	 6PK1453  6PK1453K2  6PK1873  6PK1873K1  AP9006	ALT, PS, (-AC) ALT, PS, (-AC) ALT, PS, AC ALT, PS, (AC)
	09/10-	CHFA	44	1198	 6PK1453  6PK1453K2  6PK1873	ALT, (-AC) ALT, (-AC) ALT, (AC)
						



































































					ContiTech		
VW							
FOX (5Z1, 5Z3)							
 1.4	04/05-	BKR	55	1390		6PK1873K1	ALT, (AC)
						AP9006	
						6PK1080	ALT, (AC)
						6PK1080K1	ALT, (AC)
						6PK759	ALT, (AC)
						CT846	CA, WP
						CT846K2	CA
						6PK858	ALT, (AC)
						6PK995	ALT, AC
						6PK995K1	ALT, AC
1.4 TDI	04/05-	BNM	51	1422		CT1028	CA
						CT1028K3	CA
						CT1028WP3	CA
						AP9001	
						AP9022	
GOLF I (17)							
1.1	04/74-07/83	GG, FA	37	1093		AVX10X685	ALT, CH-NO 17A0279404⇄
						AVX10X695	ALT, ⇄CH-NO 17A0279403
						CT633	CA
						CT633WP1	CA
1.5	08/77-07/83	JB	51	1457		AVX10X1125	AC, CH-NO 1773262001⇄, ⇄CH-NO 1773800000
						AVX10X1150	ALT, (AIRC)
						AVX10X825	AIRC
						AVX10X850	ALT, (AC), CH-NO 1773800001⇄
						AVX10X950	ALT, (AC), ⇄CH-NO 1773800000
						AVX13X1050	AC, CH-NO 1773800001⇄
						AVX13X1125	AC, ⇄CH-NO 1773262000
1.5 D	08/76-07/80	CK	37	1471		CT637	CA
						AVX10X875	ALT
						AVX13X950	AC
						CT513	CA
1.6 D	08/80-07/83	CR, JK	40	1588		CT513K1	CA
						AVX10X875	ALT
						AVX13X950	AC
						CT513	CA
GOLF I Cabriolet (155)	08/83-04/93	JH	70	1781		CT513K1	CA
						AVX10X625	ALT, 01/1984⇄, (AC)
						AVX10X625	PS, CH-NO 15M009001⇄, (AC)
						AVX10X725	PS, 01/1984⇄
						AVX10X865	ALT, 01/1984⇄, (PS)
						AVX10X950	ALT, 01/1984⇄
						AVX13X1025	AC, 01/1984⇄, ⇄CH-NO 15E007195
						AVX13X950	AC, CH-NO 15E007196⇄
	08/89-03/93	2H	72	1781		CT637	CA
						CT637K1	CA
						AVX10X630	ALT, (AC)
						AVX10X635	PS, CH-NO 15-M-009 001⇄
						AVX10X735	PS, ⇄CH-NO 15-M-009 000
						AVX10X865	ALT, (PS)
						AVX10X950	ALT, (AC)
						AVX13X1030	AC, ⇄CH-NO 15-E-007 195
						AVX13X950	AC, CH-NO 15-E-007 196⇄
						CT637	CA
						CT637K1	CA
GOLF II (19E, 1G1)							
1.0	11/83-08/85	GN	33	1043		AVX10X675	ALT
						CT633	CA
							CT633WP1
	08/85-10/91	HZ	37	1043		11,9X710Ld	ALT, CH-NO 1G-M-368 061⇄
					AVX10X675	ALT, ⇄CH-NO 1G-M-368 060	
							


































































					ContiTech	
---	---	---	---	---	-----------	---
























































VW						
GOLF II (19E, 1G1)						
1.3	08/83-06/87	MH, HK	40	1272	 CT629	CA, MTR-NO HZ786023⇄
					 CT629WP1	CA, MTR-NO HZ786023⇄
					 CT633	CA, ⇄MTR-NO HZ786022
1.3	08/83-06/87	MH, HK	40	1272	 CT633WP1	CA, ⇄MTR-NO HZ786022
					 11,9X710Ld	ALT, CH-NO 1G-M-368 061⇄
					 AVX10X675	ALT, ⇄CH-NO 1G-M-368 060
1.3	08/85-12/87	NU	37	1272	 CT633	CA
					 CT633WP1	CA
					 11,9X710Ld	ALT, CH-NO MB000001⇄, CH-NO MW000001⇄
1.3	08/85-12/87	NU	37	1272	 AVX10X690	ALT, ⇄CH-NO LB300000, LW990000
					 CT633	CA
					 11,9X710Ld	ALT, CH-NO MB000001⇄, CH-NO MW000001⇄
1.3 CAT	06/86-12/92	MH, NZ, 2G	40	1272	 AVX10X685	ALT, ⇄CH-NO LW990000, LB300000
					 CT629	MTR-CODE: 2G, MTR-NO 2G262740⇄
					 CT629	CA, MTR-CODE: NZ, MTR-NO NZ200001⇄
1.3 CAT	06/86-12/92	MH, NZ, 2G	40	1272	 CT629WP1	MTR-CODE: 2G, MTR-NO 262740⇄
					 CT629WP1	CA, MTR-CODE: NZ, MTR-NO 200001⇄
					 CT633	CA, MTR-CODE: MH
1.3 CAT	06/86-12/92	MH, NZ, 2G	40	1272	 CT633	NZ, ⇄MTR-NO NZ200000
					 CT633	MTR-CODE: 2G, ⇄MTR-NO 2G262739
					 CT633	CA, MTR-CODE: NZ, ⇄MTR-NO 200000
1.3 CAT	06/86-12/92	MH, NZ, 2G	40	1272	 CT633WP1	CA, MTR-CODE: NZ, ⇄MTR-NO 200000
					 CT633WP1	MTR-CODE: 2G, ⇄MTR-NO 262739
					 11,2X866Ld	ALT, (PS)
1.6	10/86-12/92	PN	51	1595	 AVX10X630	ALT, (AC)
					 AVX10X730	PS
					 AVX10X950	ALT, (-PS), (-AC)
1.6	10/86-12/92	PN	51	1595	 AVX13X950	AC
					 CT637	CA
					 CT637K1	CA
1.6	02/86-10/91	RF	53	1595	 11,2X866Ld	ALT, (PS)
					 AVX10X630	ALT, (AC)
					 AVX10X730	PS
1.6	02/86-10/91	RF	53	1595	 AVX10X950	ALT
					 AVX13X950	AC
					 CT637	CA
1.6	08/83-07/92	EZ, ABN, HM	55	1595	 CT637K1	CA
					 11,2X866Ld	ALT, (PS)
					 AVX10X630	ALT, (AC)
1.6 D, 1.6 TD	08/83-10/91	JP, JR, ME, MF	40-51	1588	 AVX10X730	PS
					 AVX10X950	ALT, 07/1985⇄
					 AVX13X950	AC
1.6 D, 1.6 TD	08/83-10/91	JP, JR, ME, MF	40-51	1588	 CT637	CA
					 CT637K1	CA
					 AVX10X685	ALT, ⇄CH-NO F350000, (AC)
1.6 D, 1.6 TD	08/83-10/91	JP, JR, ME, MF	40-51	1588	 AVX10X700	ALT, (AC), ⇄CH-NO F350001
					 AVX10X735	PS
					 AVX10X965	ALT
1.6 D, 1.6 TD	08/83-10/91	JP, JR, ME, MF	40-51	1588	 AVX13X950	AC
					 CT513	CA
					 CT513K1	CA
1.6 TD	04/89-10/91	RA, SB	59	1588	 11,2X866Ld	PS
					 AVX10X695	ALT, (AC)
					 AVX10X965	ALT
1.6 TD	04/89-10/91	RA, SB	59	1588	 AVX13X950	AC
					 CT513	CA
					 CT513K1	CA
1.8	08/84-10/91	GX, HV, GU	66	1781	 11,2X866Ld	ALT, (PS)
					 AVX10X630	ALT, (AC)
					 AVX10X630	PS, CH-NO 15M009001⇄
1.8	08/84-10/91	GX, HV, GU	66	1781	 AVX10X730	PS, ⇄CH-NO 15M009000
						


















































					ContiTech						
VW											
GOLF II (19E, 1G1)											
					 AVX10X950	ALT					
					 AVX13X1025	AC, ⇨CH-NO 15E007195					
					 AVX13X950	AC, CH-NO 15E007196⇨					
					 CT637	CA					
					 CT637K1	CA					
1.8 GTI	08/83-10/91	DX, EV, GZ, PB	82	1781	 11,2X866Ld	ALT, (PS)					
					 AVX10X630	ALT, (AC)					
					 AVX10X730	PS					
					 AVX10X940	ALT, ⇨07/1985					
					 AVX10X950	ALT, 07/1985⇨					
					 AVX13X950	AC					
					 CT637	CA					
					 CT637K1	CA					
1.8 i CAT	08/87-10/91	GX, RP	66	1781	 11,2X866Ld	ALT, (PS)					
					 AVX10X630	ALT, (AC)					
					 AVX10X630	ALT, (PS), (AC)					
					 AVX10X730	PS					
					 AVX10X950	ALT					
					 AVX13X950	AC					
					 CT637	CA					
					 CT637K1	CA					
					GOLF III (1H1, 1H5)						
					1.4	10/91-08/97	ABD, AEX	40-44	1390	 11,5X755Ld	PS, (AC)
										 6PK1070	ALT, (PS), (-AC), MTR-CODE: AEX
										 6PK1070	ALT, (PS), (-AC), MTR-CODE: ABD, CH-NO 1H-S-120 001⇨
 6PK1100	ALT, (PS), (-AC), MTR-CODE: ABD, ⇨CH-NO 1H-S-120 000										
 6PK1153	CA, (PS), (AC), MTR-CODE: ABD										
 6PK737	ALT, (-PS), (-AC), MTR-CODE: ABD										
 6PK751	ALT, (-PS), (-AC), MTR-CODE: AEX										
 CT629	CA, ⇨07/1995, MTR-CODE: ABD										
 CT629WP1	CA, ⇨07/1995, MTR-CODE: ABD										
 CT846	CA, 07/1995⇨, MTR-CODE: AEX										
 CT846K1	CA, MTR-CODE: AEX										
 CT846WP3	CA, MTR-CODE: AEX										
1.6	09/92-08/97	AEA, ABU, AEE	55	1598						 11,5X685Ld	PS, (-TENS DAMPER), MTR-CODE: ABU, AEA
										 6PK1070	MTR-CODE: AEE, ALT, PS, (-AC)
										 6PK1070	ALT, PS, MTR-CODE: AEA, (TENS DAMPER), CH-NO 1H-S-120 001⇨
					 6PK1070K2	MTR-CODE: AEE, ALT, PS, (-AC)					
					 6PK1070K2	ALT, PS, MTR-CODE: AEA, (TENS DAMPER), CH-NO 1H-S-120 001⇨					
					 6PK1100	ALT, PS, MTR-CODE: ABU, AEA, (TENS DAMPER), ⇨CH-NO 1H-S-120 000					
					 6PK1153	MTR-CODE: AEE, ALT, PS, (AC)					
					 6PK737	ALT, MTR-CODE: ABU, (-TENS DAMPER), (-PS)					
					 6PK894	MTR-CODE: ABU, AEA, ALT, (-TENS DAMPER), (PS)					
					 6PK976	MTR-CODE: ABU, AEA, ALT, FOR ALT: 120A					
					 CT732	CA, MTR-CODE: ABU					
					 CT732WP1	CA, MTR-CODE: ABU					
					 CT847	CA, MTR-CODE: AEA, AEE					
					 CT847K1	CA, MTR-CODE: AEA, AEE					
					 CT847WP1	CA, MTR-CODE: AEA, AEE					
					07/94-04/99	AEK, AFT, AKS	74	1595	 11,5X685Ld	PS	
									 11,5X755Ld	PS, (AC)	
	 6PK1033	ALT, (AUTOM-TP), CH-NO 1H-T-240 001⇨									
	 6PK1153	ALT, AC									
	 6PK1153K1	ALT, AC									
	 6PK894	ALT, (MANL-TP)									
	 6PK976	ALT, (AUTOM-TP), ⇨CH-NO 1H-T-240 000									





















































					ContiTech	
VW						
GOLF III (1H1, 1H5)						
					 6PK976K3  CT848  CT848K4	ALT, (AUTOM-TP), ⇨CH-NO 1H-T-240 000 CA CA
1.8	11/91-04/99	AAM, ANN	55	1781	 11,5X685Ld  11,5X755Ld  2PJ800  2PJ860  6PK1033  6PK1153  6PK1153K1  6PK894  6PK976  6PK976K3  CT637  CT637K1  CT848  CT848K4	PS, (-AC) PS, (AC) 2.FAN 2.FAN ALT, (-AC), FOR ALT: 120A, CH-NO 1H-T-240 001⇨ ALT, (AC) ALT, (AC) ALT, (-AC) ALT, (-AC), FOR ALT: 120A, ⇨CH-NO 1H-T-240 000 ALT, (-AC), FOR ALT: 120A, ⇨CH-NO 1H-T-240 000 CA, ⇨07/1994 CA, ⇨07/1994 CA, 08/1994⇨ CA, 08/1994⇨
1.8, 1.8 Syncro	11/91-04/99	ACC, ABS, ADZ, ANP	66	1781	 11,5X685Ld  11,5X755Ld  2PJ800  2PJ860  6PK1033  6PK1153  6PK1153K1  6PK894  6PK976  CT637  CT637K1  CT848  CT848K4	PS PS, (AC) 2.FAN 2.FAN ALT, (AUTOM-TP), CH-NO 1H-T-240 001⇨ ALT, AC ALT, AC ALT, (MANL-TP) ALT, (AUTOM-TP), ⇨CH-NO 1H-T-240 000 CA, ⇨MODEL '94 CA, ⇨MODEL '94 CA, MODEL '95⇨ CA, MODEL '95⇨
1.9 D	11/91-08/97	1Y	48	1896	 11,5X730Ld  11,5X790Ld  2PJ800  2PJ860  6PK1045  6PK1045K1  6PK1145  6PK1145K1  6PK923  CT867  CT867K1  CT867K2  AP9004  VD1084  MS13	PS, (-AC) PS, WP, (AC) 2.FAN, OE-NO 1H0 119 137 2.FAN, OE-NO 1H0 119 137 A ALT, (-AC), (MANL-TP) ALT, (-AC), (MANL-TP) ALT, (AC) ALT, (AC) ALT, (-AC), (AUTOM-TP) CA CA, MTR-CODE: 1Y, ⇨MTR-NO 378 364 CA, MTR-CODE: 1Y, MTR-NO 378 365⇨
1.9 TDGTD	11/91-08/97	AAZ	55	1896	 11,5X730Ld  11,5X790Ld  2PJ800  2PJ860  6PK1045  6PK1045K1  6PK1145  6PK1145K1  6PK923  CT867  CT867K1  CT867K2  AP9004  VD1084  MS13	PS, (-AC) PS, WP, (AC) 2.FAN, OE-NO 1H0 119 137 2.FAN, OE-NO 1H0 119 137 A ALT, (-AC), (TENS DAMPER), FOR ALT: 120A ALT, (-AC), (TENS DAMPER), FOR ALT: 120A ALT, (AC) ALT, (AC) ALT, (-AC), (TENS DAMPER) CA CA, MTR-CODE: AAZ, ⇨MTR-NO 552 765 CA, MTR-CODE: AAZ, MTR-NO 552 766⇨
1.9 TDI	03/94-04/99	1Z, AHU, ALE	66	1896	 11,5X730Ld	PS, (-AC)
						






























































					ContiTech	
VW						
GOLF III (1H1, 1H5)						
					 11,5X790Ld  2PJ800  2PJ860  6PK1045  6PK1045K1  6PK1145  6PK1145K1  CT867  CT867K3  CT867K4  CT867K4  AP9004  VD1084  MS13	PS, WP, (AC) 2.FAN, OE-NO 1H0 119 137 2.FAN, OE-NO 1H0 119 137 A ALT, (-AC) ALT, (-AC) ALT, (AC) ALT, (AC) CA CA, MTR-CODE: 1Z, ⇨ MTR-NO 289 575 CA, MTR-CODE: AHU, ALE CA, MTR-CODE: 1Z, MTR-NO 289 576 ⇨
	04/96-08/97	AFN	81	1896	 11,5X730Ld  11,5X790Ld  2PJ800  2PJ860  6PK1045  6PK1045K1  6PK1145  6PK1145K1  CT867  CT867K4  AP9004  VD1084  MS13	PS, (-AC) PS, WP, (AC) 2.FAN, OE-NO 1H0 119 137 2.FAN, OE-NO 1H0 119 137 A ALT, (-AC) ALT, (-AC) ALT, (AC) ALT, (AC) CA CA FOR ART-NO: VD1084
2.0	11/91-08/97	2E, ADY, AGG, AKR, ABA	85	1984	 11,5X685Ld  11,5X755Ld  2PJ860  6PK1033  6PK1153  6PK1153K1  6PK894  6PK976  6PK976K3  CT630  CT630K1	PS, (-AC) PS, (AC) 2.FAN ALT, (-AC), (AUTOM-TP), CH-NO 1H-T-240 001 ⇨ ALT, (AC) ALT, (AC) ALT, (-AC), (MANL-TP) ALT, (-AC), (AUTOM-TP), ⇨ CH-NO 1H-T-240 000 ALT, (-AC), (AUTOM-TP), ⇨ CH-NO 1H-T-240 000 CA CA
2.8 VR6	01/92-08/97	AAA	128	2792	 2PJ800  2PJ860  7DPK1360  7PK1290	2.FAN 2.FAN ALT, PS, AC ALT, PS
GOLF III Cabriolet (1E7)						
1.6	10/94-05/98	AEK, AFT, AKS	74	1595	 11,5X685Ld  11,5X755Ld  6PK1033  6PK1153  6PK1153K1  6PK894  6PK976  6PK976K3  CT848  CT848K4	PS PS, (AC) ALT, (AUTOM-TP), CH-NO 1H-T-240 001 ⇨ ALT, AC ALT, AC ALT, (MANL-TP) ALT, (AUTOM-TP), ⇨ CH-NO 1H-T-240 000 ALT, (AUTOM-TP), ⇨ CH-NO 1H-T-240 000 CA CA
1.8	07/93-05/98	AAM	55	1781	 11,5X685Ld  11,5X755Ld  2PJ800  2PJ860  6PK1033  6PK1153  6PK1153K1  6PK894	PS PS, (AC) 2.FAN 2.FAN ALT, (AUTOM-TP), CH-NO 1H-T-240 001 ⇨ ALT, AC ALT, AC ALT, (MANL-TP)
































































					ContiTech	
VW						
GOLF III Cabriolet (1E7) 					 6PK976  6PK976K3  CT848  CT848K4	ALT, (AUTOM-TP), ⇨CH-NO 1H-T-240 000 ALT, (AUTOM-TP), ⇨CH-NO 1H-T-240 000 CA CA
		ABS, ADZ	66	1781	 11,5X685Ld  11,5X755Ld  2PJ800  2PJ860  6PK1033  6PK1153  6PK1153K1  6PK894  6PK976  CT637  CT637K1	PS PS, (AC) 2.FAN 2.FAN ALT, (AUTOM-TP), CH-NO 1H-T-240 001⇨ ALT, AC ALT, AC ALT, (MANL-TP) ALT, (AUTOM-TP), ⇨CH-NO 1H-T-240 000 CA CA
2.0	07/93-05/98	2E, ADY, AGG, AKR	85	1984	 11,5X685Ld  11,5X755Ld  2PJ800  2PJ860  6PK1033  6PK1153  6PK1153K1  6PK894  6PK976  6PK976K3  CT630  CT630K1	PS PS, (AC) 2.FAN 2.FAN ALT, (AUTOM-TP), CH-NO 1H-T-240 001⇨ ALT, AC ALT, AC ALT, (MANL-TP) ALT, (AUTOM-TP), ⇨CH-NO 1H-T-240 000 ALT, (AUTOM-TP), ⇨CH-NO 1H-T-240 000 CA CA
GOLF IV (1J1, 1J5) 1.4 16V						
	08/97-06/06	AHW, AKQ, APE, AXP, BCA	55	1390	 6PK1080  6PK1080K1  6PK1548  6PK1548K1  CT957(SET)  CT957K1  CT957K1  CT957K1  CT957K1  CT957K2  CT957K2  CT957K3  CT957WP1  CT957WP1  CT957WP1  CT957WP1  CT957WP3  CT957WP4  CT957WP4	ALT, PS, (-AC) ALT, PS, (-AC) ALT, PS, (-AC) ALT, PS, (-AC) MTR-CODE: AKQ, AHW, APE, AXP, BCA, CA CA, MTR-CODE: AHW, MTR-NO 164201⇨, ⇨CH-NO 1J-6-050 000 CA, MTR-CODE: AKQ, MTR-NO 241245⇨ CA, MTR-CODE: BCA, ⇨CH-NO 1J-6-050 000 CA, MTR-CODE: APE, AXP CA, MTR-CODE: AHW, ⇨MTR-NO 164200 CA, MTR-CODE: AKQ, ⇨MTR-NO 241244 CA, CH-NO 1J-7-000 001⇨, MTR-CODE: AHW, BCA CA, MTR-CODE: BCA, ⇨CH-NO 1J-6-050 000 CA, MTR-CODE: AKQ, MTR-NO 241245⇨ CA, MTR-CODE: AHW, MTR-NO 164201⇨, ⇨CH-NO 1J-6-050 000 CA, MTR-CODE: APE, AXP CA, CH-NO 1J-7-000 001⇨, MTR-CODE: AHW, BCA CA, MTR-CODE: AHW, ⇨MTR-NO 164200 CA, MTR-CODE: AKQ, ⇨MTR-NO 241244
1.6	08/97-06/05	AEH, AKL, APF, AVU, BFQ, BJH	74-75	1595	 6DPK1195  6DPK1195K1  6PK1120  CT908  CT908K1  CT908WP1  AP9001	ALT, (AC) ALT, (AC) ALT, (AC) CA CA CA CA
1.6 16V	02/00-06/06	ATN, AUS, AZD, BCB	77	1598	 6PK1080  6PK1080K1  6PK1548  6PK1548K1	ALT, PS ALT, PS ALT, PS, AC ALT, PS, AC
						




































































					ContiTech	
VW						
GOLF IV (1J1, 1J5)						
1.6 FSI	01/02-06/06	BAD	81	1598	 CT957(SET)	CA
					 CT957K1	CA
					 CT957WP2	CA
					 6PK1080	ALT, (AC)
					 6PK1080K1	ALT, (AC)
1.8 T	08/97-06/05	AGU, AUM, ARZ, AWD, AQA	110	1781	 6PK1538	ALT, (AC)
					 CT957(SET)	CA
					 CT957K1	CA
					 CT957WP2	CA
					 6DPK1195	ALT, PS, AC
1.8 T GTI	08/01-06/05	AUQ	132	1781	 6DPK1195K1	ALT, PS, AC
					 6PK1120	ALT, PS
					 CT909	CA
					 CT909K2	CA, CH-NO 1J-Y-850 001⇒
					 CT909K3	CA, CH-NO 1J-Y-850 001⇒
1.8, 1.8 4motion	08/97-06/05	AGN, BAF	92	1781	 CT909K6	CA, ⇒CH-NO 1J-Y-850 000
					 CT909K7	CA, ⇒CH-NO 1J-Y-850 000
					 CT909WP1	CA, CH-NO 1J-Y-850 001⇒
					 CT909WP4	CA, ⇒CH-NO 1J-Y-850 000
					 VD1107	
1.9 SDI	08/97-06/06	AGP, AQM	50	1896	 6DPK1195	ALT, (AC)
					 6DPK1195K1	ALT, (AC)
					 6PK1120	ALT, (AC)
					 CT909	CA
					 CT909K2	CA, CH-NO 1J-Y-850 001⇒
					 CT909K3	CA, CH-NO 1J-Y-850 001⇒
					 CT909K6	CA, ⇒CH-NO 1J-Y-850 000
					 CT909K7	CA, ⇒CH-NO 1J-Y-850 000
					 CT909WP1	CA, CH-NO 1J-Y-850 001⇒
					 CT909WP4	CA, ⇒CH-NO 1J-Y-850 000
					 VD1107	
					 6PK1660	ALT, PS, (AC)
					 6PK1660D1	ALT, PS, (AC), CH-NO 1J-3B075 001⇒, CH-NO 1J3D016 001⇒, CH-NO 1J-3P066 001⇒, CH-NO 1J-3U205 001⇒, CH-NO 1J-3B350 001⇒, MTR-CODE: AQM
					 6PK1660K2	ALT, PS, (AC)
					 6PK906	ALT, PS, (-AC)
					 6PK906K3	ALT, PS, (-AC)
					 CT1044	CA, WP, MTR-CODE: AGP, MTR-NO 400 001⇒
					 CT1044	CA, WP, MTR-CODE: AQM, MTR-NO 045 001⇒
					 CT1044K1	CA, WP, MTR-CODE: AQM, MTR-NO 030 001⇒
					 CT1044K1	CA, WP, MTR-CODE: AGP, MTR-NO 400 001⇒
					 CT1044WP1	CA, WP, MTR-CODE: AGP, MTR-NO 400 001⇒
					 CT1044WP1	CA, WP, MTR-CODE: AQM, MTR-NO 030 001⇒
					 CT946	CA, WP, MTR-CODE: AGP, ⇒MTR-NO 400 000
					 CT946	CA, WP, MTR-CODE: AQM, ⇒MTR-NO 045 000
					 CT946K1	CA, WP, MTR-CODE: AGP, ⇒MTR-NO 400 000
					 CT946K1	CA, WP, MTR-CODE: AQM, ⇒MTR-NO 030 000
					 AP9001	
					 AP9016	
					 VD1076	CH-NO 1J-3B075 001⇒, CH-NO 1J-3D016 001⇒.




























































					ContiTech	
VW						
GOLF IV (1J1, 1J5)						
1.9 TDI	11/00-06/06	ASZ	96	1896	 VD1089  MS17  MS18	⇒CH-NO 1J-3B075 000, 1J-3D016 000, 1J-3P066 000, 1J-3U205 000, 1J-3W350 000 FOR ART-NO: VD1089 FOR ART-NO: VD1076
	05/00-06/05	ARL	110	1896	 6DPK1195  6DPK1195D1  6DPK1195K2  6PK1120  CT1028  CT1028K2  CT1028K3  CT1028K4  CT1028WP2  CT1028WP4  CT1028WP7  AP9001  VD1076  VD1091  MS17  MS18	ALT, PS, (AC) ALT, PS, (AC), CH-NO 1J-4D008 312⇒, CH-NO 1J-4U001 139⇒, CH-NO 1J-4W040 232⇒ ALT, PS, (AC) ALT, PS, (-AC) CA, WP CA, WP, ⇒CH-NO 1J-2W592 782, 1J-2U403 276, 1J-2D352 773, 1J-2B123 078, 1J-2P394 000 CA, WP, CH-NO 1J-2W592 783⇒, CH-NO 1J-2U403 277⇒, CH-NO 1J-2D352 774⇒, CH-NO 1J-2B123 079⇒, CH-NO 1J-2P394 001⇒ CA, WP, ⇒CH-NO 1J-2W592 782, 1J-2U403 276, 1J-2D352 773, 1J-2B123 078, 1J-2P394 000 ⇒MODEL '02, CA, WP, CH-NO 1J-2W592 783⇒, CH-NO 1J-2U403 277⇒, CH-NO 1J-2D352 774⇒, CH-NO 1J-2B123 079⇒, CH-NO 1J-2P394 001⇒ MODEL '03⇒, CA, WP ⇒MODEL '02, CA, WP, ⇒CH-NO 1J-2W592 782, 1J-2U403 276, 1J-2D352 773, 1J-2B123 078, 1J-2P394 000 MTR-CODE: ASZ, CH-NO 1J-4D008 312⇒, CH-NO 1J-4U001 139⇒, CH-NO 1J-4W040 232⇒ MTR-CODE: ASZ, ⇒CH-NO 1J-4D008 311, 1J-4U001 138, 1J-4W040 231 FOR ART-NO: VD1091 FOR ART-NO: VD1076
1.9 TDI, 1.9 TDI 4motion	08/99-06/01	AJM, AUY	85	1896	 6DPK1195  6DPK1195K2  6PK1120  CT1028  CT1028K2  CT1028K3  CT1028K4  CT1028WP5  AP9001  VD1091  MS17	ALT, (AC) ALT, (AC) ALT, (-AC) CA CA, ⇒CH-NO 1J-2W592 782, 1J-2U403 276, 1J-2D352 773, 1J-2B123 078, 1J-2P394 000 CA, CH-NO 1J-2W592 783⇒, CH-NO 1J-2U403 277⇒, CH-NO 1J-2D352 774⇒, CH-NO 1J-2B123 079⇒, CH-NO 1J-2P394 001⇒ CA, ⇒CH-NO 1J-2W592 782, 1J-2U403 276, 1J-2D352 773, 1J-2B123 078, 1J-2P394 000 CA, CH-NO 1J-2W592 783⇒, CH-NO 1J-2U403 277⇒, CH-NO 1J-2D352 774⇒, CH-NO 1J-2B123 079⇒, CH-NO 1J-2P394 001⇒ FOR ART-NO: VD1091
					 5PK1432  5PK1432K1  6DPK1195  6DPK1195K2  6PK1120  CT1028  CT1028K1  CT1028K2  CT1028K2  CT1028K4  CT1028K4  CT1028K5  CT1028WP6	ALT, (-AC), MTR-CODE: AUY ALT, (-AC), MTR-CODE: AUY ALT, (AC), MTR-CODE: AUY, AJM ALT, (AC), MTR-CODE: AUY, AJM ALT, (-AC), MTR-CODE: AJM CA, MTR-CODE: AUY, AJM CA, MTR-CODE: AJM, ⇒MTR-NO 185 670 CA, MTR-CODE: AUY CA, MTR-CODE: AJM, MTR-NO 185 671⇒ CA, MTR-CODE: AJM, MTR-NO 185 671⇒ CA, MTR-CODE: AUY CA, MTR-CODE: AJM, ⇒MTR-NO 185 670 CA, MTR-CODE: AJM, ⇒MTR-NO 185 670






					ContiTech	
VW						
GOLF IV (1J1, 1J5)						
					 CT1028WP7  CT1028WP7  AP9001  VD1091  MS17	CA, MTR-CODE: AUJ CA, MTR-CODE: AJM, CH-NO 185 671⇨ FOR ART-NO: VD1091
	09/00-06/06	ATD, AXR	74	1896	 6DPK1195  6DPK1195D1  6DPK1195K2  6PK1120  CT1028  CT1028K2  CT1028K3  CT1028K4  CT1028WP2  CT1028WP4  CT1028WP7  AP9001  VD1076  VD1091  MS17  MS18	ALT, PS, (AC) ALT, PS, (AC), CH-NO 1J-6-005 001⇨ ALT, PS, (AC), MODEL '03⇨ ALT, PS, (AC) CA, WP CA, MTR-CODE: ATD, AXR, ⇨CH-NO 1J-2W592 782, 1J-2U403 276, 1J-2D352 773, 1J-2B123 078, 1J-2P394 000 CA, MTR-CODE: ATD, AXR, CH-NO 1J-2W592 783⇨, CH-NO 1J-2U403 277⇨, CH-NO 1J-2D352 774⇨, CH-NO 1J-2B123 079⇨, CH-NO 1J-2P394 001⇨ CA, MTR-CODE: ATD, AXR, ⇨CH-NO 1J-2W592 782, 1J-2U403 276, 1J-2D352 773, 1J-2B123 078, 1J-2P394 000 ⇨MODEL '02, CA, MTR-CODE: ATD, AXR, CH-NO 1J-2W592 783⇨, CH-NO 1J-2U403 277⇨, CH-NO 1J-2D352 774⇨, CH-NO 1J-2B123 079⇨, CH-NO 1J-2P394 001⇨ CA, MTR-CODE: ATD, AXR, MODEL '03⇨ ⇨MODEL '02, CA, MTR-CODE: ATD, AXR, ⇨CH-NO 1J-2W592 782, 1J-2U403 276, 1J-2D352 773, 1J-2B123 078, 1J-2P394 000 CH-NO 1J-6-005 001⇨ ⇨CH-NO 1J-6-005 000 FOR ART-NO: VD1091 FOR ART-NO: VD1076
	10/97-05/06	AGR, AHF, ALH, ASV	66-81	1896	 6PK1660  6PK1660D1  6PK1660K1  6PK906  6PK906K1  CT1044  CT1044  CT1044K1  CT1044WP1  CT946  CT946  AP9001  AP9016  VD1076  VD1089  MS17  MS18	ALT, PS, (AC) ALT, PS, (AC), CH-NO 1J-3B075 001⇨, CH-NO 1J-3D016 001⇨, CH-NO 1J-3P066 001⇨, CH-NO 1J-3U205 001⇨, CH-NO 1J-3B350 001⇨ ALT, PS, (AC) ALT, PS, (AC) ALT, PS, (AC) CA, WP, MTR-CODE: AGR, MTR-NO 565001⇨ CA, WP, MTR-CODE: ALH, MTR-NO 500001⇨ CA, WP, MTR-CODE: AGR, ALH CA, WP, MTR-CODE: AGR, ALH CA, WP, MTR-CODE: ALH, ⇨MTR-NO 500000 CA, WP, MTR-CODE: AGR, ⇨MTR-NO 565000 CH-NO 1J-3B075 001⇨, CH-NO 1J-3D016 001⇨, CH-NO 1J-3P066 001⇨, CH-NO 1J-3U205 001⇨, CH-NO 1J-3W350 001⇨ ⇨CH-NO 1J-3B075 000, 1J-3D016 000, 1J-3P066 000, 1J-3U205 000, 1J-3W350 000 FOR ART-NO: VD1089 FOR ART-NO: VD1076
2.0	05/99-06/06	AQY, APK, AZJ	85	1984	 6DPK1195  6DPK1195K1  6PK1120  CT908  CT908K1  CT908WP2  VD1107	ALT, (AC) ALT, (AC) ALT, (AC) CA CA CA

					ContiTech	
VW						
GOLF IV (1J1, 1J5)						
		07/98-05/04 AQY, APK, AZG, AZJ, BER	85	1984	 6DPK1195  6DPK1195K1  6PK1120  CT908  CT908K1  CT908WP2  AP9001  VD1107	ALT, (AC) ALT, (AC) ALT, (AC) CA CA CA CA
	2.0 Bi-Fuel	02/02-06/06 BEH	85	1984	 6DPK1195  6DPK1195K1  6PK1120  CT908  CT908K1  CT908WP2  AP9001  VD1107	ALT, PS, AC ALT, PS, AC ALT, PS CA CA CA CA
	2.3 V5	08/97-10/00 AGZ	110	2324	 6DPK1352  6PK1285  AP9001  AP9016	ALT, (AC) ALT, (AC)
	2.8 V6 4motion	03/99-06/05 AQP, AUE, BDE	150	2792	 6DPK1320  6PK1264  AP9001	ALT, (AC) ALT, (AC)
GOLF IV Cabriolet (1E7)						
1.6	06/98-06/02	AFT, AKS	74	1595	 11,5X685Ld  11,5X755Ld  2PJ800  2PJ860  6PK1033	PS, (-AC) PS, (AC) 2.FAN, COLD COUNTRIES 2.FAN, HOT COUNTRIES ALT, (-AC), (AUTOM-TP), CH-NO 1E-T-012 001⇄, FOR ALT: 120A
					 6PK1153  6PK1153K1  6PK894  6PK976	ALT, (AC) ALT, (AC) ALT, (-AC), (MANL-TP), NOT FOR ALT: 120A ALT, (-AC), (AUTOM-TP), ⇄CH-NO 1E-T-012 000, FOR ALT: 120A
					 6PK976K3  CT848  CT848K4	ALT, (-AC), (AUTOM-TP), ⇄CH-NO 1E-T-012 000, FOR ALT: 120A CA CA
1.8	06/98-06/02	AAM, ANN	55	1781	 11,5X685Ld  11,5X755Ld  2PJ800  2PJ860  6PK1033	PS, (-AC) PS, (AC) 2.FAN, COLD COUNTRIES 2.FAN, HOT COUNTRIES ALT, (-AC), (AUTOM-TP), CH-NO 1E-T-240 001⇄, FOR ALT: 120A
					 6PK1153  6PK1153K1  6PK894  6PK976	ALT, (AC) ALT, (AC) ALT, (-AC), (MANL-TP), NOT FOR ALT: 120A ALT, (-AC), (AUTOM-TP), ⇄CH-NO 1E-T-240 000, FOR ALT: 120A
					 6PK976K3  CT848  CT848K4	ALT, (-AC), (AUTOM-TP), ⇄CH-NO 1E-T-240 000, FOR ALT: 120A CA CA
2.0	06/98-06/02	AGG, AKR, AWF, AWG, ATU	85	1984	 11,5X685Ld  11,5X755Ld  2PJ800  2PJ860  6PK1033	PS, (-AC) PS, (AC) 2.FAN, COLD COUNTRIES 2.FAN, HOT COUNTRIES ALT, (-AC), (AUTOM-TP), CH-NO 1E-T-240 001⇄, FOR ALT: 120A
					 6PK1153	ALT, (AC)
						


					ContiTech	
VW						
GOLF IV Cabriolet (1E7)						
					 6PK1153K1  6PK894  6PK976  6PK976K3  CT630  CT630K1  CT630K4	ALT, (AC) ALT, (-AC), (MANL-TP), NOT FOR ALT: 120A ALT, (-AC), (AUTOM-TP), ⇨CH-NO 1E-T-240 000, FOR ALT: 120A ALT, (-AC), (AUTOM-TP), ⇨CH-NO 1E-T-240 000, FOR ALT: 120A CA CA, MTR-CODE: AGG, AKR CA, MTR-CODE: ATU, AWF, AWG
GOLF PLUS (5M1, 521)						
1.2 TSI	11/09-12/13	CBZA, CBZB	63-77	1197	 6PK1432  6PK1693  AP9012	MTR-CODE: CBZA, CBZB, ALT, (-AC) MTR-CODE: CBZA, CBZB, ALT, (AC)
1.4 16V	01/05-11/06	BCA	55	1390	 6PK1100  6PK1100K1  6PK737  CT957(SET)  CT957K1  CT957K3  CT957WP1  CT957WP3	ALT, (AC) ALT, (AC) ALT, (AC) MTR-CODE: BCA, CA MTR-CODE: BCA, CA, ⇨CH-NO 1K-6-650 000 MTR-CODE: BCA, CA, CH-NO 1K-7-500 001⇨ MTR-CODE: BCA, CA, ⇨CH-NO 1K-6-650 000 MTR-CODE: BCA, CA, CH-NO 1K-7-500 001⇨
	05/06-12/13	BUD, CGGA	59	1390	 6PK1100  6PK1100K1  6PK737  CT957(SET)  CT957K3  CT957WP3	ALT, PS, (AC) ALT, PS, (AC) ALT, PS, (-AC) CA, MTR-CODE: BUD, CGGA CA, MTR-CODE: BUD, CGGA MTR-CODE: BUD, CGGA, CA
1.4 TSI	06/07-12/13	CAXA	90	1390	 6PK1090  6PK1733  6PK1733K3  AP9012	ALT, (AC) ALT, (AC) ALT, (AC)
	05/06-12/13	BMV, CAVD, CNWA	103-118	1390	 5PK491  6PK1600  6PK1698  AP9012	AIRC ALT, (AC) ALT, (AC)
1.6	05/05-12/13	BSE, BSF, CCSA, CMXA	75	1595	 6PK1045  6PK1045K2  6PK900  CT908  CT908K1  CT908WP1  AP9001	ALT, (AC) ALT, (AC) ALT, (AC) CA CA CA
1.6 FSI	01/05-05/08	BLF	85	1598	 6PK1090  6PK1733  6PK1733K3	ALT, (-AC) ALT, (AC) ALT, (AC)
1.6 TDI	03/09-12/13	CAYC	77	1598	 6PK1070  6PK1070K1  6PK842 ELAST  6PK842 ELAST T1  CT1139  CT1139K2  CT1139WP6  AP9001  VD1076  MS18  MS46	MTR-CODE: CAYB, CAYC, ALT, (AC) MTR-CODE: CAYB, CAYC, ALT, (AC) MTR-CODE: CAYB, CAYC, ALT, (-AC) MTR-CODE: CAYB, CAYC, ALT, (-AC) MTR-CODE: CAYB, CAYC, CA MTR-CODE: CAYB, CAYC, CA MTR-CODE: CAYB, CAYC, CA, WP MTR-CODE: CAYB, CAYC, ⇨10/2009 FOR ART-NO: VD1076 FOR ART-NO: VD1111
	02/09-12/13	CAYB	66	1598	 6PK1070  6PK1070K1  6PK842 ELAST  6PK842 ELAST T1	MTR-CODE: CAYB, CAYC, ALT, (AC) MTR-CODE: CAYB, CAYC, ALT, (AC) MTR-CODE: CAYB, CAYC, ALT, (-AC) MTR-CODE: CAYB, CAYC, ALT, (-AC)































































     ContiTech 					
VW					
GOLF PLUS (5M1, 521)					
1.9 TDI	01/05-01/09	BKC, BLS, BXE	77	1896	 CT1139  CT1139K2  CT1139WP6  AP9001  VD1076  MS46 MTR-CODE: CAYB, CAYC, CA MTR-CODE: CAYB, CAYC, CA MTR-CODE: CAYB, CAYC, CA, WP MTR-CODE: CAYB, CAYC, → 10/2009 FOR ART-NO: VD1076, VD1111
					 6PK1050  6PK1050D2  6PK1050K1  6PK1050K1  6PK1050K2  6PK948  CT1028  CT1028K3  CT1028WP3  AP9001  VD1076  MS18 ALT, (AC) ALT, (AC) ALT, (AC), MTR-CODE: BKC, CH-NO 1K-5-600 001→ ALT, (AC), MTR-CODE: BLS, BXE ALT, (AC), MTR-CODE: BKC, →CH-NO 1K-5-600 000 ALT, (AC) CA, WP CA, WP CA, WP FOR ART-NO: VD1076
					 6PK1050  6PK1050D2  6PK1050K1  6PK1050K1  6PK1050K2  6PK948  CT1028  CT1028K3  CT1028WP3  AP9001  VD1076  MS18 ALT, PS, (AC) ALT, PS, (AC) ALT, (AC), MTR-CODE: BXF, BXJ ALT, (AC), MTR-CODE: BRU, CH-NO 1K-6-500 001→ ALT, (AC), MTR-CODE: BRU, →CH-NO 1K-6-500 000 ALT, PS, (-AC) CA, WP CA, WP CA, WP FOR ART-NO: VD1076
					 6PK1045  6PK1045K2  6PK900  CT1088  CT1088K3  CT1088WP4  AP9001  VD1107 ALT, AC ALT, AC ALT, (-AC) CA CA CA
2.0 TDI	12/05-05/11	BMM	103	1968	 6PK1050  6PK1050D2  6PK1050K1  6PK948  CT1028  CT1028K3  CT1028WP4  AP9001  VD1076  MS18 ALT, PS, (AC) ALT, PS, (AC) ALT, PS, (AC) ALT, PS, (-AC) CA, WP CA, WP CA, WP FOR ART-NO: VD1076
					 6PK1070  6PK1070K1  6PK842 ELAST  6PK842 ELAST T1  CT1134  CT1134K1  CT1134WP2  CT1139  CT1139K2  CT1139WP2  CT1139WP6  AP9001  VD1076 MTR-CODE: CBDA, CBDB, CBDC, CLCA, ALT, (AC) MTR-CODE: CBDA, CBDB, CBDC, CLCA, ALT, (AC) MTR-CODE: CBDA, CBDB, CBDC, CLCA, ALT, (-AC) MTR-CODE: CBDA, CBDB, CBDC, CLCA, ALT, (-AC) MTR-CODE: CBDA, CBDB, CBDC, CA MTR-CODE: CBDA, CBDB, CBDC, CA MTR-CODE: CBDA, CBDB, CBDC, CA, WP MTR-CODE: CLCA, CA MTR-CODE: CLCA, CA MTR-CODE: CLCA, →MODEL '11, CA, WP MTR-CODE: CLCA, MODEL '12→, CA, WP MTR-CODE: CBDA, CBDB, CBDC

































































					ContiTech	
VW						
GOLF PLUS (5M1, 521)						
2.0 TDI, 2.0 TDI 16V	01/05-12/13	AZV, CBDA, CFHB, BKD, CBDB, CFHC	100-103	1968	 MS46  6PK1050  6PK1050D2  6PK1050K2  6PK1070  6PK842 ELAST  6PK842 ELAST T1  6PK948  CT1051  CT1051K1  CT1051K2  CT1051WP1  CT1051WP2  CT1134  CT1134K1  CT1134WP2  CT1139  CT1139K2  CT1139WP2  CT1139WP6  AP9001  VD1076  MS18  MS46  MS46	MTR-CODE: AZV, BKD, ALT, (AC) MTR-CODE: AZV, BKD, ALT, (AC) MTR-CODE: AZV, BKD, ALT, (AC) MTR-CODE: CBDA, CBDB, CBDC, CFHB, CFHC, ALT, (AC) MTR-CODE: CBDA, CBDB, CBDC, CFHB, CFHC, ALT, (AC) MTR-CODE: CBDA, CBDB, CBDC, CFHB, CFHC, ALT, (AC) MTR-CODE: AZV, BKD, ALT, (AC) MTR-CODE: AZV, BKD, CA CA, MTR-CODE: AZV, BKD, ⇨CH-NO 1K-6-650 000 CA, MTR-CODE: AZV, BKD, CH-NO 1K-7-500 001⇨ CA, WP, MTR-CODE: AZV, BKD, ⇨CH-NO 1K-6-650 000 CA, WP, MTR-CODE: AZV, BKD, CH-NO 1K-7-500 001⇨ MTR-CODE: CBDA, CBDB, CBDC, CA MTR-CODE: CBDA, CBDB, CBDC, CA MTR-CODE: CBDA, CBDB, CBDC, CA, WP MTR-CODE: CFHB, CFHC, CA MTR-CODE: CFHB, CFHC, CA MTR-CODE: CFHB, CFHC, ⇨MODEL '11, CA, WP MTR-CODE: CFHB, CFHC, MODEL '12⇨, CA, WP MTR-CODE: AZV, BKD, CBDA, CBDB, CBDC MTR-CODE: AZV, BKD, FOR ART-NO: VD1076 MTR-CODE: CFHB, CFHC, FOR ART-NO: VD1111 MTR-CODE: CBDA, CBDB, CBDC, FOR ART-NO: VD1076
GOLF SPORTSVAN (AM1)						
1.2 TSI	04/14-	CYVA, CYVB	63-81	1197	 6PK1005  6PK745  CT1167  CT1167K1	ALT, (AC) ALT, (-AC) CA CA
1.4 TSI, 1.4 TSI MultiFuel	02/14-	CZDA, CPVB, CZCA	92-110	1395	 6PK1005  6PK745  CT1167  CT1167K1  CT1169	ALT, (AC) ALT, (-AC) CA CA WP
1.6	05/14-	CWVA	81	1598	 6PK1005  CT1167  CT1167K1	ALT, (AC) CA CA
GOLF V (1K1, 1K5)						
1.4 16V	10/03-05/06	BCA	55	1390	 6PK1100  6PK1100K1  6PK737  CT957(SET)  CT957K1  CT957K3  CT957WP1  CT957WP3	ALT, (AC) ALT, (AC) ALT, (-AC) MTR-CODE: BCA, CA MTR-CODE: BCA, CA, ⇨CH-NO 1K-6-250 000 MTR-CODE: BCA, CA, CH-NO 1K-7-000 001⇨ MTR-CODE: BCA, CA, ⇨CH-NO 1K-6-250 000 MTR-CODE: BCA, CA, CH-NO 1K-7-000 001⇨
	05/06-11/08	BUD	59	1390	 6PK1100  6PK1100K1  6PK737  CT957(SET)  CT957K3  CT957WP3	ALT, PS, (AC) ALT, PS, (AC) ALT, PS, (-AC) CA, MTR-CODE: BUD CA, MTR-CODE: BUD MTR-CODE: BUD, CA
1.4 FSI	10/03-07/06	BKG, BLN	66	1390	 6PK1090  6PK1733	ALT, PS, (-AC) ALT, PS, (AC)




























































































































ContiTech










































































































































VW						
GOLF V (1K1, 1K5)						
	1.4 TSI	05/07-07/09	CAXA	90	1390	 6PK1733K3 ALT, PS, (AC)
		11/05-07/09	CAVD, BLG, BMY	103-125	1390	 6PK1090 ALT, (-AC)  6PK1733 ALT, (AC)  6PK1733K3 ALT, (AC)  AP9012
	1.6	01/04-07/09	BGU, BSE, BSF, CCSA	75	1595	 5PK491 AIRC  6PK1600 ALT, (-AC)  6PK1698 ALT, (AC)  AP9012
		10/03-07/08	BAG, BLF, BLP	85	1598	 6PK1045 ALT, (AC)  6PK1045K2 ALT, (AC)  6PK900 ALT, (-AC)  CT908 CA  CT908K1 CA  CT908WP1 CA  AP9001
	1.6 FSI	10/03-07/08	BAG, BLF, BLP	85	1598	 6PK1190 ALT, PS, (-AC)  6PK1733 ALT, PS, (AC)  6PK1733K3 ALT, PS, (AC)
	1.9 TDI	10/03-11/08	BKC, BLS, BXE	77	1896	 6PK1050 ALT, (AC)  6PK1050D2 ALT, (AC)  6PK1050K1 ALT, (AC), MTR-CODE: BLS, BXE  6PK1050K1 ALT, (AC), MTR-CODE: BKC, CH-NO 1K-5-600 001 →  6PK1050K2 ALT, (AC), MTR-CODE: BKC, →CH-NO 1K-5-600 000  6PK948 ALT, (-AC)  CT1028 CA, WP  CT1028K3 CA, WP  CT1028WP3 CA  AP9001  VD1076  MS18 FOR ART-NO: VD1076
		05/04-11/08	BRU, BXF, BXJ	66	1896	 6PK1050 ALT, (AC)  6PK1050D2 ALT, (AC)  6PK1050K1 ALT, (AC), MTR-CODE: BRU, CH-NO 1K-6-500 001 →  6PK1050K1 ALT, (AC), MTR-CODE: BXF, BXJ  6PK1050K2 ALT, (AC), MTR-CODE: BRU, →CH-NO 1K-6-500 000  6PK948 ALT, (AC)  CT1028 CA, WP  CT1028K3 CA, WP  CT1028WP3 CA, WP  AP9001  VD1076  MS18 FOR ART-NO: VD1076
	1.9 TDI, 1.9 TDI 4motion	06/07-07/09	BLS, BXE	77	1896	 6PK1050 ALT, (AC)  6PK1050D2 ALT, (AC)  6PK1050K1 ALT, (AC)  6PK948 ALT, (-AC)  CT1028 CA  CT1028K3 CA  CT1028WP3 CA  AP9001  VD1076  MS18 FOR ART-NO: VD1076
		01/04-11/08	AXW, BLX, BLY, BLR, BVY, BVZ, BVX	110	1984	 6PK1045 ALT, (AC)  6PK1045K2 ALT, (AC)  6PK900 ALT, (-AC)  CT1056 CA, MTR-CODE: AXW  CT1056K1 CA, MTR-CODE: AXW  CT1088 CA, MTR-CODE: BLX, BLY, BLR, BVX, BVY, BVZ  CT1088K3 CA, MTR-CODE: BLX, BLY, BLR, BVX, BVY, BVZ  CT1088WP4 CA, MTR-CODE: BLX, BLY, BLR, BVX, BVY, BVZ

















































					ContiTech	
VW						
GOLF V (1K1, 1K5)						
2.0 FSI 4motion	08/04-11/08	BLX, BVX	110	1984	 AP9001  VD1107	
					 6PK1045 ALT, (AC)  6PK1045K2 ALT, (AC)  6PK900 ALT, (-AC)  CT1088 CA, MTR-CODE: BLX  CT1088K3 CA, MTR-CODE: BLX  CT1088WP4 CA, MTR-CODE: BLX  AP9001  VD1107	
2.0 GTI	10/04-02/09	AXX, BWA, BPY, CAWB, CCTA, CBFA	147	1984	 6PK1054 ALT, (AC), MTR-CODE: BWA, AXX, BPY  6PK1120 ALT, (AC), MTR-CODE: CCTA, CAWB, CBFA  6PK955 ALT, (-AC), MTR-CODE: BWA, AXX, BPY  CT1088 CA, WP, MTR-CODE: BWA, AXX, BPY  CT1088K3 CA, WP, MTR-CODE: BWA, AXX, BPY  CT1088WP3 CA, WP, MTR-CODE: BWA, AXX, BPY  CT1143 WP, MTR-CODE: CCTA, CAWB, CBFA  AP9001  AP9009	
	09/06-12/08	BYD	169	1984	 6PK1054 MTR-CODE: BYD, ALT, (AC)  6PK955 MTR-CODE: BYD, ALT, (-AC)  CT1088 MTR-CODE: BYD, CA, WP  CT1088K3 CA  AP9001	
2.0 SDI	01/04-11/08	BDK	55	1968	 6PK1050 ALT, (AC)  6PK1050D2 ALT, (AC)  6PK1050K2 ALT, (AC)  6PK948 ALT, (-AC)  CT1028 CA, WP  CT1028K3 CA, WP  CT1028WP3 CA, WP  AP9001  VD1076  MS18	FOR ART-NO: VD1076
2.0 TDI	11/05-11/08	BMN	125	1968	 6PK1050 MTR-CODE: BMN, ALT, PS, (AC)  6PK1050D2 MTR-CODE: BMN, ALT, PS, (AC)  6PK1050K2 MTR-CODE: BMN, ALT, PS, (AC)  6PK948 MTR-CODE: BMN, ALT, PS, (-AC)  CT1051 MTR-CODE: BMN, CA, WP  CT1051K2 CA, WP, MTR-CODE: BMN  CT1051WP2 MTR-CODE: BMN, CA, WP  AP9001  VD1076  MS18	FOR ART-NO: VD1076
	10/03-11/08	AZV	100	1968	 6PK1050 MTR-CODE: AZV, BKD, ALT, (AC)  6PK1050D2 MTR-CODE: AZV, BKD, ALT, (AC)  6PK1050K2 MTR-CODE: AZV, BKD, ALT, (AC)  6PK1070 MTR-CODE: CBDA, CBDB, CBDC, ALT, (AC)  6PK842 ELAST MTR-CODE: CBDA, CBDB, CBDC, ALT, (-AC)  6PK842 ELAST T1 MTR-CODE: CBDA, CBDB, CBDC, ALT, (-AC)  6PK948 MTR-CODE: AZV, BKD, ALT, (-AC)  CT1051 MTR-CODE: AZV, BKD, CA, WP  CT1051K1 MTR-CODE: AZV, BKD, ⇨MODEL '05, CA, WP  CT1051K1 MTR-CODE: AZV, BKD, MODEL '06⇨, CA, WP, ⇨CH-NO 1K-6-250 000  CT1051K2 MTR-CODE: AZV, BKD, ⇨MODEL '05, CA, WP  CT1051K2 MTR-CODE: AZV, BKD, MODEL '06⇨, CA, WP, CH-NO 1K-7-000 001⇨  CT1051WP1 MTR-CODE: AZV, BKD, MODEL '06⇨, CA, WP, ⇨CH-NO 1K-6-250 000  CT1051WP1 MTR-CODE: AZV, BKD, ⇨MODEL '05, CA, WP	




































































					ContiTech	
VW						
GOLF V (1K1, 1K5) 					 CT1051WP2  CT1051WP2  CT1134  CT1134K1  CT1134WP2  AP9001  VD1076  MS18	MTR-CODE: AZV, BKD, MODEL '06⇒, CA, WP, CH-NO 1K-7-000 001⇒ MTR-CODE: AZV, BKD, ⇒MODEL '05, CA, WP MTR-CODE: CBDA, CBDB, CBDC, CA MTR-CODE: CBDA, CBDB, CBDC, CA MTR-CODE: CBDA, CBDB, CBDC, CA, WP FOR ART-NO: VD1076
	12/04-07/09	BMM	103	1968	 6PK1050  6PK1050D2  6PK1050K1  6PK948  CT1028  CT1028K3  CT1028WP4  AP9001  VD1076  MS18	ALT, PS, (AC) ALT, PS, (AC) ALT, PS, (AC) ALT, PS, (-AC) CA, WP CA, WP CA, WP FOR ART-NO: VD1076
2.0 TDI 16V	06/07-07/09	BKD, CBDB	103	1968	 6PK1050  6PK1050D2  6PK1050K2  6PK1070  6PK1070K1  6PK842 ELAST  6PK842 ELAST T1  6PK948  CT1051  CT1051K1  CT1051K2  CT1051WP1  CT1051WP2  CT1134  CT1134K1  CT1134WP2  AP9001  VD1076  MS18	MTR-CODE: AZV, BKD, ALT, (AC) MTR-CODE: AZV, BKD, ALT, (AC) MTR-CODE: AZV, BKD, ALT, (AC) MTR-CODE: CBDA, CBDB, ALT, (AC) MTR-CODE: CBDA, CBDB, ALT, (AC) MTR-CODE: CBDA, CBDB, ALT, (-AC) MTR-CODE: CBDA, CBDB, ALT, (-AC) MTR-CODE: AZV, BKD, ALT, (AC) MTR-CODE: AZV, BKD, CA, WP CA, WP, MTR-CODE: AZV, BKD, ⇒CH-NO 1K-6-250 000 CA, WP, MTR-CODE: AZV, BKD, CH-NO 1K-7-000 001⇒ CA, WP, MTR-CODE: AZV, BKD, ⇒CH-NO 1K-6-250 000 CA, WP, MTR-CODE: AZV, BKD, CH-NO 1K-7-000 001⇒ MTR-CODE: CBDA, CBDB, CA, WP MTR-CODE: CBDA, CBDB, CA, WP MTR-CODE: CBDA, CBDB, CA, WP, ⇒04/2012 FOR ART-NO: VD1076
2.0 TDI 16V, 2.0 TDI 16V 4motion	10/03-11/08	BKD	103	1968	 6PK1050  6PK1050D2  6PK1050K2  6PK948  CT1051  CT1051K1  CT1051K2  CT1051WP1  CT1051WP2  AP9001  VD1076  MS18	MTR-CODE: AZV, BKD, ALT, (AC) MTR-CODE: AZV, BKD, ALT, (AC) MTR-CODE: AZV, BKD, ALT, (AC) MTR-CODE: AZV, BKD, ALT, (-AC) MTR-CODE: AZV, BKD, CA, WP MTR-CODE: AZV, BKD, CA, WP, ⇒CH-NO 1K-6-250 000 MTR-CODE: AZV, BKD, CA, WP, CH-NO 1K-7-000 001⇒ MTR-CODE: AZV, BKD, CA, WP, ⇒CH-NO 1K-6-250 000 MTR-CODE: AZV, BKD, CA, WP, CH-NO 1K-7-000 001⇒ FOR ART-NO: VD1076
GOLF VI (5K1, AJ5) 1.2 TSI	11/08-07/13	CBZA, CBZB	63-77	1197	 6PK1432	MTR-CODE: CBZB, ALT, (-AC)

					ContiTech	
VW						
GOLF VI (5K1, AJ5)						
1.4	10/08-11/12	CGGA	59	1390	 6PK1693	MTR-CODE: CBZB, ALT, (AC)
					 AP9012	
1.4 TSI	10/08-07/13	CAXA	90	1390	 6PK1100	ALT, (AC)
					 6PK1100K1	ALT, (AC)
					 6PK737	ALT, (AC)
					 CT957(SET)	MTR-CODE: CGGA, CA
					 CT957K3	MTR-CODE: CGGA, CA
					 CT957WP3	MTR-CODE: CGGA, CA
1.4 TSI	10/08-07/13	CAXA	90	1390	 6PK1090	ALT, (AC)
					 6PK1733	ALT, (AC)
					 6PK1733K3	ALT, (AC)
					 AP9012	
					 5PK491	AIRC
1.6	10/08-07/13	BSE, BSF, CCSA, CMXA	75	1595	 6PK1600	ALT, (AC)
					 6PK1698	ALT, (AC)
					 AP9012	
					 6PK1045	ALT, (AC)
					 6PK1045K2	ALT, (AC)
					 6PK900	ALT, (AC)
1.6 BiFuel	03/09-11/12	CHGA	75	1595	 CT908	CA
					 CT908K1	CA
					 CT908WP1	CA
					 AP9001	
					 6PK1045	ALT, (AC)
					 6PK1045K2	ALT, (AC)
1.6 TDI	02/09-07/13	CAYB	66	1598	 6PK900	ALT, (AC)
					 CT908	CA
					 CT908K1	CA
					 AP9001	
					 6PK1070	MTR-CODE: CAYB, CAYC, ALT, (AC)
					 6PK1070K1	MTR-CODE: CAYB, CAYC, ALT, (AC)
1.6 TDI, 1.6 TDI 4motion	07/09-07/13	CAYC	77	1598	 6PK842 ELAST	MTR-CODE: CAYB, CAYC, ALT, (-AC)
					 6PK842 ELAST T1	MTR-CODE: CAYB, CAYC, ALT, (-AC)
					 CT1139	MTR-CODE: CAYB, CAYC, CA
					 CT1139K2	MTR-CODE: CAYB, CAYC, CA
					 CT1139WP6	MTR-CODE: CAYB, CAYC, CA, WP
					 AP9001	
					 VD1076	MTR-CODE: CAYB, CAYC, ⇨ 10/2009
					 MS46	FOR ART-NO: VD1111
					 MS46	VD1076
					 6PK1070	MTR-CODE: CAYB, CAYC, ALT, (AC)
2.0 GTI	05/11-11/12	CDLG	173	1984	 6PK1070K1	MTR-CODE: CAYB, CAYC, ALT, (AC)
					 6PK842 ELAST	MTR-CODE: CAYB, CAYC, ALT, (-AC)
					 6PK842 ELAST T1	MTR-CODE: CAYB, CAYC, ALT, (-AC)
					 CT1139	MTR-CODE: CAYB, CAYC, CA
					 CT1139K2	MTR-CODE: CAYB, CAYC, CA
					 CT1139WP6	CA, WP, MTR-CODE: CAYB, CAYC
					 AP9001	
					 VD1076	MTR-CODE: CAYB, CAYC, ⇨ 10/2009
					 MS18	FOR ART-NO: VD1076, ⇨ 10/2009
					 MS46	FOR ART-NO: VD1111, 11/2009⇨
2.0 GTI	05/11-11/12	CDLG	173	1984	 6PK1054	ALT, (AC)
					 6PK955	ALT, (AC)
					 CT1088	CA
					 CT1088K3	CA
					 CT1088WP3	CA
					 AP9001	
2.0 GTI	04/09-11/12	CCZB	155	1984	 6PK1120	ALT
					CT1143	WP
					CT1143WP1	WP
					AP9009	

						ContiTech	
VW	VW						
	GOLF VI (5K1, AJ5) ↔ 2.0 R 4motion	11/09-11/12	CDLF	199	1984	 6PK1054  6PK955  CT1088  CT1088K3  AP9001	MTR-CODE: BYD, ALT, (AC) MTR-CODE: BYD, ALT, (-AC) MTR-CODE: BYD, CA, WP CA
	2.0 TDI	10/08-11/12	CBDC, CLCA	81	1968	 6PK1070  6PK1070K1  6PK842 ELAST  6PK842 ELAST T1  CT1134  CT1134K1  CT1134WP2  CT1139  CT1139K2  CT1139WP2  CT1139WP6  AP9001  VD1076  MS46	MTR-CODE: CBDC, CLCA, ALT, (AC) MTR-CODE: CBDC, CLCA, ALT, (AC) MTR-CODE: CBDC, CLCA, ALT, (-AC) MTR-CODE: CBDC, CLCA, ALT, (-AC) MTR-CODE: CBDC, CA MTR-CODE: CBDC, CA MTR-CODE: CBDC, CA, WP MTR-CODE: CLCA, CA MTR-CODE: CLCA, CA MTR-CODE: CLCA, ⇨ MODEL '11, CA, WP MTR-CODE: CLCA, MODEL '12⇨, CA, WP MTR-CODE: CBDC
		04/09-11/12	CBBB, CFGB	125	1968	 6PK1070  6PK1070K1  6PK842 ELAST  6PK842 ELAST T1  CT1134  CT1134K1  CT1134WP1  CT1139  CT1139K2  CT1139WP6  AP9001  VD1076  MS46	MTR-CODE: CBBB, CFGB, ALT, (AC) MTR-CODE: CBBB, CFGB, ALT, (AC) MTR-CODE: CBBB, CFGB, ALT, (-AC) MTR-CODE: CBBB, CFGB, ALT, (-AC) MTR-CODE: CBBB, CA MTR-CODE: CBBB, CA MTR-CODE: CBBB, CA, WP MTR-CODE: CFGB, CA MTR-CODE: CFGB, CA MTR-CODE: CFGB, CA, WP MTR-CODE: CBAB, CBBB
	2.0 TDI 16V	07/09-07/13	CBDB, CJAA, CFHC, CLCB	103	1968	 6PK1070  6PK1070K1  6PK842 ELAST  6PK842 ELAST T1  CT1134  CT1134K1  CT1134WP1  CT1134WP2  CT1139  CT1139K2  CT1139WP6  AP9001  VD1076  MS18  MS46	MTR-CODE: CBDA, CBDB, CFHB, CFHC, ALT, (AC) MTR-CODE: CBDA, CBDB, CFHB, CFHC, ALT, (AC) MTR-CODE: CBDA, CBDB, CFHB, CFHC, ALT, (-AC) MTR-CODE: CBDA, CBDB, CFHB, CFHC, ALT, (-AC) CA, WP, MTR-CODE: CBDA, CBDB CA, WP, MTR-CODE: CBDA, CBDB MTR-CODE: CBDA, CBDB, CA, WP, 05/2012⇨ CA, WP, MTR-CODE: CBDA, CBDB, ⇨04/2012 MTR-CODE: CFHB, CFHC, CA, WP MTR-CODE: CFHB, CFHC, CA, WP MTR-CODE: CFHB, CFHC, CA, WP MTR-CODE: CBDA, CBDB FOR ART-NO: VD1076 FOR ART-NO: VD1111
	2.0 TDI, 2.0 TDI 4motion	10/08-11/12	CBAA, CFFA, CBAB, CFFB, CJAA	100-103	1968	 6PK1070  6PK1070K1  6PK842 ELAST  6PK842 ELAST T1  CT1134  CT1134K1  CT1134WP2  CT1139  CT1139K2  CT1139WP2  CT1139WP6  AP9001  VD1076  MS46	MTR-CODE: CBAA, CBAB, CJAA, CFFB, ALT, (AC) MTR-CODE: CBAA, CBAB, CJAA, CFFB, ALT, (AC) MTR-CODE: CBAA, CBAB, CJAA, CFFB, ALT, (-AC) MTR-CODE: CBAA, CBAB, CJAA, CFFB, ALT, (-AC) MTR-CODE: CBAA, CBAB, CJAA, CA MTR-CODE: CBAA, CBAB, CJAA, CA MTR-CODE: CBAA, CBAB, CJAA, CA, WP MTR-CODE: CFFA, CFFB, CA MTR-CODE: CFFA, CFFB, CA MTR-CODE: CFFA, CFFB, ⇨MODEL '11, CA, WP MTR-CODE: CFFA, CFFB, MODEL '12⇨, CA, WP MTR-CODE: CBAA, CBAB, CJAA

					ContiTech		
VW							
GOLF VI Cabriolet (517)							
 1.2 TSI	03/11-	CBZB	77	1197	 6PK1432  6PK1693  AP9012	MTR-CODE: CBZB, ALT, (-AC) MTR-CODE: CBZB, ALT, (AC)	
	1.2 TSI 16V	11/13-	CYVD	77	1197	 6PK1000  6PK745 ALT, (AC) ALT, (-AC)	
1.4 TSI	11/11-	CAXA	90	1390	 6PK1090  6PK1733  6PK1733K3  AP9012 ALT, (-AC) ALT, (AC) ALT, (AC)		
	03/11-	CAVD, CNWA, CTHD, CTKA	118	1390	 5PK491  6PK1600  6PK1698  AP9012 AIRC ALT, (-AC) ALT, (AC)		
1.6 TDI	03/11-	CAYC	77	1598	 6PK1070  6PK1070K1  6PK842 ELAST  6PK842 ELAST T1  CT1139  CT1139K2  CT1139WP6  AP9001  MS46 MTR-CODE: CAYB, CAYC, ALT, (AC) MTR-CODE: CAYB, CAYC, ALT, (AC) MTR-CODE: CAYB, CAYC, ALT, (-AC) MTR-CODE: CAYB, CAYC, ALT, (-AC) MTR-CODE: CAYB, CAYC, CA MTR-CODE: CAYB, CAYC, CA MTR-CODE: CAYC, CA, WP		
2.0 R	01/13-	CDLA	195	1984	 6PK1054  6PK955  CT1088  CT1088K3  AP9001 MTR-CODE: BYD, ALT, (AC) MTR-CODE: BYD, ALT, (-AC) MTR-CODE: BYD, CA, WP CA		
2.0 TDI	11/11-	CFHC	103	1968	 6PK1070  6PK1070K1  6PK842 ELAST  6PK842 ELAST T1  CT1139  CT1139K2  CT1139WP6  AP9001  MS46 ALT, (AC) ALT, (AC) ALT, (AC) ALT, (-AC) CA CA CA, WP		
GOLF VII (5G1, BA5, BE1)							
1.0 TSI	05/15-	CHZD	85	999	 6PK1000  6PK745  CT1167 ALT, (AC) ALT, (-AC) CA		
1.2 TSI	04/14-	CYVB	81	1197	 6PK1005  6PK745  CT1167  CT1167K1 ALT, (AC) ALT, (-AC) CA CA		
	08/12-	CJZB, CYVA, CJZA	63-77	1197	 6PK1000  6PK1005  6PK737  6PK745  CT1167  CT1167K1 ALT, (AC), ⇨ 11/2013 ALT, (AC), 11/2013⇨ ALT, (-AC), ⇨ 11/2013 ALT, (-AC), 11/2013⇨ CA CA		
1.4 GTE Hybrid	05/14-	CUKB	110	1395	 CT1167  CT1167K1  CT1169 CA CA WP		
1.4 TGI CNG, 1.4 TSI, 1.4 TSI MultiFuel	11/12-	CMBA, CXSA, CPVA, CPTA, CHPA, CPWA, CZBA	81-103	1395	 6PK1000  6PK1005  6PK737  6PK745  CT1167  CT1167K1  CT1169 ALT, (AC), ⇨ 11/2013 ALT, (AC), 11/2013⇨ ALT, (-AC), ⇨ 11/2013 ALT, (-AC), 11/2013⇨ CA CA CA WP		
1.4 TSI, 1.4 TSI MultiFuel	12/13-	CHPB, CZEA,	92-110	1395	 6PK1005 	ALT, (AC)	

					ContiTech	
VW						
GOLF VII (5G1, BA5, BE1)						
1.6	05/14-	CZDA, CPVB, CZCA	81	1598	 6PK745  CT1167  CT1167K1  CT1169	ALT, (-AC) CA CA WP
		CWVA			 6PK1005  CT1167  CT1167K1	ALT, (AC) CA CA
1.6 TDI, 1.6 TDI 4motion	05/13-	CLHB, CRKA, CRKB, CXXB, CLHA	66-77	1598	 6PK1026  6PK799 ELAST  6PK799 ELAST T1  CT1168  CT1168K1  AP9022  VD1076  MS46	ALT, (AC) ALT, (-AC) ALT, (-AC) CA CA FOR ART-NO: VD1076
	08/12-	CLHA, CLHB, CRKA, CRKB, CXXB			 6PK1026  6PK799 ELAST  6PK799 ELAST T1  CT1168  CT1168K1  VD1076  MS46	ALT, (AC) ALT, (-AC) ALT, (-AC) CA CA FOR ART-NO: VD1076
2.0 GTD	04/13-	CUNA	135	1968	 AP9022  VD1076	
2.0 GTI, 2.0 R 4motion	04/13-	CNTA, CXCA, CHHB, CXDA, CHHA, CJXB, CJXC	155-221	1984	 6PK1130	ALT
2.0 TDI	08/12-	CRBB, CRVC	105	1968	 CT1168  VD1076  MS46	CA FOR ART-NO: VD1076
2.0 TDI, 2.0 TDI 4motion	11/12-	CRLB, CKFC, CRMB, CRBC, CRUA	110	1968	 6PK1026  6PK799 ELAST  6PK799 ELAST T1  CT1168  CT1168K1  VD1076  MS46	ALT, (AC) ALT, (-AC) ALT, (-AC) CA CA FOR ART-NO: VD1076
		CRVA, CYKB, CRLB, CRBC, CRUA, CRLD			81-110	1968
JETTA II (19E, 1G2, 165)						
1.3 CAT	06/87-12/91	MH, NZ, 2G	40	1272	 11,9X710Ld  AVX10X685  CT629  CT629WP1  CT633  CT633WP1	ALT, CH-NO MW000001⇄, CH-NO MB000001⇄ ALT, ⇄CH-NO LB300000, LW990000 CA, MTR-NO NZ200001⇄, 2G262740⇄ CA, MTR-NO NZ200001⇄, 2G262740⇄ CA, ⇄MTR-NO NZ200000, 2G262739 CA, ⇄MTR-NO NZ200000, 2G262739
		PN, RF			51-53	1595
	01/84-07/92	EZ, ABN, HM	55	1595	 AVX10X630	ALT, (AC)


































































					ContiTech		
VW							
JETTA II (19E, 1G2, 165)							
					 AVX10X730	PS	
					 AVX10X865	ALT, (PS)	
					 AVX10X940	ALT, ⇨07/1985	
					 AVX10X950	ALT, 07/1985⇨	
					 AVX13X950	AC	
					 CT637	CA	
					 CT637K1	CA	
1.6 D	01/84-10/91	JP, ME	40	1588	 11,9X950Ld	ALT	
					 AVX10X685	ALT, ⇨CH-NO F350000, (AC)	
					 AVX10X700	ALT, (AC), CH-NO F350001⇨	
					 AVX10X735	PS	
					 AVX13X950	AC	
					 CT513	CA	
					 CT513K1	CA	
JETTA III (1K2)							
1.4 TSI	07/06-10/10	BMV	103	1390	 5PK491	AIRC, MTR-CODE: BMV	
					 6PK1698	ALT, (AC)	
					 AP9012		
	05/07-10/10	CAXA	90	1390	 6PK1090	ALT, (AC)	
					 6PK1733	ALT, (AC)	
					 6PK1733K3	ALT, (AC)	
					 AP9012		
1.6	10/05-10/10	BGU, BSE, BSF, CCSA	75	1595	 6PK1045	ALT, (AC)	
					 6PK1045K2	ALT, (AC)	
					 CT908	CA, MTR-CODE: BSE, BSF	
					 CT908K1	CA, MTR-CODE: BSE, BSF	
					 CT908WP1	CA	
					 AP9001		
1.6 TDI	06/09-10/10	CAYC	77	1598	 6PK1070	MTR-CODE: CAYB, CAYC, ALT, (AC)	
					 6PK1070K1	MTR-CODE: CAYB, CAYC, ALT, (AC)	
					 6PK842 ELAST	MTR-CODE: CAYB, CAYC, ALT, (AC)	
					 6PK842 ELAST T1	MTR-CODE: CAYB, CAYC, ALT, (AC)	
					 CT1139	MTR-CODE: CAYB, CAYC, CA	
					 CT1139K2	MTR-CODE: CAYB, CAYC, CA	
					 CT1139WP2	⇨MODEL '10, CA, WP, MTR-CODE: CAYC	
					 CT1139WP6	MODEL '11⇨, CA, WP, MTR-CODE: CAYC	
					 AP9001		
					 VD1076	MTR-CODE: CAYB, CAYC, ⇨10/2009	
					 MS18	FOR ART-NO: VD1076, ⇨10/2009	
					 MS46	FOR ART-NO: VD1111, 11/2009⇨	
1.9 TDI	08/05-10/10	BKC, BLS, BXE	77	1896	 6PK1050	ALT, (AC)	
					 6PK1050D2	ALT, (AC)	
					 6PK1050K1	ALT, (AC)	
					 CT1028	CA, WP	
					 CT1028K3	CA, WP	
					 CT1028WP3	CA, WP	
					 AP9001		
					 VD1076		
					 MS18	FOR ART-NO: VD1076	
2.0 FSI	08/05-10/10	BLX, BLY, BLR, BVY, BVZ	110	1984	 6PK1045	ALT, (AC)	
					 6PK1045K2	ALT, (AC)	
					 CT1088	CA, MTR-CODE: BLY, BLR, BWA	
					 CT1088K3	CA	
					 CT1088WP4	CA	
					 AP9001		
					 VD1107		
2.0 TDI 16V	08/05-10/10	BKD, CBDB, CJAA	103	1968	 6PK1050	MTR-CODE: AZV, BKD, ALT, (AC)	
					 6PK1050D2	MTR-CODE: AZV, BKD, ALT, (AC)	
					 6PK1050K2	MTR-CODE: AZV, BKD, ALT, (AC)	
					 6PK1070	MTR-CODE: CBDA, CBDB, CBEA, CJAA, ALT, (AC)	
							


































































					ContiTech	
---	---	---	---	---	-----------	---






























































VW






























































JETTA III (1K2)





















































					<div><div></div><div></div><div></div><div></div><div></div><div></div><div></div><div></div><div></div><div></div><div></div><div></div><div></div><div></div><div></div><div></div><div></div><div></div><div></div><div></div><div></div><div></div><div></div><div></div><div></div><div></div><div></div><div></div><div></div><div></div><div></div><div></div><div></div><div></div><div></div><div></div><div></div><div></div><div></div><div></div><div></div><div></div><div></div><div></div><div></div><div></div><div></div><div></div><div></div><div></div><div></div><div></div><div></div><div></div><div></div><div></div><div></div><div></div><div></div><div></div><div></div><div></div><div></div><div></div><div></div><div></div><div></div><div></div><div></div><div></div><div></div><div></div><div></div><div></div><div></div><div></div><div></div><div></div><div></div><div></div><div></div><div></div><div></div><div></div><div></div><div></div><div></div><div></div><div></div><div></div><div></div><div></div><div></div><div></div><div></div><div></div><div></div><div></div><div></div><div></div><div></div><div></div><div></div><div></div><div></div><div></div><div></div><div></div><div></div><div></div><div></div><div></div><div></div><div></div><div></div><div></div><div></div><div></div><div></div><div></div><div></div><div></div><div></div><div></div><div></div><div></div><div></div><div></div><div></div><div></div><div></div><div></div><div></div><div></div><div></div><div></div><div></div><div></div><div></div><div></div><div></div><div></div><div></div><div></div><div></div><div></div><div></div><div></div><div></div><div></div><div></div><div></div><div></div><div></div><div></div><div></div><div></div><div></div><div></div><div></div><div></div><div></div><div></div><div></div><div></div><div></div><div></div><div></div><div></div><div></div><div></div><div></div><div></div><div></div><div></div><div></div><div></div><div></div><div></div><div></div><div></div><div></div><div></div><div></div><div></div><div></div><div></div><div></div><div></div><div></div><div></div><div></div><div></div><div></div><div></div><div></div><div></div><div></div><div></div><div></div><div></div><div></div><div></div><div></div><div></div><div></div><div></div><div></div><div></div><div></div><div></div><div></div><div></div><div></div><div></div><div></div><div></div><div></div><div></div><div></div><div></div><div></div><div></div><div></div><div></div><div></div><div></div><div></div><div></div><div></div><div></div><div></div><div></div><div></div><div></div><div></div><div></div><div></div><div></div><div></div><div></div><div></div><div></div><div></div><div></div><div></div><div></div><div></div><div></div><div></div><div></div><div></div><div></div><div></div><div></div><div></div><div></div><div></div><div></div><div></div><div></div><div></div><div></div><div></div><div></div><div></div><div></div><div></div><div></div><div></div><div></div><div></div><div></div><div></div><div></div><div></div><div></div><div></div><div></div><div></div><div></div><div></div><div></div><div></div><div></div><div></div><div></div><div></div><div></div><div></div><div></div><div></div><div></div><div></div><div></div><div></div><div></div><div></div><div></div><div></div><div></div><div></div><div></div><div></div><div></div><div></div><div></div><div></div><div></div><div></div><div></div><div></div><div></div><div></div><div></div><div></div><div></div><div></div><div></div><div></div><div></div><div></div><div></div><div></div><div></div><div></div><div></div><div></div><div></div><div></div><div></div><div></div><div></div><div></div><div></div><div></div><div></div><div></div><div></div><div></div><div></div><div></div><div></div><div></div><div></div><div></div><div></div><div></div><div></div><div></div><div></div><div></div><div></div><div></div><div></div><div></div><div></div><div></div><div></div><div></div><div></div><div></div><div></div><div></div><div></div><div></div><div></div><div></div><div></div><div></div><div></div><div></div><div></div><div></div><div></div><div></div><div></div><div></div><div></div><div></div><div></div><div></div><div></div><div></div><div></div><div></div><div></div><div></div><div></div><div></div><div></div><div></div><div></div><div></div><div></div><div></div><div></div><div></div><div></div><div></div><div></div><div></div><div></div><div></div><div></div><div></div><div></div><div></div><div></div><div></div><div></div><div></div><div></div><div></div><div></div><div></div><div></div><div></div><div></div><div></div><div></div><div></div><div></div><div></div><div></div><div></div><div></div><div></div><div></div><div></div><div></div><div></div><div></div><div></div><div></div><div></div><div></div><div></div><div></div><div></div><div></div><div></div><div></div><div></div><div></div><div></div><div></div><div></div><div></div><div></div><div></div><div></div><div></div><div></div><div></div><div></div><div></div><div></div><div></div><div></div><div></div><div></div><div></div><div></div><div></div><div></div><div></div><div></div><div></div><div></div><div></div><div></div><div></div><div></div><div></div><div></div><div></div><div></div><div></div><div></div><div></div><div></div><div></div><div></div><div></div><div></div><div></div><div></div><div></div><div></div><div></div><div></div><div></div><div></div><div></div><div></div><div></div><div></div><div></div><div></div><div></div><div></div><div></div><div></div><div></div><div></div><div></div><div></div><div></div><div></div><div></div><div></div><div></div><div></div><div></div><div></div><div></div><div></div><div></div><div></div><div></div><div></div><div></div><div></div><div></div><div></div><div></div><div></div><div></div><div></div><div></div><div></div><div></div><div></div><div></div><div></div><div></div><div></div><div></div><div></div><div></div><div></div><div></div><div></div><div></div><div></div><div></div><div></div><div></div><div></div><div></div><div></div><div></div><div></div><div></div><div></div><div></div><div></div><div></div><div></div><div></div><div></div><div></div><div></div><div></div><div></div><div></div><div></div><div></div><div></div><div></div><div></div><div></div><div></div><div></div><div></div><div></div><div></div><div></div><div></div><div></div><div></div><div></div><div></div><div></div><div></div><div></div><div></div><div></div><div></div><div></div><div></div><div></div><div></div><div></div><div></div><div></div><div></div><div></div><div></div><div></div><div></div><div></div><div></div><div></div><div></div><div></div><div></div><div></div><div></div><div></div><div></div><div></div><div></div><div></div><div></div><div></div><div></div><div></div><div></div><div></div><div></div><div></div><div></div><div></div><div></div><div></div><div></div><div></div><div></div><div></div><div></div><div></div><div></div><div></div><div></div><div></div><div></div><div></div><div></div><div></div><div></div><div></div><div></div><div></div><div></div><div></div><div></div><div></div><div></div><div></div><div></div><div></div><div></div><div></div><div></div><div></div><div></div><div></div><div></div><div></div><div></div><div></div><div></div><div></div><div></div><div></div><div></div><div></div><div></div><div></div><div></div><div></div><div></div><div></div><div></div><div></div><div></div><div></div><div></div><div></div><div></div><div></div><div></div><div></div><div></div><div></div><div></div><div></div><div></div><div></div><div></div><div></div><div></div><div></div><div></div><div></div><div></div><div></div><div></div><div></div><div></div><div></div><div></div><div></div><div></div><div></div><div></div><div></div><div></div><div></div><div></div><div></div><div></div><div></div><div></div><div></div><div></div><div></div><div></div><div></div><div></div><div></div><div></div><div></div><div></div><div></div><div></div><div></div><div></div><div></div><div></div><div></div><div></div><div></div><div></div><div></div><div></div><div></div><div></div><div></div><div></div><div></div><div></div><div></div><div></div><div></div><div></div><div></div><div></div><div></div><div></div><div></div><div></div><div></div><div></div><div></div><div></div><div></div><div></div><div></div><div></div><div></div><div></div><div></div><div></div><div></div><div></div><div></div><div></div><div></div><div></div><div></div><div></div><div></div><div></div><div></div><div></div><div></div><div></div><div></div><div></div><div></div><div></div><div></div><div></div><div></div><div></div><div></div><div></div><div></div><div></div><div></div><div></div><div></div><div></div><div></div><div></div><div></div><div></div><div></div><div></div><div></div><div></div><div></div><div></div><div></div><div></div><div></div><div></div><div></div><div></div><div></div><div></div><div></div><div></div><div></div><div></div><div></div><div></div><div></div><div></div><div></div><div></div><div></div><div></div><div></div><div></div><div></div><div></div><div></div><div></div><div></div><div></div><div></div><div></div><div></div><div></div><div></div><div></div><div></div><div></div><div></div><div></div><div></div><div></div><div></div><div></div><div></div><div></div><div></div><div></div><div></div><div></div><div></div><div></div><div></div><div></div><div></div><div></div><div></div><div></div><div></div><div></div><div></div><div></div><div></div><div></div><div></div><div></div><div></div><div></div><div></div><div></div><div></div><div></div><div></div><div></div><div></div><div></div><div></div><div></div><div></div><div></div><div></div><div></div><div></div><div></div><div></div><div></div><div></div><div></div><div></div><div></div><div></div><div></div><div></div><div></div><div></div><div></div><div></div><div></div><div></div><div></div><div></div><div></div><div></div><div></div><div></div><div></div><div></div><div></div><div></div><div></div><div></div><div></div><div></div><div></div><div></div><div></div><div></div><div></div><div></div><div></div><div></div><div></div><div></div><div></div><div></div><div></div><div></div><div></div><div></div><div></div><div></div><div></div><div></div><div></div><div></div><div></div><div></div><div></div><div></div><div></div><div></div><div></div><div></div><div></div><div></div><div></div><div></div><div></div><div></div><div></div><div></div><div></div><div></div><div></div><div></div><div></div><div></div><div></div><div></div><div></div><div></div><div></div><div></div><div></div><div></div><div></div><div></div><div></div><div></div><div></div><div></div><div></div><div></div><div></div><div></div><div></div><div></div><div></div><div></div><div></div><div></div><div></div><div></div><div></div><div></div><div></div><div></div><div></div><div></div><div></div><div></div><div></div><div></div><div></div><div></div><div></div><div></div><div></div><div></div><div></div><div></div><div></div><div></div><div></div><div></div><div></div><div></div><div></div><div></div><div></div><div></div><div></div><div></div><div></div><div></div><div></div><div></div><div></div><div></div><div></div><div></div><div></div><div></div><div></div><div></div><div></div><div></div><div></div><div></div><div></div><div></div><div></div><div></div><div></div><div></div><div></div><div></div><div></div><div></div><div></div><div></div><div></div><div></div><div></div><div></div><div></div><div></div><div></div><div></div><div></div><div></div><div></div><div></div><div></div><div></div><div></div><div></div><div></div><div></div><div></div><div></div><div></div><div></div><div></div><div></div><div></div><div></div><div></div><div></div><div></div><div></div><div></div><div></div><div></div><div></div><div></div><div></div><div></div><div></div><div></div><div></div><div></div><div></div><div></div><div></div><div></div><div></div><div></div><div></div><div></div><div></div><div></div><div></div><div></div><div></div><div></div><div></div><div></div><div></div><div></div><div></div><div></div><div></</div></div>
--	--	--	--	--	---




































































					ContiTech					
VW										
JETTA IV (162, 163)										
					 CT1139WP6	MTR-CODE: CLCB, CLCA, CFHC, CFFB, CA, WP				
					 AP9001					
					 VD1076	MTR-CODE: CJAA				
					 MS18	FOR ART-NO: VD1076				
					 MS46	FOR ART-NO: VD1111				
2.0 TSI	12/12-	CPLA, CPPA	155	1984	 AP9009					
KAEFER										
1200 1.2	01/60-12/85	D	25	1192	 AVX10X900	ALT				
KAEFER Cabriolet (15)										
1302,1303 1.6	07/70-06/79	AD	37	1584	 AVX10X905	ALT				
LT 28-35 II (2DB, 2DE, 2DK)										
2.5 TDI	05/99-07/06	ANJ, AVR	80	2461	 6PK1715	ALT, (-AC), CH-NO 2D-Y-009 087⇨				
					 6PK1715D1	ALT, (-AC), CH-NO 2D-Y-009 087⇨				
					 6PK1750	ALT, (-AC), ⇨CH-NO 2D-Y-009 086				
					 6PK1750D1	ALT, (-AC), ⇨CH-NO 2D-Y-009 086				
					 6PK2080	ALT, 2.GEN, 08/2003⇨				
					 6PK2120	ALT, 2.GEN, ⇨08/2003				
					 6PK2145	ALT, 2.HYPD, CH-NO 2D-Y-009 206⇨				
					 6PK2145	ALT, (AC)				
					 6PK2170	ALT, 2.HYPD, ⇨CH-NO 2D-Y-009 205				
					 CT914	INJP				
					 CT914K1	INJP				
					 CT939	CA				
					 CT939K2	CA				
					 CT939WP2	CA				
					 VD1002					
	 MS05	FOR ART-NO: VD1002								
	 MS42	FOR ART-NO: VD1002								
	05/01-07/06	BBE, BBF	61-70	2461	 6PK1715	ALT, (-AC), CH-NO 2D-Y-009 087⇨				
					 6PK1715D1	ALT, (-AC), CH-NO 2D-Y-009 087⇨				
					 6PK1750	ALT, (-AC), ⇨CH-NO 2D-Y-009 086				
 6PK1750D1					ALT, (-AC), ⇨CH-NO 2D-Y-009 086					
 6PK2080					ALT, 2.GEN					
 6PK2145					ALT, (AC)					
 6PK2145					ALT, 2.HYPD, CH-NO 2D-Y-009 206⇨					
 6PK2170					ALT, 2.HYPD, ⇨CH-NO 2D-Y-009 205					
 CT914					INJP					
 CT914K1					INJP					
 CT939					CA					
 CT939K2					CA					
 CT939WP2					CA, ⇨CH-NO 2D-6-020 000					
 VD1002										
 MS05					FOR ART-NO: VD1002					
 MS42					FOR ART-NO: VD1002					
LT 28-46 II (2DA, 2DD, 2DH)										
2.3					05/96-07/06	AGL	105	2295	 6PK2115	ALT, WP, PS
									 6PK2215	ALT, WP, AC, PS
2.5 SDI					09/96-07/06	AGX	55	2461	 6PK1715	ALT, (-AC), CH-NO 2D-Y-009 087⇨
	 6PK1715D1	ALT, (-AC), CH-NO 2D-Y-009 087⇨								
	 6PK1750	ALT, (-AC), ⇨CH-NO 2D-Y-009 086								
	 6PK1750D1	ALT, (-AC), ⇨CH-NO 2D-Y-009 086								
	 6PK2080	ALT, 2.GEN, 08/2003⇨								
	 6PK2120	ALT, 2.GEN								
	 6PK2145	ALT, 2.HYPD, CH-NO 2D-Y-009 206⇨								
	 6PK2145	ALT, (AC)								
	 6PK2170	ALT, 2.HYPD, ⇨CH-NO 2D-Y-009 205								
	 CT914	INJP								
	 CT914K1	INJP								
	 CT939	CA								
	 CT939K3	CA								
	 CT939WP3	CA								
	 VD1002									


































































					ContiTech		
VW							
LT 28-46 II (2DA, 2DD, 2DH)							
2.5 TDI	05/99-07/06	APA, ANJ, AVR	66-80	2461		MS05	FOR ART-NO: VD1002
						MS42	FOR ART-NO: VD1002
						6PK1715	ALT, (-AC), CH-NO 2D-Y-009 087⇒
						6PK1715D1	ALT, (-AC), CH-NO 2D-Y-009 087⇒
						6PK1750	ALT, (-AC), ⇒CH-NO 2D-Y-009 086
						6PK1750D1	ALT, (-AC), ⇒CH-NO 2D-Y-009 086
						6PK2080	ALT, 2.GEN, 08/2003⇒
						6PK2120	ALT, 2.GEN, ⇒08/2003
						6PK2145	ALT, (AC)
						6PK2145	ALT, 2.HYPD, CH-NO 2D-Y-009 206⇒
						6PK2170	ALT, 2.HYPD, ⇒CH-NO 2D-Y-009 205
						CT914	INJP
	05/01-07/06	BBE, BBF	61-70	2461		CT914K1	INJP
						CT939	CA
						CT939K2	CA
						CT939WP2	CA
						VD1002	
						MS05	FOR ART-NO: VD1002
						MS42	FOR ART-NO: VD1002
						6PK1715	ALT, (-AC), CH-NO 2D-Y-009 087⇒
						6PK1715D1	ALT, (-AC), CH-NO 2D-Y-009 087⇒
						6PK1750	ALT, (-AC), ⇒CH-NO 2D-Y-009 086
						6PK1750D1	ALT, (-AC), ⇒CH-NO 2D-Y-009 086
						6PK2080	ALT, 2.GEN
	05/96-08/99	AHD	75	2461		6PK2145	ALT, 2.HYPD, CH-NO 2D-Y-009 206⇒
						6PK2145	ALT, (AC)
						6PK2170	ALT, 2.HYPD, ⇒CH-NO 2D-Y-009 205
						CT914	INJP
						CT914K1	INJP
						CT939	CA
						CT939K2	CA
						CT939WP2	CA, ⇒CH-NO 2D-6-020 000
						VD1002	
						MS05	FOR ART-NO: VD1002
						MS42	FOR ART-NO: VD1002
					2.8 TDI	01/99-07/06	ATA
	6PK1715D1	ALT, (-AC), CH-NO 2D-Y-009 087⇒					
	6PK1750	ALT, (-AC), ⇒CH-NO 2D-Y-009 086					
	6PK1750D1	ALT, (-AC), ⇒CH-NO 2D-Y-009 086					
	6PK2120	ALT, 2.GEN					
	6PK2145	ALT, 2.HYPD, CH-NO 2D-Y-009 206⇒					
	6PK2145	ALT, (AC)					
	6PK2170	ALT, 2.HYPD, ⇒CH-NO 2D-Y-009 205					
	CT914	INJP					
	CT914K1	INJP					
	CT939	CA					
	CT939K2	CA					
	04/02-07/06	AUH, BCQ	116	2799		CT939WP2	CA
						VD1002	
						MS05	FOR ART-NO: VD1002
						MS42	FOR ART-NO: VD1002
						AVX10X900	VACP
						6PK1642	ALT, (-AC)
						6PK2000	2.GEN, HYDP, (2x ALT)
						6PK2130	ALT, (AC)
						6PK1685	MTR-CODE: AUH, BCQ, ALT, (-AC)
						6PK2155	MTR-CODE: AUH, BCQ, ALT, (AC)
						AP9033	
					LT 28-46 II (2DC, 2DF, 2DG, 2DL, 2DM)		
2.5 TDI	05/99-07/06	ANJ, AVR	80	2461		6PK1715	ALT, (-AC), CH-NO 2D-Y-009 087⇒
						6PK1715D1	ALT, (-AC), CH-NO 2D-Y-009 087⇒

					ContiTech	
VW						
LT 28-46 II (2DC, 2DF, 2DG, 2DL, 2DM)						
					 6PK1750  6PK1750D1  6PK2080  6PK2120  6PK2145  6PK2145  6PK2170  CT914  CT914K1  CT939  CT939K2  CT939WP2  VD1002  MS05  MS42	ALT, (AC), ⇨CH-NO 2D-Y-009 086 ALT, (AC), ⇨CH-NO 2D-Y-009 086 ALT, 2.GEN, 08/2003⇨ ALT, 2.GEN, ⇨08/2003 ALT, 2.HYPD, CH-NO 2D-Y-009 206⇨ ALT, (AC) ALT, 2.HYPD, ⇨CH-NO 2D-Y-009 205 INJP INJP CA CA CA FOR ART-NO: VD1002 FOR ART-NO: VD1002
	05/01-07/06	BBE, BBF	61-70	2461	 6PK1715  6PK1715D1  6PK1750  6PK1750D1  6PK2080  6PK2145  6PK2145  6PK2170  CT914  CT914K1  CT939  CT939K2  CT939WP2  VD1002  MS05  MS42	ALT, (AC), CH-NO 2D-Y-009 087⇨ ALT, (AC), CH-NO 2D-Y-009 087⇨ ALT, (AC), ⇨CH-NO 2D-Y-009 086 ALT, (AC), ⇨CH-NO 2D-Y-009 086 ALT, 2.GEN ALT, (AC) ALT, 2.HYPD, CH-NO 2D-Y-009 206⇨ ALT, 2.HYPD, ⇨CH-NO 2D-Y-009 205 INJP INJP CA CA CA, ⇨CH-NO 2D-6-020 000 FOR ART-NO: VD1002 FOR ART-NO: VD1002
2.8 TDI	04/02-07/06	AUH, BCQ	116	2799	 6PK1685  6PK2155  AP9033	MTR-CODE: AUH, BCQ, ALT, (AC) MTR-CODE: AUH, BCQ, ALT, (AC)
LUPO (6X1, 6E1)						
1.0	10/98-05/00	AHT	37	997	 6PK1480  6PK1520  6PK1880	ALT, (PS), (AC), MTR-CODE: AHT ALT, (PS), (AC), MTR-CODE: AHT ALT, (PS), (AC), MTR-CODE: AHT
	09/98-07/05	AER, ALL, ALD, ANV, AUC	37	999	 6PK1070  6PK1070K2  6PK1125  6PK751  CT846  CT846K1  CT846K2  CT846WP1  CT846WP2	ALT, (PS), (AC), MTR-CODE: AER, AUC, ALL, ALD, ANV ALT, (PS), (AC), MTR-CODE: AER, AUC, ALL, ALD, ANV ALT, (PS), (AC), MTR-CODE: AER, AUC, ALL, ALD, ANV ALT, (PS), (AC), MTR-CODE: AER, AUC, ALL, ALD, ANV ALT, (PS), (AC), MTR-CODE: AER, AUC, ALL, ALD, ANV CA, MTR-CODE: AER, ALL, ALD, ANV, AUC CA, MTR-CODE: AER, ALL, ALD, ANV, AUC, ⇨CH-NO 6X-Y-060 000 CA, MTR-CODE: AER, ALL, ANV, ALD, AUC, CH-NO 6X-Y-060 001⇨ CA, MTR-CODE: AER, ALL, ALD, ANV, AUC, ⇨CH-NO 6X-Y-060 000 CA, MTR-CODE: AER, ALL, ANV, ALD, AUC, CH-NO 6X-Y-060 001⇨
1.2 TDI 3L	07/99-07/05	ANY, AYZ	45	1191	 6PK858  6PK995  6PK995K1  CT1090  CT1090K1  CT1090K2  AP9001	ALT, PS, (AC) ALT, PS, (AC) ALT, PS, (AC) CA CA CA
1.4	10/00-07/05	AUD	44	1390	 6PK1070  6PK1070K2	ALT, (PS), (AC) ALT, (PS), (AC)



































































					ContiTech	
VW						
LUPO (6X1, 6E1)						
					 6PK1125	ALT, (PS), (AC)
					 6PK751	ALT, (-PS), (-AC)
					 CT846	CA
					 CT846K2	CA
					 CT846WP2	CA
1.4 16V	09/98-07/05	AHW, AKQ, APE, AUA, BBY	55	1390	 6PK1070	ALT, (PS), (-AC)
					 6PK1125	ALT, (PS), (AC)
					 CT957(SET)	CA
					 CT957K1	CA, MTR-CODE: AHW, MTR-NO 164201⇒
					 CT957K1	MTR-CODE: AKQ, CA, MTR-NO 241245⇒
					 CT957K1	MTR-CODE: APE, AUA, BBY, CA
					 CT957K2	MTR-CODE: AKQ, CA, ⇒MTR-NO 241244
					 CT957K2	CA, MTR-CODE: AHW, ⇒MTR-NO 164200
					 CT957WP1	MTR-CODE: AHW, CA, MTR-NO 164201⇒
					 CT957WP1	MTR-CODE: AKQ, CA, MTR-NO 241245⇒
					 CT957WP1	MTR-CODE: APE, AUA, BBY, CA
					 CT957WP4	CA, MTR-CODE: AKQ, ⇒MTR-NO 241244
					 CT957WP4	CA, MTR-CODE: AHW, ⇒MTR-NO 164200
1.4 TDI	01/99-07/05	AMF	55	1422	 6DPK1188	ALT, PS, (AC)
					 6PK1120	ALT, PS, (-AC)
					 CT1028	CA, WP
					 CT1028K1	CA, WP, ⇒MTR-NO AMF 011 494, ⇒CH-NO 6X-2-040 000
					 CT1028K2	CA, WP, MTR-NO AMF 011 495⇒, ⇒CH-NO 6X-2-040 000
					 CT1028K3	CA, WP, CH-NO 6X-2-040 001⇒
					 CT1028K4	CA, WP, MTR-NO AMF 011 495⇒, ⇒CH-NO 6X-2-040 000
					 CT1028K5	CA, WP, ⇒MTR-NO AMF 011 494, ⇒CH-NO 6X-2-040 000
					 CT1028WP1	CA, CH-NO 6X-2-040 001⇒, ⇒CH-NO 6X-2-100 000
					 CT1028WP3	CA, CH-NO 6X-2-100 001⇒
					 AP9001	
					 MS37	
1.7 SDI	09/98-07/05	AKU	44	1716	 5PK1219	ALT, PS
					 CT1012	CA
					 CT1012K1	CA
					 CT1012K2	CA
					 AP9057	
MULTIVAN V (7HM, 7HN, 7HF, 7EF, 7EM, 7EN)						
1.9 TDI	04/03-11/09	AXB	77	1896	 6DPK1195	ALT, PS, (AC), ⇒CH-NO 7H-6X022 356
					 6DPK1195	ALT, PS, (AC), ⇒CH-NO 7H-6H079 890
					 6DPK1195D1	ALT, PS, (AC), CH-NO 7H-5-075 001⇒, ⇒CH-NO 7H-6H079 890, 7H-6X022 356
					 6DPK1195K2	ALT, PS, (AC), ⇒CH-NO 7H-6H079 890
					 6DPK1195K2	ALT, PS, (AC), ⇒CH-NO 7H-6X022 356
					 6DPK1215	ALT, PS, (AC), CH-NO 7H-6H079 891⇒
					 6DPK1215	ALT, PS, (AC), CH-NO 7H-6X022 357⇒
					 6DPK1215D1	ALT, PS, (AC), CH-NO 7H-6H079 891⇒
					 6DPK1215D1	ALT, PS, (AC), CH-NO 7H-6X022 357⇒
					 6PK1120	ALT, PS, (-AC), ⇒CH-NO 7H-6H079 890
					 6PK1120	ALT, PS, (-AC), ⇒CH-NO 7H-6X022 356
					 6PK1138	ALT, PS, (-AC), CH-NO 7H-6H079 891⇒
					 6PK1138	ALT, PS, (-AC), CH-NO 7H-6X022 357⇒
					 CT1028	CA, WP
					 CT1028K3	CA, WP
					 CT1028WP3	CA, WP
					 AP9001	
					 VD1076	MTR-CODE: AXB, AXC, CH-NO 7J-5-022 001⇒
					 VD1091	MTR-CODE: AXB, AXC, ⇒CH-NO 7J-5-022 000





































































					ContiTech	
VW						
MULTIVAN V (7HM, 7HN, 7HF, 7EF, 7EM, 7EN)						
					 MS17	FOR ART-NO: VD1091
					 MS18	FOR ART-NO: VD1076
	06/06-11/09	BRS	75	1896	 6DPK1195	ALT, (AC)
					 6DPK1195K2	ALT, (AC), ⇨CH-NO 7H-6H079890
					 6DPK1195K2	ALT, (AC), ⇨CH-NO 7H-6X022356
					 6DPK1215	ALT, (AC), CH-NO 7J-6-000 001⇨, CH-NO 7H-6-000 001⇨, ⇨CH-NO 7J-6-050 000, 7H-6-200 000
					 6DPK1215D1	ALT, PS, (AC)
					 6PK1138	ALT, (-AC), CH-NO 7J-6-000 001⇨, CH-NO 7H-6-000 001⇨, ⇨CH-NO 7J-6-050 000, 7H-6-200 000
					 CT1028	CA, WP
					 CT1028K3	CA, WP
					 CT1028WP3	CA, WP
					 AP9001	
					 VD1076	
					 MS17	FOR ART-NO: VD1091
					 MS18	FOR ART-NO: VD1076
2.0	11/03-	AXA	85	1984	 6DPK1195	ALT, PS, AC
					 6DPK1195K1	ALT, PS, AC
					 6PK1120	ALT, PS
					 CT908	CA
					 CT908K1	CA
					 CT908WP2	CA
					 AP9001	
					 VD1107	
2.0 TDI, 2.0 BiTDI, 2.0 BiTDI 4motion	09/09-	CAAC, CCHA, CFCA	103-132	1968	 6PK1080	MTR-CODE: CAAA, CAAB, CAAC, CAAE, CCHA, CCHB, CFCA, ALT, (-AC)
					 6PK1555	MTR-CODE: CAAA, CAAB, CAAC, CAAE, CCHA, CCHB, CFCA, ALT, (AC)
					 CT1139	MTR-CODE: CAAA, CAAB, CAAC, CAAE, CCHA, CCHB, CFCA, CA
					 CT1139K2	MTR-CODE: CAAA, CAAB, CAAC, CAAE, CCHA, CCHB, CFCA, CA
					 CT1139WP6	MTR-CODE: CAAA, CAAB, CAAC, CAAE, CCHA, CCHB, CFCA, CA, WP
					 AP9022	
					 MS46	
2.5 TDI, 2.5 TDI 4motion	04/03-11/09	AXD, BNZ, AXE, BPC	96-128	2461	 AP9030	ALT, AC
MULTIVAN VI (SGF, SGM, SGN)						
2.0 TDI, 2.0 TDI 4motion	04/15-	CAAB, CXGB, CAAC, CFCA, CXEB, CXFA, CXHA	75-150	1968	 AP9022	
NEW BEETLE (9C1, 1C1)						
1.4	11/01-09/10	BCA	55	1390	 6PK1080	ALT, PS
					 6PK1080K1	ALT, PS
					 6PK1153	ALT, PS, AC, MTR-CODE: BCA, CH-NO 9C-2-610158⇨
					 6PK1548	ALT, PS, AC, MTR-CODE: BCA, ⇨CH-NO 9C-2-610157
					 CT957(SET)	CA
					 CT957K1	CA
					 CT957WP1	CA
1.6	06/00-09/10	AYD, BFS	75	1595	 6DPK1195	ALT, PS, (AC)
					 6DPK1195K1	ALT, PS, (AC)
					 6PK1120	ALT, PS, (-AC)
					 CT908	CA
					 CT908K1	CA
					 CT908WP1	CA
					 AP9001	


































































					ContiTech	
VW						
NEW BEETLE (9C1, 1C1)						
 1.9 TDI	02/01-09/10	ATD, BEW	74	1896	 6DPK1195  6DPK1195K2  6PK1120  CT1028  CT1028K2  CT1028K3  CT1028K3  CT1028K4  CT1028WP4  CT1028WP4  AP9001  VD1076  VD1091  MS17  MS17	ALT, PS, (AC) ALT, PS, (AC) ALT, PS, (-AC) MTR-CODE: ATD, BEW, CA, WP MTR-CODE: ATD, CA, WP, ⇨CH-NO 9C-2-613 920 MTR-CODE: ATD, CA, WP, CH-NO 9C-2-613 921⇨ MTR-CODE: BEW, CA, WP MTR-CODE: ATD, CA, WP, ⇨CH-NO 9C-2-613 920 MTR-CODE: BEW, CA, WP CH-NO 9C-2-613 921⇨, MTR-CODE: ATD, CA, WP
	07/05-09/10	BSW	77	1896	 6DPK1195  6DPK1195K2  6PK1120  CT1028  CT1028K3  CT1028WP4  AP9001  VD1076  MS18	ALT, PS, (AC) ALT, PS, (AC) ALT, PS, (-AC) CA, WP CA, WP CA, WP FOR ART-NO: VD1076
	01/98-06/04	ALH	66	1896	 6PK1660  6PK1660K1  6PK906  6PK906K1  CT1044  CT1044K1  CT1044WP1  CT946  AP9001  AP9016  VD1089  MS17	ALT, PS, AC ALT, PS, AC ALT, PS, (-AC) ALT, PS, (-AC) CA, MTR-CODE: ALH, MTR-NO 500001⇨ CA CA CA, MTR-CODE: ALH, ⇨MTR-NO 500000 FOR ART-NO: VD1089
2.0	01/98-09/10	AQY, APK, AEG, AZG, AZJ, BER, BEV, AVH, BEJ, BHP, CBPA	85	1984	 6DPK1195  6DPK1195K1  6PK1120  CT908  CT908K1  CT908WP2  AP9001  VD1107	ALT, (AC) ALT, (AC) ALT, (-AC) CA CA CA CA
NEW BEETLE Cabriolet (1Y7)						
1.4	01/03-09/10	BCA	55	1390	 6PK1080  6PK1080K1  6PK1153  CT957(SET)  CT957K1  CT957WP1  AP9001	ALT, PS ALT, PS ALT, PS, AC CA CA CA
1.6	01/03-09/10	BFS	75	1595	 6DPK1195  6DPK1195K1  6PK1120  CT908  CT908K1  CT908WP1  AP9001	ALT, PS, (AC) ALT, PS, (AC) ALT, PS, (-AC) CA CA CA
1.9 TDI	06/03-09/10	AXR	74	1896	 6DPK1195  6DPK1195K2	ALT, (AC) ALT, (AC)





























































					ContiTech	
VW						
NEW BEETLE Cabriolet (1Y7)						
					 6PK1120  CT1028  CT1028K3  CT1028WP4  AP9001	ALT, (AC) CA, MTR-CODE: AXR CA, MTR-CODE: AXR CA, MTR-CODE: AXR
	07/05-09/10	BSW	77	1896	 6DPK1195  6DPK1195K2  6PK1120  CT1028  CT1028K3  CT1028WP4  AP9001  VD1076  MS18	ALT, PS, (AC) ALT, PS, (AC) ALT, PS, (-AC) CA, WP CA, WP CA, WP FOR ART-NO: VD1076
2.0	09/02-10/10	AZJ, BDC, BGD, BEV	85	1984	 6DPK1195  6DPK1195K1  6PK1120  CT908  CT908K1  CT908WP2  AP9001  VD1107	ALT, PS, (AC) ALT, PS, (AC) ALT, PS, (-AC) CA CA CA CA
PASSAT (32B)						
1.8	01/83-03/88	DS, JN, JV	66	1781	 AVX10X763  AVX10X850  AVX10X940  AVX10X950  AVX13X800  AVX13X825  CT637  CT637K1	PS, ⇄CH-NO 32G275000 PS, CH-NO 32G275001⇄ ALT, ⇄07/1985 ALT, 08/1985⇄ AC, CH-NO 32F300001⇄ AC, ⇄CH-NO 32F299999 CA CA
	01/85-03/88	DS, JN	66	1781	 AVX10X763  AVX10X850  AVX10X940  AVX10X950  AVX13X800  AVX13X825  CT637	PS, ⇄CH-NO 32G275000 PS, CH-NO 32G275001⇄ ALT, ⇄07/1985 ALT, 08/1985⇄ AC, CH-NO 32F300001⇄ AC, ⇄CH-NO 32F299999 CA
PASSAT (362)						
1.4 TSI	08/10-12/14	CAXA	90	1390	 6PK1090  6PK1733  6PK1733K3  AP9012	ALT, (-AC) ALT, (AC) ALT, (AC)
1.6 TDI	08/10-12/14	CAYC	77	1598	 6PK1070  6PK1070K1  6PK842 ELAST  6PK842 ELAST T1  CT1139  CT1139K2  CT1139WP2  CT1139WP6  AP9001  MS46	MTR-CODE: CAYB, CAYC, ALT, (AC) MTR-CODE: CAYB, CAYC, ALT, (AC) MTR-CODE: CAYB, CAYC, ALT, (-AC) MTR-CODE: CAYB, CAYC, ALT, (-AC) MTR-CODE: CAYB, CAYC, CA MTR-CODE: CAYB, CAYC, CA MTR-CODE: CAYC, CA, WP, ⇄CH-NO 3C-B-050 000 MTR-CODE: CAYC, CA, WP, CH-NO 3C-B-200 001⇄
1.8 TSI	02/11-12/14	CDAB	112	1798	 AP9009	
	08/10-12/14	CDA A	118	1798	 6PK1120  CT1143  CT1143WP1  AP9009	ALT WP WP
2.0 TDI	08/10-12/14	CFFB	103	1968	 6PK1070  6PK1070K1  6PK842 ELAST	ALT, (AC) ALT, (AC) ALT, (-AC)









































































VW
























































					ContiTech	
VW						
PASSAT (362)						
					 6PK842 ELAST T1  CT1139  CT1139K2  CT1139WP6  AP9001  MS46	ALT, (AC) MTR-CODE: CFFA, CFFB, CA MTR-CODE: CFFA, CFFB, CA MTR-CODE: CFFA, CFFB, CA, WP
		CFGB, CLLA	125	1968	 6PK1070  6PK1070K1  6PK842 ELAST  6PK842 ELAST T1  CT1139  CT1139K2  CT1139WP6  AP9001  MS46	ALT, (AC) ALT, (AC) ALT, (-AC) ALT, (-AC) MTR-CODE: CFGB, CLLA, CA MTR-CODE: CFGB, CLLA, CA MTR-CODE: CFGB, CLLA, CA, WP
PASSAT (365)						
1.4 TSI	08/10-12/14	CAXA	90	1390	 6PK1090  6PK1733  6PK1733K3  AP9012	ALT, (-AC) ALT, (AC) ALT, (AC)
1.4 TSI EcoFuel	08/10-12/14	CDGA	110	1390	 5PK491  6PK1698  AP9012	G-COMPR ALT
1.6 TDI	08/10-12/14	CAYC	77	1598	 6PK1070  6PK1070K1  6PK842 ELAST  6PK842 ELAST T1  CT1139  CT1139K2  CT1139WP2  CT1139WP6  AP9001  MS46	MTR-CODE: CAYB, CAYC, ALT, (AC) MTR-CODE: CAYB, CAYC, ALT, (AC) MTR-CODE: CAYB, CAYC, ALT, (-AC) MTR-CODE: CAYB, CAYC, ALT, (-AC) MTR-CODE: CAYB, CAYC, CA MTR-CODE: CAYB, CAYC, CA MTR-CODE: CAYC, CA, WP, →CH-NO 3C-B-050 000 MTR-CODE: CAYC, CA, WP, CH-NO 3C-B-200 001→
2.0 TDI	12/12-12/14	CFGC	130	1968	 6PK1070  6PK1070K1  CT1139  CT1139K2  CT1139WP6  MS46	ALT ALT CA CA CA, WP
2.0 TDI, 2.0 TDI 4motion	08/10-12/14	CFFB	103	1968	 6PK1070  6PK1070K1  6PK842 ELAST  6PK842 ELAST T1  CT1139  CT1139K2  CT1139WP6  AP9001  MS46	ALT, (AC) ALT, (AC) ALT, (-AC) ALT, (-AC) MTR-CODE: CFFA, CFFB, CA MTR-CODE: CFFA, CFFB, CA MTR-CODE: CFFA, CFFB, CA, WP
	08/10-01/13	CFGB, CLLA	125	1968	 6PK1070  6PK1070K1  6PK842 ELAST  6PK842 ELAST T1  CT1139  CT1139K2  CT1139WP6  AP9001  MS46	ALT, (AC) ALT, (AC) ALT, (-AC) ALT, (-AC) MTR-CODE: CFGB, CLLA, CA MTR-CODE: CFGB, CLLA, CA MTR-CODE: CFGB, CLLA, CA, WP
PASSAT (3A2, 35I)						
1.6	02/88-12/88	EZ, ABN	55	1595	 11,2X866Ld  AVX10X630  AVX10X730	ALT, (PS) ALT, (AC), (PS) PS





































































					ContiTech	
VW						
PASSAT (3A2, 35I)						
					 AVX10X950  AVX13X950  2PJ800  CT637  CT637K1	ALT AC 2.FAN CA CA
	10/94-08/96	AEK, AFT	74	1595	 11,5X685Ld  11,5X755Ld  6PK1033  6PK1153  6PK1153K1  6PK894  6PK976  6PK976K3  CT637  CT637K1	PS, (-AC) PS, (AC) ALT, (-AC), CH-NO 3A-T-011 390⇄, TP ALT, (AC) ALT, (AC) ALT, (-AC) ALT, (-AC), ⇄CH-NO 3A-T-011 389, TP ALT, (-AC), ⇄CH-NO 3A-T-011 389, TP CA CA
1.6 TD	08/88-09/93	RA, SB	59	1588	 11,9X650Ld  AVX10X695  AVX10X740  AVX10X965  AVX13X950  2PJ800  2PJ860  CT513  CT513K1	PS, CH-NO 31M200001⇄ ALT, (AC) PS, ⇄CH-NO 31M200000 ALT AC 2.FAN 2.FAN CA CA
1.8	04/88-07/93	PF	79	1781	 11,2X866Ld  11,5X685Ld  11,5X755Ld  AVX10X630  AVX10X730  AVX10X950  AVX13X950  2PJ800  6PK1153  6PK894  6PK976  CT637	ALT, ⇄CH-NO 31P200000, (PS) PS, CH-NO 31P200001⇄ PS, CH-NO 31P200001⇄, (AC) ALT, ⇄CH-NO 31P200000, (AC), (PS) PS, ⇄CH-NO 31P200000 ALT, ⇄CH-NO 31P200000 AC, ⇄CH-NO 31P200000 2.FAN ALT, AC, CH-NO 31P200001⇄ ALT, CH-NO 31P200001⇄ ALT, (TP), CH-NO 31P200001⇄ CA
	02/88-07/92	ABS, ADZ, RP, PB	66-82	1781	 11,2X866Ld  11,5X685Ld  11,5X755Ld  AVX10X630  AVX10X730  AVX10X950  AVX13X950  2PJ800  6PK1153  6PK894  6PK976  CT637  CT637K1	ALT, ⇄CH-NO 31P200000, (PS) PS, CH-NO 31P200001⇄ PS, CH-NO 31P200001⇄, (AC) ALT, ⇄CH-NO 31P200000, (AC), (PS) PS, ⇄CH-NO 31P200000 ALT, ⇄CH-NO 31P200000 AC, ⇄CH-NO 31P200000 2.FAN ALT, AC, CH-NO 31P200001⇄ ALT, CH-NO 31P200001⇄ ALT, (TP), CH-NO 31P200001⇄ CA CA
2.0	02/90-08/96	2E, ADY, AGG, ABA	85	1984	 11,2X866Ld  11,5X685Ld  11,5X755Ld  AVX10X630  AVX10X730  AVX10X950  AVX13X950  2PJ800  6PK1153  6PK1153K1  6PK894  6PK976	ALT, ⇄CH-NO 31P200000, (PS) PS, CH-NO 31P200001⇄ PS, CH-NO 31P200001⇄, (AC) ALT, ⇄CH-NO 31P200000, (AC), (PS) PS, ⇄CH-NO 31P200000 ALT, ⇄CH-NO 31P200000 AC, ⇄CH-NO 31P200000 2.FAN ALT, AC, CH-NO 31P200001⇄ ALT, AC, CH-NO 31P200001⇄ ALT, CH-NO 31P200001⇄ ALT, (TP), CH-NO 31P200001⇄































































					ContiTech		
VW							
PASSAT (3A2, 35I)							
					 6PK976K3  CT630  CT630K1	ALT, (TP), CH-NO 31P200001⇨ CA CA	
PASSAT (3A5, 35I)							
1.6 TD	08/88-09/93	RA, SB	59	1588	 11,9X650Ld  AVX10X695  AVX10X740  AVX10X965  AVX13X950  2PJ800  2PJ860  CT513  CT513K1	PS, CH-NO 31M200001⇨ ALT, (AC) PS, ⇨CH-NO 31M200000 ALT AC 2.FAN 2.FAN CA CA	
1.8	04/88-07/92	PB	82	1781	 11,2X866Ld  11,5X685Ld  11,5X755Ld  AVX10X630  AVX10X730  AVX10X950  AVX13X950  2PJ800  6PK1153  6PK894  6PK976  CT637	ALT, ⇨CH-NO 31P200000, (PS) PS, CH-NO 31P200001⇨ PS, CH-NO 31P200001⇨, (AC) ALT, ⇨CH-NO 31P200000, (AC), (PS) PS, ⇨CH-NO 31P200000 ALT, ⇨CH-NO 31P200000 AC, ⇨CH-NO 31P200000 2.FAN ALT, AC, CH-NO 31P200001⇨ ALT, CH-NO 31P200001⇨ ALT, (TP), CH-NO 31P200001⇨ CA	
	08/90-05/97	AAM	55	1781	 11,2X866Ld  11,5X685Ld  11,5X755Ld  AVX10X630  AVX10X730  AVX10X950  AVX13X950  2PJ800  6PK1153  6PK894  6PK976  CT637  CT637K1  CT848  CT848K4	ALT, ⇨CH-NO 31-P-200 000, (PS) PS, CH-NO 31-P-200 001⇨ PS, CH-NO 31-P-200 001⇨, (AC) ALT, ⇨CH-NO 31-P-200 000, (AC), (PS) PS, ⇨CH-NO 31-P-200 000 ALT, ⇨CH-NO 31-P-200 000 AC, ⇨CH-NO 31-P-200 000 2.FAN ALT, (AC), CH-NO 31-P-200 001⇨ ALT, (-AC), CH-NO 31-P-200 001⇨ ALT, (-AC), (TP), CH-NO 31-P-200 001⇨ CA, ⇨07/1994 CA, ⇨07/1994 CA, 08/1994⇨ CA, 08/1994⇨	
		02/88-05/97	ABS, ADZ, RP	66	1781	 11,2X866Ld  11,2X866Ld  11,5X685Ld  11,5X755Ld  AVX10X630  AVX10X730  AVX10X950  AVX13X950  2PJ800  6PK1033  6PK1153  6PK894  6PK976  6PK976K3  CT637  CT637K1	ALT, (PS), (-AC), MTR-CODE: RP ALT, ⇨CH-NO 31-P-200000, MTR-CODE: ABS PS, (-AC), CH-NO 31-P-200001⇨ PS, CH-NO 31-P-200001⇨, (AC) ALT, ⇨CH-NO 31-P-200000, (AC), (PS) PS, ⇨CH-NO 31-P-200000 ALT, (-PS), (-AC), MTR-CODE: RP AC, ⇨CH-NO 31-P-200000 2.FAN ALT, MTR-CODE: ADZ, ABS, OE-NO 037 903 139M ALT, AC, CH-NO 31-P-200001⇨, MTR-CODE: ADZ, ABS ALT, CH-NO 31-P-200001⇨, MTR-CODE: ADZ, ABS ALT, FOR ALT: 120A, CH-NO 31-P-200001⇨, MTR-CODE: ADZ, ABS ALT, FOR ALT: 120A, CH-NO 31-P-200001⇨, MTR-CODE: ADZ, ABS CA CA
1.9 TDI	10/93-05/97	1Z, AHU	66	1896	 11,5X730Ld  11,5X790Ld 	PS, (-AC) PS, WP, (AC)	





























































					ContiTech	
VW						
PASSAT (3A5, 35I)						
					 2PJ905 2.FAN  6PK1045 ALT, (-AC)  6PK1045K1 ALT, (-AC)  6PK1145 ALT, (-AC)  6PK1145K1 ALT, (-AC)  CT867 CA, MTR-CODE: 1Z, AHU  CT867K3 CA, MTR-CODE: 1Z, ⇨ MTR-NO 289 575  CT867K4 CA, MTR-CODE: AHU  CT867K4 CA, MTR-CODE: 1Z, MTR-NO 289 576⇨  AP9004  VD1084 MTR-CODE: 1Z, AHU  MS13 FOR ART-NO: VD1084	
	03/96-05/97	AFN	81	1896	 11,5X730Ld PS, (-AC)  11,5X790Ld PS, WP, (AC)  2PJ905 2.FAN  6PK1045 ALT, (-AC)  6PK1045K1 ALT, (-AC)  6PK1145 ALT, (-AC)  6PK1145K1 ALT, (-AC)  CT867 CA  CT867K4 CA  AP9004  VD1084  MS13 FOR ART-NO: VD1084	
2.0	02/90-05/97	2E, ADY, AGG	85	1984	 11,2X866Ld ALT, (PS), ⇨ CH-NO 31-N-500 000  11,5X685Ld PS, (-AC), MTR-CODE: 2E, ADY, AGG  11,5X755Ld PS, (AC), MTR-CODE: 2E, ADY, AGG  AVX10X630 ALT, ⇨ CH-NO 31-N-500 000, (AC), (PS)  AVX10X730 PS, ⇨ CH-NO 31-N-500 000  AVX10X950 ALT, ⇨ CH-NO 31-N-500 000  AVX13X950 AC, ⇨ CH-NO 31-N-500 000  2PJ800 2.FAN  6PK1033 ALT, AC, OE-NO 037 903 137 H, CH-NO 31-P-000 001⇨, MTR-CODE: 2E  6PK1033 ALT, (-AC), MTR-CODE: ADY, AGG, CH-NO 3A-T-011 390⇨  6PK1153 ALT, (AC), MTR-CODE: ADY, AGG  6PK1153K1 ALT, (AC), MTR-CODE: ADY, AGG  6PK894 ALT, (-AC), CH-NO 31-P-000 001⇨, MTR-CODE: 2E, ADY, AGG  6PK976 ALT, (TP), FOR ALT: 120A, CH-NO 31-P-000 001⇨, MTR-CODE: 2E  6PK976 ALT, (-AC), MTR-CODE: ADY, AGG, ⇨ CH-NO 3A-T-011 389  6PK976K3 ALT, (-AC), MTR-CODE: ADY, AGG, ⇨ CH-NO 3A-T-011 389  6PK976K3 ALT, (TP), FOR ALT: 120A, CH-NO 31-P-000 001⇨, MTR-CODE: 2E  CT630 CA  CT630K1 CA	
PASSAT (3B2)						
1.6	10/96-11/00	AHL, ADP, ANA, ARM	74	1595	 11,0X528Ld PS  4PK855 AC  4PK855K1 AC  5PK1300 ALT, PS, FAN, (VISCO)  5PK1300K1 ALT, PS, FAN, (VISCO)  CT848 CA, MTR-CODE: ADP  CT848K3 CA, MTR-CODE: ADP  CT908 CA, MTR-CODE: AHL, ANA, ARM  CT908K1 CA, MTR-CODE: AHL, ANA, ARM  CT908WP1 CA, MTR-CODE: AHL, ANA, ARM	









































































					ContiTech							
VW												
PASSAT (3B2)												
 1.8, 1.8 T	10/96-11/00	ADR, APT, ARG, AEB, ANB, APU	92-110	1781	 AP9002							
					 AP9007							
1.9 TDI	08/98-11/00	AJM, ATJ	85	1896	 11,0X528Ld	PS						
					 4PK855	AC						
					 4PK855K1	AC						
					 5PK1300	ALT, PS, (VISCO)						
					 5PK1300K1	ALT, PS, (VISCO)						
					 CT919	CA						
					 CT919K1	CA						
					 CT919K2	CA						
					 CT919K4	CA						
					 AP9002							
					 AP9007							
										 4PK855	AC	
										 4PK855K1	AC	
										 5PK1432	ALT, PS	
										 5PK1432K1	ALT, PS	
										 CT1028	CA, MTR-CODE: ATJ, AJM	
										 CT1028K1	CA, MTR-CODE: AJM, ⇨MTR-NO 185 670	
										 CT1028K2	CA, MTR-CODE: ATJ	
										 CT1028K2	CA, MTR-CODE: AJM, MTR-NO 185 671⇨	
										 CT1028K4	CA, MTR-CODE: AJM, MTR-NO 185 671⇨	
 CT1028K4	CA, MTR-CODE: ATJ											
 CT1028K5	CA, MTR-CODE: AJM, ⇨MTR-NO 185 670											
 CT1028WP6	CA, MTR-CODE: AJM, ⇨MTR-NO 185 670											
 CT1028WP7	CA, MTR-CODE: AJM, MTR-NO 185 671⇨											
 CT1028WP7	CA, MTR-CODE: ATJ											
 AP9001												
 AP9002												
 VD1090												
 MS17	FOR ART-NO: VD1090											
1.9 TDI	10/96-11/00	AHU, AHH	66	1896	 4PK855	AC						
					 4PK855K1	AC						
					 5PK1592	ALT, PS						
					 5PK1592K1	ALT, PS						
					 CT867	CA, MTR-CODE: AHU						
					 CT867K4	CA, MTR-CODE: AHU						
					 CT945	CA, MTR-CODE: AHH						
					 CT945K2	CA, MTR-CODE: AHH						
					 AP9002							
					 AP9032							
	10/96-11/00	AFN, AVG	81	1896	 4PK855	AC, CH-NO 3B-V-300 001⇨						
					 4PK855K1	AC, CH-NO 3B-V-300 001⇨						
					 5PK1592	ALT, PS, CH-NO 3B-V-300 001⇨						
					 5PK1592K1	ALT, PS, CH-NO 3B-V-300 001⇨						
					 6PK1045	ALT, (-AC), ⇨CH-NO 3A-V-300 000						
					 6PK1045K1	ALT, (-AC), ⇨CH-NO 3A-V-300 000						
					 6PK1145	ALT, (AC), ⇨CH-NO 3A-V-300 000						
					 6PK1145K1	ALT, (AC), ⇨CH-NO 3A-V-300 000						
					 CT867	CA						
					 CT867K4	CA						
1.9 TDI	10/96-11/00	AFN, AVG	81	1896	 AP9002							
					 AP9004							
 AP9032												
PASSAT (3B3)												
1.6	11/00-05/05	ALZ	75	1595	 4PK855	AC						
					 4PK855K1	AC						
					 5PK1300	ALT, PS						
					 5PK1300K1	ALT, PS						
					 CT908	CA						
					 CT908K1	CA						






					ContiTech	
VW						
PASSAT (3B3)						
					 CT908WP1  AP9002  AP9007	CA
1.8 T 20V	11/00-05/05	AWT, AWL	110	1781	 4PK855  4PK855K1  5PK1300  5PK1300K1  CT909  CT909K10  CT909K4  CT909WP2  AP9002	AC AC ALT, PS ALT, PS CA CA CA CA
1.9 TDI	11/00-05/05	AVB	74	1896	 4PK855  4PK855K1  5PK1432  5PK1432K1  CT1028  CT1028K2  CT1028K3  CT1028K4  CT1028WP4  CT1028WP7  AP9002  VD1090  MS17  MS18	AC AC ALT, PS ALT, PS MTR-CODE: AVB, CA, WP MTR-CODE: AVB, CA, WP, ⇨CH-NO 3B-2-500 000, ⇨MODEL '02 CA, WP, CH-NO 3B-3-000 001⇨, MODEL '03⇨ MTR-CODE: AVB, CA, WP, ⇨CH-NO 3B-2-500 000, ⇨MODEL '02 MTR-CODE: AVB, CA, WP, CH-NO 3B-3-000 001⇨, MODEL '03⇨ MTR-CODE: AVB, CA, WP, ⇨CH-NO 3B-2-500 000, ⇨MODEL '02 ⇨CH-NO 3B-5E170 000, 3B-5-100 000 ⇨CH-NO 3B-5E170 000, 3B-5-100 000, FOR ART- NO: VD1090 CH-NO 3B-5E170 001⇨, CH-NO 3B-5-100 001⇨, FOR ART-NO: VD1090
1.9 TDI, 1.9 TDI 4motion	11/00-05/05	AVF, AWX	96	1896	 4PK855  4PK855K1  5PK1432  5PK1432K1  CT1028  CT1028K2  CT1028K3  CT1028K4  CT1028WP4  CT1028WP7  AP9002  VD1090  MS17  MS18	AC AC ALT, PS ALT, PS MTR-CODE: AVF, AWX, CA, WP MTR-CODE: AVF, AWX, CA, WP, ⇨CH-NO 3B-2-500 000, ⇨MODEL '02 MTR-CODE: AVF, AWX, CA, WP, CH-NO 3B-3-000 001⇨, MODEL '03⇨ MTR-CODE: AVF, AWX, CA, WP, ⇨CH-NO 3B-2-500 000, ⇨MODEL '02 MTR-CODE: AVF, AWX, CA, WP, CH-NO 3B-3-000 001⇨, MODEL '03⇨ MTR-CODE: AVF, AWX, CA, WP, ⇨CH-NO 3B-2-500 000, ⇨MODEL '02 MTR-CODE: AVF, AWX, CA, WP, CH-NO 3B-3-000 001⇨, MODEL '03⇨ MTR-CODE: AVF, AWX, CA, WP, ⇨CH-NO 3B-2-500 000, ⇨MODEL '02 ⇨CH-NO 3B-5E170 000, 3B-5-100 000 ⇨CH-NO 3B-5E170 000, 3B-5-100 000, FOR ART- NO: VD1090 CH-NO 3B-5E170 001⇨, CH-NO 3B-5-100 001⇨, FOR ART-NO: VD1090
2.0	11/00-05/05	AZM, BFF	85	1984	 4PK855  4PK855K1  5PK1300  5PK1300K1  CT908  CT908K1  CT908WP2	AC AC ALT, PS ALT, PS CA CA CA
						

					ContiTech	
VW						
PASSAT (3B3)						
					 AP9002	
					 AP9007	
	11/01-05/05	ALT	96	1984	 4PK855	AC
					 4PK855K1	AC
					 5PK1300	ALT, PS
					 5PK1300K1	ALT, PS
					 CT909	CA
					 CT909K10	CA, MTR-CODE: ALT
					 CT909K4	CA, MTR-CODE: ALT
					 CT909WP3	CA, MTR-CODE: ALT
					 AP9002	
2.0 TDI	12/03-05/05	BGW, BHW	100	1968	 4PK855	AC
					 4PK855K1	AC
					 5PK1432	ALT, PS
					 5PK1432K1	ALT, PS
					 CT1028	CA
					 CT1028K3	CA, MTR-CODE: BGW
					 AP9002	
PASSAT (3B5)						
1.6	06/97-11/00	AHL, ADP, ANA, ARM	74	1595	 11,0X528Ld	PS
					 4PK855	AC
					 4PK855K1	AC
					 5PK1300	ALT, PS, FAN, (VISCO)
					 5PK1300K1	ALT, PS, FAN, (VISCO)
					 CT848	CA, MTR-CODE: ADP
					 CT848K3	CA, MTR-CODE: ADP
					 CT908	CA, MTR-CODE: AHL, ANA, ARM
					 CT908K1	CA, MTR-CODE: AHL, ANA, ARM
					 CT908WP1	CA, MTR-CODE: AHL, ANA, ARM
					 AP9002	
					 AP9007	
1.8, 1.8 T	06/97-11/00	ADR, APT, ARG, AEB, ANB, APU	92-110	1781	 11,0X528Ld	PS
					 4PK855	AC
					 4PK855K1	AC
					 5PK1300	ALT, PS, (VISCO)
					 5PK1300K1	ALT, PS, (VISCO)
					 CT919	CA
					 CT919K1	CA
					 CT919K2	CA
					 CT919K4	CA
					 AP9002	
					 AP9007	
1.9 TDI	08/98-11/00	AJM, ATJ	85	1896	 4PK855	AC
					 4PK855K1	AC
					 5PK1432	ALT, PS
					 5PK1432K1	ALT, PS
					 CT1028	CA, MTR-CODE: ATJ, AJM
					 CT1028K1	CA, MTR-CODE: AJM, ⇨ MTR-NO 185 670
					 CT1028K2	CA, MTR-CODE: AJM, MTR-NO 185 671 ⇨
					 CT1028K2	CA, MTR-CODE: ATJ
					 CT1028K4	CA, MTR-CODE: AJM, MTR-NO 185 671 ⇨
					 CT1028K4	CA, MTR-CODE: ATJ
					 CT1028K5	CA, MTR-CODE: AJM, ⇨ MTR-NO 185 670
					 CT1028WP6	CA, MTR-CODE: AJM, ⇨ MTR-NO 185 670
					 CT1028WP7	CA, MTR-CODE: AJM, MTR-NO 185 671 ⇨
					 CT1028WP7	CA, MTR-CODE: ATJ
					 AP9001	
					 AP9002	
					 VD1090	
					 MS17	FOR ART-NO: VD1090
	06/97-11/00	AHU, AHH	66	1896	 4PK855	AC
						


					ContiTech		
VW							
PASSAT (3B5)							
						4PK855K1	AC
						5PK1592	ALT, PS
						5PK1592K1	ALT, PS
						CT867	CA, MTR-CODE: AHU
						CT867K4	CA, MTR-CODE: AHU
						CT945	CA, MTR-CODE: AHH
						CT945K2	CA, MTR-CODE: AHH
						AP9002	
						AP9032	
	1.9 TDI, 1.9 TDI Syncro/4motion	06/97-11/00	AFN, AVG	81	1896		4PK855
						4PK855K1	AC, CH-NO 3B-V-300 001⇨
						5PK1592	ALT, PS, CH-NO 3B-V-300 001⇨
						5PK1592K1	ALT, PS, CH-NO 3B-V-300 001⇨
						6PK1045	ALT, (-AC), ⇨CH-NO 3A-V-300 000
						6PK1045K1	ALT, (-AC), ⇨CH-NO 3A-V-300 000
						6PK1145	ALT, (AC), ⇨CH-NO 3A-V-300 000
						6PK1145K1	ALT, (AC), ⇨CH-NO 3A-V-300 000
						CT867	CA
						CT867K4	CA
						AP9002	
						AP9032	
PASSAT (3B6)							
1.6	11/00-05/05	ALZ	75	1595		4PK855	AC
						4PK855K1	AC
						5PK1300	ALT, PS
						5PK1300K1	ALT, PS
						CT908	CA
						CT908K1	CA
						CT908WP1	CA
						AP9002	
						AP9007	
1.8 T 20V	11/00-05/05	AWT	110	1781		4PK855	AC
						4PK855K1	AC
						5PK1300	ALT, PS
						5PK1300K1	ALT, PS
						CT909	CA
						CT909K10	CA
						CT909K4	CA
						CT909WP2	CA
						AP9002	
1.9 TDI	11/00-05/05	AVB	74	1896		4PK855	AC
						4PK855K1	AC
						5PK1432	ALT, PS
						5PK1432K1	ALT, PS
						CT1028	MTR-CODE: AVB, CA, WP
						CT1028K2	MTR-CODE: AVB, CA, WP, ⇨CH-NO 3B-2-500 000, ⇨MODEL '02
						CT1028K3	CA, WP, CH-NO 3B-3-000 001⇨, MODEL '03⇨
						CT1028K4	MTR-CODE: AVB, CA, WP, ⇨CH-NO 3B-2-500 000, ⇨MODEL '02
						CT1028WP4	MTR-CODE: AVB, CA, WP, CH-NO 3B-3-000 001⇨, MODEL '03⇨
						CT1028WP7	MTR-CODE: AVB, CA, WP, ⇨CH-NO 3B-2-500 000, ⇨MODEL '02
						AP9002	
						VD1090	⇨CH-NO 3B-5E170 000, 3B-5-100 000
						MS17	⇨CH-NO 3B-5E170 000, 3B-5-100 000, FOR ART-NO: VD1090
						MS18	CH-NO 3B-5E170 001⇨, CH-NO 3B-5-100 001⇨, FOR ART-NO: VD1090
1.9 TDI, 1.9 TDI 4motion	11/00-05/05	AVF, AWW	96	1896		4PK855	AC
							

					ContiTech	
VW						
PASSAT (3B6)						
					 4PK855K1	AC
					 5PK1432	ALT, PS
					 5PK1432K1	ALT, PS
					 CT1028	MTR-CODE: AVF, AWX, CA, WP
					 CT1028K2	MTR-CODE: AVF, AWX, CA, WP, ⇨CH-NO 3B-2-500 000, ⇨MODEL '02
					 CT1028K3	MTR-CODE: AVF, AWX, CA, WP, CH-NO 3B-3-000 001⇨, MODEL '03⇨
					 CT1028K4	MTR-CODE: AVF, AWX, CA, WP, ⇨CH-NO 3B-2-500 000, ⇨MODEL '02
					 CT1028WP4	MTR-CODE: AVF, AWX, CA, WP, CH-NO 3B-3-000 001⇨, MODEL '03⇨
					 CT1028WP7	MTR-CODE: AVF, AWX, CA, WP, ⇨CH-NO 3B-2-500 000, ⇨MODEL '02
					 AP9002	
					 VD1090	⇨CH-NO 3B-5E170 000, 3B-5-100 000
					 MS17	⇨CH-NO 3B-5E170 000, 3B-5-100 000, FOR ART-NO: VD1090
					 MS18	CH-NO 3B-5E170 001⇨, CH-NO 3B-5-100 001⇨, FOR ART-NO: VD1090
2.0	11/00-05/05	AZM	85	1984	 4PK855	AC
					 4PK855K1	AC
					 5PK1300	ALT, PS
					 5PK1300K1	ALT, PS
					 CT908	CA
					 CT908K1	CA
					 CT908WP2	CA
					 AP9002	
					 AP9007	
	11/01-05/05	ALT	96	1984	 4PK855	AC
					 4PK855K1	ALT
					 5PK1300	ALT
					 5PK1300K1	ALT, PS, AC
					 CT909	CA
					 CT909K10	CA, MTR-CODE: ALT
					 CT909K4	CA, MTR-CODE: ALT
					 CT909WP3	CA, MTR-CODE: ALT
					 AP9002	
2.0 TDI	12/03-05/05	BGW, BHW	100	1968	 4PK855	AC
					 4PK855K1	AC
					 5PK1432	ALT, PS
					 5PK1432K1	ALT, PS
					 CT1028	CA
					 CT1028K3	CA, MTR-CODE: BGW
					 CT1028WP4	CA, MTR-CODE: BGW
					 AP9002	
2.5 TDI	11/00-05/05	AKN, AFB	110	2496	 4PK1237	AC
					 6PK2404	ALT
					 6PK2404D1	ALT, AC, MTR-CODE: AFB, AKN
					 6PK2404K1	ALT
					 CT1015	CA
					 CT1015K1	CA
					 CT1015K2	CA
					 CT1015WP1	CA, MTR-CODE: AKN
					 CT1018	INJP, MTR-CODE: AFB, AKN
					 CT1018K1	INJP, MTR-CODE: AFB, AKN
					 VD1032	
					 MS19	FOR ART-NO: VD1032, ⇨CH-NO 3B-Y-179 241, 3B-YE234 923
PASSAT (3C2)						
1.4 TSI	05/07-07/10	CAXA	90	1390	 6PK1090	ALT, (AC)
						

					ContiTech			
VW								
PASSAT (3C2)								
					  	6PK1733 6PK1733K3 AP9012	ALT, (AC) ALT, (AC)	
	1.6	05/05-07/10	BSE, BSF	75	1595	      	6PK1045 6PK1045K2 CT908 CT908K1 CT908WP1 AP9001	ALT, AC ALT, AC CA CA CA
	1.6 FSI	03/05-06/08	BLF	85	1598	  	6PK1733 6PK1733K3 AP9012	ALT, PS, (AC) ALT, PS, (AC)
	1.8 TSI	05/07-07/10	BZB, CDAA	118	1798	   	6PK1120 CT1143 CT1143WP1 AP9009	ALT WP WP
	1.9 TDI	03/05-11/08	BKC, BLS, BXE	77	1896	          	6PK1050 6PK1050D2 6PK1050K1 6PK1050K2 CT1028 CT1028K3 CT1028WP3 AP9001 VD1076 MS18	ALT, (AC) ALT, (AC) ALT, (AC), MTR-CODE: BXE ALT, (AC), MTR-CODE: BXC, BLS CA, WP CA, WP CA, WP FOR ART-NO: VD1076
	2.0 FSI	03/05-07/10	BLY, BLR, BVY, BVZ	110	1984	       	6PK1045 6PK1045K2 CT1088 CT1088K3 CT1088WP4 AP9001 VD1107	ALT, (AC) ALT, (AC) CA CA CA
		07/05-07/10	AXX, BWA, BPY, CAWB, CCTA, CBFA, CCZA	147	1984	         	6PK1054 6PK1120 CT1088 CT1088K3 CT1088WP3 CT1143 CT1143WP1 AP9001 AP9009	MTR-CODE: BPY, AXX, BWA, ALT, (AC) MTR-CODE: CCTA, CCZA, CBFA, CAWB, ALT, (AC) MTR-CODE: BPY, AXX, BWA, CA, WP CA, MTR-CODE: BPY, AXX, BWA CA, MTR-CODE: BPY, AXX, BWA WP, MTR-CODE: CCTA, CCZA, CBFA, CAWB WP, MTR-CODE: CCTA, CCZA, CAWB
	2.0 FSI 4motion	09/05-07/10	BLX, BLY, BVX	110	1984	      	6PK1045 6PK1045K2 CT1088 CT1088K3 CT1088WP4 AP9001 VD1107	ALT ALT CA CA CA
	2.0 TDI	08/05-07/10	BMR, CBBB	125	1968	           	6PK1050 6PK1050D2 6PK1050K2 6PK1070 6PK1070K1 6PK842 ELAST 6PK842 ELAST T1 6PK948 CT1051 CT1051K1 CT1051K2 CT1051WP1	MTR-CODE: BMR, ALT, (AC) MTR-CODE: BMR, ALT, (AC) MTR-CODE: BMR, ALT, (AC) MTR-CODE: CBBB, ALT, (AC) MTR-CODE: CBBB, ALT, (AC) MTR-CODE: CBBB, ALT, (-AC) MTR-CODE: CBBB, ALT, (-AC) MTR-CODE: BMR, ALT, (AC) MTR-CODE: BMR, CA, WP MTR-CODE: BMR, CA, WP, CH-NO 3C-6-300 000 MTR-CODE: BMR, CA, WP, CH-NO 3C-7-000 001 MTR-CODE: BMR, CA, WP, CH-NO 3C-6-300 000






































































ContiTech














































































































































VW

PASSAT (3C2)

























































				<div> <div></div> <div>CT1051WP2</div> <div>MTR-CODE: BMR, CA, WP, CH-NO 3C-7-000 001↔</div> </div> <div> <div></div> <div>CT1134</div> <div>MTR-CODE: CBBB, CA, WP</div> </div> <div> <div></div> <div>CT1134K1</div> <div>MTR-CODE: CBBB, CA, WP</div> </div> <div> <div></div> <div>CT1134WP1</div> <div>MTR-CODE: CBBB, CA, WP</div> </div> <div> <div></div> <div>AP9001</div> <div></div> </div> <div> <div></div> <div>VD1076</div> <div>MTR-CODE: BMR, CBBB</div> </div> <div> <div></div> <div>MS18</div> <div>FOR ART-NO: VD1076</div> </div>	
03/05-11/10	BMA, CBAA	100	1968	<div> <div></div> <div>6PK1050</div> <div>MTR-CODE: BMA, ALT, (AC)</div> </div> <div> <div></div> <div>6PK1050D2</div> <div>MTR-CODE: BMA, ALT, (AC)</div> </div> <div> <div></div> <div>6PK1050K2</div> <div>MTR-CODE: BMA, ALT, (AC)</div> </div> <div> <div></div> <div>6PK1070</div> <div>MTR-CODE: CBAA, CBAB, CBAC, ALT, (AC)</div> </div> <div> <div></div> <div>6PK1070K1</div> <div>MTR-CODE: CBAA, CBAB, CBAC, ALT, (AC)</div> </div> <div> <div></div> <div>6PK842 ELAST</div> <div>MTR-CODE: CBAA, CBAB, CBAC, ALT, (AC)</div> </div> <div> <div></div> <div>6PK842 ELAST T1</div> <div>MTR-CODE: CBAA, CBAB, CBAC, ALT, (AC)</div> </div> <div> <div></div> <div>6PK948</div> <div>MTR-CODE: BMA, ALT, (-AC)</div> </div> <div> <div></div> <div>CT1051</div> <div>MTR-CODE: BMA, CA, WP</div> </div> <div> <div></div> <div>CT1051K1</div> <div>MTR-CODE: BMA, CA, WP, ↔CH-NO 3C-6-300 000</div> </div> <div> <div></div> <div>CT1051K2</div> <div>MTR-CODE: BMA, CA, WP, CH-NO 3C-7-000 001↔</div> </div> <div> <div></div> <div>CT1051WP1</div> <div>MTR-CODE: BMA, CA, WP, ↔CH-NO 3C-6-300 000</div> </div> <div> <div></div> <div>CT1051WP2</div> <div>MTR-CODE: BMA, CA, WP, CH-NO 3C-7-000 001↔</div> </div> <div> <div></div> <div>CT1134</div> <div>MTR-CODE: CBAA, CBAB, CBAC, CA, WP</div> </div> <div> <div></div> <div>CT1134K1</div> <div>MTR-CODE: CBAA, CBAB, CBAC, CA, WP</div> </div> <div> <div></div> <div>CT1134WP2</div> <div>MTR-CODE: CBAA, CBAB, CBAC, CA, WP</div> </div> <div> <div></div> <div>AP9001</div> <div></div> </div> <div> <div></div> <div>VD1076</div> <div>MTR-CODE: BMA, CBAA, CBAB, CBAC</div> </div> <div> <div></div> <div>MS18</div> <div>FOR ART-NO: VD1076</div> </div>	
11/08-07/10	CBDC	81	1968	<div> <div></div> <div>6PK1070</div> <div>MTR-CODE: CBDC, ALT, (AC)</div> </div> <div> <div></div> <div>6PK1070K1</div> <div>MTR-CODE: CBDC, ALT, (AC)</div> </div> <div> <div></div> <div>6PK842 ELAST</div> <div>MTR-CODE: CBDC, ALT, (-AC)</div> </div> <div> <div></div> <div>6PK842 ELAST T1</div> <div>MTR-CODE: CBDC, ALT, (-AC)</div> </div> <div> <div></div> <div>CT1134</div> <div>MTR-CODE: CBDC, CA</div> </div> <div> <div></div> <div>CT1134K1</div> <div>MTR-CODE: CBDC, CA</div> </div> <div> <div></div> <div>CT1134WP2</div> <div>MTR-CODE: CBDC, CA, WP</div> </div> <div> <div></div> <div>AP9001</div> <div></div> </div> <div> <div></div> <div>VD1076</div> <div>MTR-CODE: CBDC</div> </div> <div> <div></div> <div>MS18</div> <div>FOR ART-NO: VD1076</div> </div>	
2.0 TDI 16V, 2.0 TDI 16V 4motion	03/05-07/10	BKP, CBAB	103	1968	<div> <div></div> <div>6PK1050</div> <div>MTR-CODE: BKP, ALT, (AC)</div> </div> <div> <div></div> <div>6PK1050D2</div> <div>MTR-CODE: BKP, ALT, (AC)</div> </div> <div> <div></div> <div>6PK1050K2</div> <div>MTR-CODE: BKP, ALT, (AC)</div> </div> <div> <div></div> <div>6PK1070</div> <div>MTR-CODE: CBAA, CBAB, CBAC, ALT, (AC)</div> </div> <div> <div></div> <div>6PK1070K1</div> <div>MTR-CODE: CBAA, CBAB, CBAC, ALT, (AC)</div> </div> <div> <div></div> <div>6PK842 ELAST</div> <div>MTR-CODE: CBAA, CBAB, CBAC, ALT, (-AC)</div> </div> <div> <div></div> <div>6PK842 ELAST T1</div> <div>MTR-CODE: CBAA, CBAB, CBAC, ALT, (-AC)</div> </div> <div> <div></div> <div>6PK948</div> <div>MTR-CODE: BKP, ALT, (-AC)</div> </div> <div> <div></div> <div>CT1051</div> <div>MTR-CODE: BKP, CA, WP</div> </div> <div> <div></div> <div>CT1051K1</div> <div>MTR-CODE: BKP, CA, WP, ↔CH-NO 3C-6-300 000</div> </div> <div> <div></div> <div>CT1051K2</div> <div>MTR-CODE: BKP, CA, WP, CH-NO 3C-7-000 001↔</div> </div> <div> <div></div> <div>CT1051WP1</div> <div>MTR-CODE: BKP, CA, WP, ↔CH-NO 3C-6-300 000</div> </div> <div> <div></div> <div>CT1051WP2</div> <div>MTR-CODE: BKP, CA, WP, CH-NO 3C-7-000 001↔</div> </div> <div> <div></div> <div>CT1134</div> <div>MTR-CODE: CBAA, CBAB, CBAC, CA, WP</div> </div> <div> <div></div> <div>CT1134K1</div> <div>MTR-CODE: CBAA, CBAB, CBAC, CA, WP</div> </div> <div> <div></div> <div>CT1134WP2</div> <div>MTR-CODE: CBAA, CBAB, CBAC, CA, WP</div> </div> <div> <div></div> <div>AP9001</div> <div></div> </div> <div> <div></div> <div>VD1076</div> <div>MTR-CODE: BKP, CBAA, CBAB, CBAC</div> </div> <div> <div></div> <div>MS18</div> <div>FOR ART-NO: VD1076</div> </div>
2.0 TDI, 2.0 TDI 4motion	03/05-05/09	BMP	103	1968	<div> <div></div> <div>6PK1050</div> <div>ALT, AC</div> </div> <div> <div></div> <div>6PK1050D2</div> <div>ALT, AC</div> </div> <div> <div></div> <div>6PK1050K1</div> <div>ALT, AC</div> </div> <div> <div></div> <div>CT1028</div> <div>CA, WP</div> </div> <div> <div></div> <div>CT1028K3</div> <div>CA, WP</div> </div>





























































					ContiTech	
VW						
PASSAT (3C2)						
					 CT1028WP4  AP9001  VD1076  MS18	CA, WP MTR-CODE: BMP FOR ART-NO: VD1076
PASSAT (3C5)						
1.4 TSI	05/07-11/10	CAXA	90	1390	 6PK1090  6PK1733  6PK1733K3  AP9012	ALT, (-AC) ALT, (AC) ALT, (AC)
1.4 TSI EcoFuel	01/09-11/10	CDGA	110	1390	 5PK491  6PK1600  6PK1698  AP9012	AIRC ALT, (-AC) ALT, (AC)
1.6	08/05-11/10	BSE, BSF	75	1595	 6PK1045  6PK1045K2  CT908  CT908K1  CT908WP1  AP9001	ALT, (AC) ALT, (AC) CA CA CA
1.6 FSI	08/05-06/08	BLF	85	1598	 6PK1733  6PK1733K3  AP9012	ALT, PS, (AC) ALT, PS, (AC)
1.6 TDI	08/09-11/10	CAYC	77	1598	 6PK1070  6PK1070K1  6PK842 ELAST  6PK842 ELAST T1  CT1139  CT1139K2  CT1139WP2  CT1139WP6  AP9001  VD1076  MS18  MS46	MTR-CODE: CAYC, ALT, (AC) MTR-CODE: CAYC, ALT, (AC) MTR-CODE: CAYC, ALT, (-AC) MTR-CODE: CAYC, ALT, (-AC) MTR-CODE: CAYB, CAYC, CA CA, MTR-CODE: CAYC MTR-CODE: CAYC, CA, WP, →CH-NO 3C-B-050 000 MTR-CODE: CAYC, CA, WP, CH-NO 3C-B-200 001→ MTR-CODE: CAYC, →10/2009 FOR ART-NO: VD1076 FOR ART-NO: VD1111
1.8 TSI	05/07-10/11	BZB, CDAA	118	1798	 6PK1120  CT1143  CT1143WP1  AP9009	ALT WP WP
1.9 TDI	08/05-11/08	BKC, BLS, BXE	77	1896	 6PK1050  6PK1050D2  6PK1050K1  6PK1050K2  CT1028  CT1028K3  CT1028WP3  AP9001  VD1076  MS18	ALT, (AC) ALT, (AC) ALT, (AC), MTR-CODE: BXE ALT, (AC), MTR-CODE: BKC, BLS CA, WP CA, WP CA, WP FOR ART-NO: VD1076
2.0 BlueTDI	01/09-11/10	CBAC	105	1968	 6PK1070  6PK1070K1  6PK842 ELAST  6PK842 ELAST T1  CT1134  CT1134K1  CT1134WP2  AP9001  VD1076  MS18	MTR-CODE: CBAA, CBAB, CBAC, ALT, (AC) MTR-CODE: CBAA, CBAB, CBAC, ALT, (AC) MTR-CODE: CBAA, CBAB, CBAC, ALT, (-AC) MTR-CODE: CBAA, CBAB, CBAC, ALT, (-AC) MTR-CODE: CBAA, CBAB, CBAC, CA MTR-CODE: CBAA, CBAB, CBAC, CA MTR-CODE: CBAA, CBAB, CBAC, CA, WP MTR-CODE: CBAA, CBAB, CBAC FOR ART-NO: VD1076
2.0 FSI	08/05-11/10	BLY, BLR, BVY, BVZ	110	1984	 6PK1045  6PK1045K2  CT1088	ALT, (AC) ALT, (AC) CA





































































					ContiTech	
VW						
PASSAT (3C5)						
		AXX, BWA, BPY, CAWB, CCTA, CBFA, CCZA	147	1984	 CT1088K3  CT1088WP4  AP9001  VD1107	CA CA
					 6PK1054  6PK1120  CT1088  CT1088K3  CT1088WP3  CT1143  CT1143WP1  AP9001  AP9009	MTR-CODE: BPY, AXX, BWA, ALT, (AC) MTR-CODE: CCTA, CCZA, CBFA, CAWB, ALT, (AC) MTR-CODE: BPY, AXX, BWA, CA, WP CA, MTR-CODE: BPY, AXX, BWA CA, MTR-CODE: BPY, AXX, BWA WP, MTR-CODE: CCTA, CCZA, CBFA, CAWB WP, MTR-CODE: CAWB, CCTA, CCZA, CBFA
					 6PK1050  6PK1050D2  6PK1050K2  6PK948  CT1051  CT1051K1  CT1051K2  CT1051WP1  CT1051WP2  AP9001  VD1076  MS18	MTR-CODE: BVE, ALT, (AC) MTR-CODE: BVE, ALT, (AC) MTR-CODE: BVE, ALT, (AC) MTR-CODE: BVE, ALT, (AC) MTR-CODE: BVE, CA, WP MTR-CODE: BVE, CA, WP, ⇨CH-NO 3C-6-300 000 MTR-CODE: BVE, CA, WP, CH-NO 3C-7-000 001⇨ CA, WP, ⇨CH-NO 3C-6-300 000, MTR-CODE: BVE CA, WP, CH-NO 3C-7-000 001⇨, MTR-CODE: BVE MTR-CODE: BVE FOR ART-NO: VD1076
2.0 TDI	08/05-02/06	BVE	90	1968	 6PK1050  6PK1050D2  6PK1050K2  6PK1070  6PK1070K1  6PK842 ELAST  6PK842 ELAST T1  6PK948  CT1051  CT1051K1  CT1051K2  CT1051WP1  CT1051WP2  CT1134  CT1134K1  CT1134WP2  AP9001  VD1076  MS18	MTR-CODE: BMA, ALT, (AC) MTR-CODE: BMA, ALT, (AC) MTR-CODE: BMA, ALT, (AC) MTR-CODE: CBAA, CBAB, CBAC, ALT, (AC) MTR-CODE: CBAA, CBAB, CBAC, ALT, (AC) MTR-CODE: CBAA, CBAB, CBAC, ALT, (AC) MTR-CODE: CBAA, CBAB, CBAC, ALT, (AC) MTR-CODE: BMA, ALT, (AC) MTR-CODE: BMA, CA, WP MTR-CODE: BMA, CA, WP, ⇨CH-NO 3C-6-300 000 MTR-CODE: BMA, CA, WP, CH-NO 3C-7-000 001⇨ MTR-CODE: BMA, CA, WP, ⇨CH-NO 3C-6-300 000 MTR-CODE: BMA, CA, WP, CH-NO 3C-7-000 001⇨ MTR-CODE: CBAA, CBAB, CBAC, CA, WP MTR-CODE: CBAA, CBAB, CBAC, CA, WP MTR-CODE: CBAA, CBAB, CBAC, CA, WP MTR-CODE: BMA, CBAA, CBAB, CBAC FOR ART-NO: VD1076
	08/05-11/10	BMA, CBAA	100	1968	 6PK1050  6PK1050D2  6PK1050K2  6PK1070  6PK1070K1  6PK842 ELAST  6PK842 ELAST T1  6PK948  CT1051  CT1051K1  CT1051K2  CT1051WP1  CT1051WP2  CT1134  CT1134K1  CT1134WP1  AP9001	MTR-CODE: BMR, ALT, (AC) MTR-CODE: BMR, ALT, (AC) MTR-CODE: BMR, ALT, (AC) MTR-CODE: CBBB, ALT, (AC) MTR-CODE: CBBB, ALT, (AC) MTR-CODE: CBBB, ALT, (AC) MTR-CODE: CBBB, ALT, (AC) MTR-CODE: BMR, ALT, (AC) MTR-CODE: BMR, CA, WP MTR-CODE: BMR, CA, WP, ⇨CH-NO 3C-6-300 000 MTR-CODE: BMR, CA, WP, CH-NO 3C-7-000 001⇨ MTR-CODE: BMR, CA, WP, ⇨CH-NO 3C-6-300 000 MTR-CODE: BMR, CA, WP, CH-NO 3C-7-000 001⇨ MTR-CODE: CBBB, CA, WP MTR-CODE: CBBB, CA, WP MTR-CODE: CBBB, CA, WP
					 6PK1050  6PK1050D2  6PK1050K2  6PK1070  6PK1070K1 6PK842 ELAST 6PK842 ELAST T1 6PK948 CT1051 CT1051K1 CT1051K2 CT1051WP1 CT1051WP2 CT1134 CT1134K1 CT1134WP1 AP9001	MTR-CODE: BMR, ALT, (AC) MTR-CODE: BMR, ALT, (AC) MTR-CODE: BMR, ALT, (AC) MTR-CODE: CBBB, ALT, (AC) MTR-CODE: CBBB, ALT, (AC) MTR-CODE: CBBB, ALT, (AC) MTR-CODE: CBBB, ALT, (AC) MTR-CODE: BMR, ALT, (AC) MTR-CODE: BMR, CA, WP MTR-CODE: BMR, CA, WP, ⇨CH-NO 3C-6-300 000 MTR-CODE: BMR, CA, WP, CH-NO 3C-7-000 001⇨ MTR-CODE: BMR, CA, WP, ⇨CH-NO 3C-6-300 000 MTR-CODE: BMR, CA, WP, CH-NO 3C-7-000 001⇨ MTR-CODE: CBBB, CA, WP MTR-CODE: CBBB, CA, WP MTR-CODE: CBBB, CA, WP
					AP9001 	



































































<div>      <div>ContiTech</div>  </div>						
VW PASSAT (3C5) 						
	11/08-11/10	CBDC	81	1968	 VD1076  MS18  6PK1070  6PK1070K1  6PK842 ELAST  6PK842 ELAST T1  CT1134  CT1134K1  CT1134WP2  AP9001  VD1076  MS18	MTR-CODE: BMR, CBBB FOR ART-NO: VD1076 MTR-CODE: CBDC, ALT, (AC) MTR-CODE: CBDC, ALT, (AC) MTR-CODE: CBDC, ALT, (AC) MTR-CODE: CBDC, ALT, (AC) MTR-CODE: CBDC, CA MTR-CODE: CBDC, CA MTR-CODE: CBDC, CA, WP MTR-CODE: CBDC FOR ART-NO: VD1076
	08/05-11/10	BKP, CBAB	103	1968	 6PK1050  6PK1050D2  6PK1050K2  6PK1070  6PK1070K1  6PK842 ELAST  6PK842 ELAST T1  6PK948  CT1051  CT1051K1  CT1051K2  CT1051WP1  CT1051WP2  CT1134  CT1134K1  CT1134WP2  AP9001  VD1076  MS18	MTR-CODE: BKP, ALT, (AC) MTR-CODE: BKP, ALT, (AC) MTR-CODE: BKP, ALT, (AC) MTR-CODE: CBAA, CBAB, CBAC, ALT, (AC) MTR-CODE: CBAA, CBAB, CBAC, ALT, (AC) MTR-CODE: CBAA, CBAB, CBAC, ALT, (AC) MTR-CODE: CBAA, CBAB, CBAC, ALT, (AC) MTR-CODE: BKP, ALT, (AC) MTR-CODE: BKP, CA, WP MTR-CODE: BKP, CA, WP, CH-NO 3C-6-300 000 MTR-CODE: BKP, CA, WP, CH-NO 3C-7-000 001 MTR-CODE: BKP, CA, WP, CH-NO 3C-6-300 000 MTR-CODE: BKP, CA, WP, CH-NO 3C-7-000 001 MTR-CODE: CBAA, CBAB, CBAC, CA, WP MTR-CODE: CBAA, CBAB, CBAC, CA, WP MTR-CODE: CBAA, CBAB, CBAC, CA, WP MTR-CODE: BKP, CBAA, CBAB, CBAC FOR ART-NO: VD1076
	08/05-05/09	BMP	103	1968	 6PK1050  6PK1050D2  6PK1050K1  CT1028  CT1028K3  CT1028WP4  AP9001  VD1076  MS18	ALT, (AC) ALT, (AC) ALT, (AC) CA, WP CA, WP CA, WP MTR-CODE: BMP FOR ART-NO: VD1076
PASSAT ALLTRACK (365) 2.0 TDI 4motion						
	01/13-12/14	CFGC	130	1968	 6PK1070  6PK1070K1  CT1139  CT1139K2  CT1139WP6  MS46	ALT ALT CA CA CA, WP
	01/12-12/14	CFFB, CFGB	103-125	1968	 6PK1070  6PK1070K1  CT1139  CT1139K2  CT1139WP6  AP9001  MS46	ALT ALT CA CA CA, WP
PASSAT CC (357) 1.8 TSI						
	11/08-05/10	CDAB, CGYA	112	1798	 AP9009	
	06/08-11/10	BZB, CDAA	118	1798	 6PK1120  CT1143  CT1143WP1  AP9009	ALT WP WP
	06/08-01/12	CBAB, CFFB	103	1968	 6PK1070	MTR-CODE: CBAA, CBAB, CBAC, CFFA, CFFB, ALT,





































































					ContiTech	
---	---	---	---	---	-----------	---





























































VW						
PASSAT CC (357)						
					 6PK1070K1  CT1134  CT1134K1  CT1134WP2  CT1139  CT1139K2  CT1139WP6  AP9001  VD1076  MS46	(AC) MTR-CODE: CBAA, CBAB, CBAC, CFFA, CFFB, ALT, (AC) MTR-CODE: CBAA, CBAB, CBAC, CA MTR-CODE: CBAA, CBAB, CBAC, CA MTR-CODE: CBAA, CBAB, CBAC, CA, WP MTR-CODE: CFFA, CFFB, CA MTR-CODE: CFFA, CFFB, CA MTR-CODE: CFFA, CFFB, CA, WP MTR-CODE: CBAA, CBAB, CBAC
		CBBB, CFGB, CLLA	125	1968	 6PK1070  6PK1070K1  CT1134  CT1134K1  CT1134WP1  CT1139  CT1139K2  CT1139WP6  AP9001  VD1076  MS46	MTR-CODE: CBBB, CFGB, ALT, (AC) MTR-CODE: CBBB, CFGB, ALT, (AC) MTR-CODE: CBBB, CA MTR-CODE: CBBB, CA MTR-CODE: CBBB, CA, WP MTR-CODE: CFGB, CA MTR-CODE: CFGB, CLLA, CA MTR-CODE: CFGB, CA, WP MTR-CODE: CBBB
PHAETON (3D_) 3.0 V6 TDI 4motion						
	11/08-	CEXA, CARB	176	2967	 6PK2510  CT1131  CT1131K1	ALT INJP INJP
POLO 1.6						
	05/10-	CFNA, CLSA	77	1598	 6PK1090  6PK1733  AP9012	ALT, (-AC) ALT, (AC)
POLO (6N1, 6KV2, 6KV5) 1.4						
	05/97-09/01	AEX, AKV, AKK, AUD, ANW, APQ	44	1390	 2PJ800  2PJ860  6PK1070  6PK1070K2  6PK1125  6PK1185  6PK751  CT846  CT846K1  CT846K1  CT846K2  CT846K2  CT846WP1  CT846WP2  CT846WP2  CT846WP3	2.FAN 2.FAN ALT, (PS), (-AC) ALT, (PS), (-AC) ALT, (PS), (AC), ⇨08/1997 ALT, (PS), (AC), 09/1997⇨ ALT, (-PS), (-AC) CA CA, MTR-CODE: AEX, AKV, APQ, ANX CA, MTR-CODE: AKK, ⇨MTR-NO 127 806 CA, MTR-CODE: AKK, MTR-NO 127 807⇨ CA, MTR-CODE: ANW, AUD CA, MTR-CODE: AKK, ⇨MTR-NO 127 806 CA, MTR-CODE: ANW CA, MTR-CODE: AKK, MTR-NO 127 807⇨ CA, MTR-CODE: AEX, AKV, APQ, ANX
1.4 16V	10/99-09/01	APE, AUA	55	1390	 6PK1070  6PK1125  6PK751  CT957(SET)  CT957K1  CT957WP1	ALT, (PS), (-AC) ALT, (PS), (AC) ALT, (-PS), (-AC) CA CA CA
1.6	05/97-09/01	AEE, ALM	55	1598	 2PJ800  2PJ860  6PK1070  6PK1070K2  6PK1185  6PK751  CT847	2.FAN 2.FAN ALT, PS ALT, (PS), (-AC) ALT, PS, AC ALT CA, MTR-CODE: AEE, ALM

					ContiTech	
VW						
POLO (6N1, 6KV2, 6KV5)						
1.9 TDI	05/97-09/01	AHU, AGR, ALH, ALE	66	1896	 CT847K1	CA, MTR-CODE: AEE, ALM
					 CT847WP1	CA, MTR-CODE: AEE, ALM
1.9 TDI	05/97-09/01	AHU, AGR, ALH, ALE	66	1896	 11,5X730Ld	PS, (-AC), MTR-CODE: AHU, ALE
					 11,5X790Ld	PS, WP, (AC), MTR-CODE: AHU, ALE
					 2PJ800	2.FAN, OE-NO 1H0 119 137
					 2PJ860	2.FAN, OE-NO 1H0 119 137 A
					 6PK1045	ALT, (-AC), (TENS DAMPER), MTR-CODE: AHU, ALE
					 6PK1145	ALT, (AC), MTR-CODE: AHU, ALE
					 6PK1660	ALT, PS, (AC), MTR-CODE: AGR, ALH
					 6PK1660K1	ALT, PS, (AC), MTR-CODE: AGR, ALH
					 6PK906	ALT, PS, (-AC), MTR-CODE: AGR, ALH
					 6PK923	ALT, (-AC), (-TENS DAMPER), MTR-CODE: AHU, ALE
					 CT1044	CA, MTR-CODE: ALH, MTR-NO 500 001 →
					 CT1044	CA, MTR-CODE: AGR, MTR-NO 565 001 →
					 CT1044K1	CA, MTR-CODE: AGR, ALH
					 CT1044WP1	CA, MTR-CODE: AGR, ALH
					 CT867	CA, MTR-CODE: AHU, ALE
					 CT867K4	CA, MTR-CODE: AHU, ALE
					 CT946	CA, MTR-CODE: AGR, →MTR-NO 565 000
					 CT946	CA, MTR-CODE: ALH, →MTR-NO 500 000
					 AP9001	
					 AP9004	
					 VD1084	MTR-CODE: AHU, ALE, →08/1999
					 MS13	FOR ART-NO: VD1084
100 1.4 16V	04/96-10/99	AFH	74	1390	 6PK1070	ALT, (PS), (-AC)
					 6PK1125	ALT, (PS), (AC)
					 6PK751	ALT, (-PS), (-AC)
					 CT907	CA
45 1.0	10/94-09/96	AEV	33	1043	 6PK1070	ALT, (PS), (-AC)
					 6PK1070K2	ALT, (PS), (-AC)
					 6PK1125	ALT, (PS), (AC)
					 6PK751	ALT, (-PS), (-AC)
					 CT845	CA
					 CT845K1	CA
50 1.0	09/96-10/99	AER, ALL	37	999	 CT845WP1	CA
					 6PK1070	ALT, (PS), (-AC)
					 6PK1070K2	ALT, (PS), (-AC)
					 6PK1125	ALT, (PS), (AC)
55 1.3	10/94-07/95	ADX	40	1296	 6PK751	ALT, (-PS), (-AC)
					 CT846	CA
					 CT846K1	CA
					 CT846WP1	CA
55 1.4	08/95-10/99	AEX	40	1390	 6PK1070	ALT, (PS), (-AC)
					 6PK1125	ALT, (PS), (AC)
					 6PK751	ALT, (-PS), (-AC)
					 CT846	CA
60 1.4	07/95-10/99	AEX, AKV, APQ	44	1390	 CT846K1	CA
					 CT846WP3	CA
					 2PJ800	2.FAN
					 2PJ860	2.FAN
60 1.4	07/95-10/99	AEX, AKV, APQ	44	1390	 6PK1070	ALT, (PS), (-AC)
					 2PJ800	2.FAN
					 2PJ860	2.FAN
					 6PK1070	ALT, (PS), (-AC)




































































					ContiTech	
VW						
POLO (6N1, 6KV2, 6KV5)						
					 6PK1070K2	ALT, (PS), (-AC)
					 6PK1125	ALT, (PS), (AC)
					 6PK751	ALT, (-PS), (-AC)
					 CT846	CA
					 CT846K1	CA
					 CT846WP3	CA
	12/95-09/01	AEX, AKV, AKK, AUD, ANW, APQ	44	1390	 2PJ800	2.FAN
					 2PJ860	2.FAN
					 6PK1070	ALT, (PS), (-AC)
					 6PK1070K2	ALT, (PS), (-AC)
					 6PK1125	ALT, (PS), (AC), ⇨08/1997
					 6PK1185	ALT, (PS), (AC), 09/1997⇨
					 6PK751	ALT, (-PS), (-AC)
					 CT846	CA
					 CT846K1	CA, MTR-CODE: AKK, ⇨MTR-NO 127 806
					 CT846K1	CA, MTR-CODE: AEX, AKV, APQ, ANX
					 CT846K2	CA, MTR-CODE: AKK, MTR-NO 127 807⇨
					 CT846K2	CA, MTR-CODE: AUD, ANW
					 CT846WP2	CA, MTR-CODE: AUD, ANW
					 CT846WP3	CA, MTR-CODE: AEX, AKV, APQ, ANX
64 1.9 D	10/94-10/99	AEF	47	1896	 5PK1219	ALT
					 CT1012	CA
					 CT1012K1	CA
					 AP9057	
					 AP9059	
64 1.9 SDI	07/96-10/99	AGD	47	1896	 5PK1219	ALT, PS
					 CT1012	CA
					 CT1012K1	CA
					 CT1012K2	CA
					 AP9057	
					 AP9059	
75 1.6	10/94-10/99	AEA, AEE, AHS	55	1598	 2PJ800	2.FAN
					 2PJ860	2.FAN
					 6PK1070	ALT, (PS), (-AC)
					 6PK1070K2	ALT, (PS), (-AC)
					 6PK1125	ALT, (PS), (AC)
					 6PK751	ALT, (-PS), (-AC)
					 CT847	CA
					 CT847K1	CA
					 CT847WP1	CA
	11/95-09/01	AEE, ALM	55	1598	 2PJ800	2.FAN
					 2PJ860	2.FAN
					 6PK1070	ALT, PS, MTR-CODE: AEE, ALM
					 6PK1070K2	ALT, (PS), (-AC), MTR-CODE: AEE, ALM
					 6PK1185	ALT, PS, AC, MTR-CODE: AEE, ALM
					 6PK751	ALT
					 CT847	CA, MTR-CODE: AEE, ALM
					 CT847K1	CA, MTR-CODE: AEE, ALM
					 CT847WP1	CA, MTR-CODE: AEE, ALM
POLO (6N2)						
1.0	10/99-09/01	ALD, AUC	37	999	 6PK1070	ALT, (PS), (-AC)
					 6PK1070K2	ALT, (PS), (-AC)
					 6PK1125	ALT, (PS), (AC)
					 6PK751	ALT, (-PS), (-AC)
					 CT846	CA
					 CT846K1	CA, ⇨CH-NO 6N-Y-600 000
					 CT846K2	CA, CH-NO 6N-Y-600 001⇨
					 CT846WP1	CA, ⇨CH-NO 6N-Y-600 000
					 CT846WP2	CA, CH-NO 6N-Y-600 001⇨
1.4	10/99-09/01	AKP, ANX, AKK, AUD	40-44	1390	 6PK1070	ALT, (PS), (-AC)
					 6PK1070K2	ALT, (PS), (-AC)
						




































































					ContiTech	
VW						
POLO (6N2)						
					 6PK1125  6PK751  CT846  CT846K1  CT846K2  CT846WP1  CT846WP2	ALT, (PS), (AC) ALT, (-PS), (-AC) CA CA, ⇨CH-NO 6N-Y-600 000 CA, CH-NO 6N-Y-600 001⇨ CA, ⇨CH-NO 6N-Y-600 000 CA, CH-NO 6N-Y-600 001⇨
1.4 16V	10/99-09/01	AFK, AQQ, AUB, AHW, APE, AUA	55-74	1390	 6PK1070  6PK1125  6PK751  CT957(SET)  CT957K1  CT957WP1	ALT, (PS), (-AC) ALT, (PS), (AC) ALT, (-PS), (-AC) CA CA CA
1.4 TDI	10/99-09/01	AMF	55	1422	 6DPK1188  6PK1120  CT1028  CT1028K1  CT1028K2  CT1028K4  CT1028K5  AP9001  MS37	ALT, PS, (AC) ALT, PS, (-AC) CA, WP CA, WP, ⇨MTR-NO 011 494 CA, WP, MTR-NO 011 495⇨ CA, WP, MTR-NO 011 495⇨ CA, WP, ⇨MTR-NO 011 494
1.6 16V GTI	10/99-09/01	ARC, AVY	92	1598	 6PK1070  6PK1125  6PK751  CT957(SET)  CT957K1  CT957WP2	ALT, (PS), (-AC) ALT, (PS), (AC) ALT, (-PS), (-AC) CA CA CA
1.9 D	10/99-09/01	AEF	47	1896	 5PK1219  CT1012  CT1012K1  AP9001  AP9057  AP9059	CA CA
1.9 SDI	10/99-09/01	AGD, ASX	47	1896	 5PK1219  CT1012  CT1012K1  CT1012K2  AP9001  AP9057  AP9059	CA CA CA
POLO (6R, 6C)						
1.2	06/09-	CGPB, CGPA	44-51	1198	 6PK1453  6PK1453K2  6PK1873  6PK1873K1	ALT, (-AC) ALT, (-AC) ALT, (AC) ALT, (AC)
1.2 TDI	10/09-	CFWA	55	1199	 6PK1070  6PK1070K1  6PK842 ELAST  6PK842 ELAST T1  CT1139  CT1139K2  CT1139WP6  AP9001  MS46	MTR-CODE: CFWA, ALT, (AC) MTR-CODE: CFWA, ALT, (AC) MTR-CODE: CFWA, ALT, (-AC) MTR-CODE: CFWA, ALT, (-AC) MTR-CODE: CFWA, CA MTR-CODE: CFWA, CA MTR-CODE: CFWA, CA, WP
1.2 TSI	11/09-	CBZB, CBZC	66-77	1197	 6PK1432  6PK1693  AP9012	ALT, (AC) ALT, (AC)
1.4	06/09-	CGGB, CDDA, CLPA	63	1390	 6PK1080  6PK1080K1  6PK737	ALT, (AC) ALT, (AC) ALT, (-AC)

































































					ContiTech		
VW							
POLO (6R, 6C)							
					 CT957(SET)	CA, MTR-CODE: CGGB	
					 CT957K3	MTR-CODE: CGGB, CA	
					 CT957WP3	MTR-CODE: CGGB, CA	
	1.4 GTI	05/10-	CAVE, CTHE	132	1390	 5PK491	AIRC
						 6PK1600	ALT, (-AC)
						 6PK1698	ALT, (AC)
						 AP9012	
	1.4 TSI	10/12-	CPTA	103	1395	 6PK1000	ALT, (AC), ⇨ 11/2013
						 6PK1005	ALT, (AC), 11/2013⇨
						 6PK737	ALT, (-AC), ⇨ 11/2013
						 6PK745	ALT, (-AC), 11/2013⇨
						 CT1167	CA
						 CT1167K1	CA
						 CT1169	WP
	1.6 TDI	06/09-	CAYA	55	1598	 6PK1070	MTR-CODE: CAYA, CAYB, CAYC, CLNA, ALT, (AC)
						 6PK1070K1	MTR-CODE: CAYA, ALT, (AC)
						 6PK842 ELAST	MTR-CODE: CAYA, CAYB, CAYC, CLNA, ALT, (-AC)
						 6PK842 ELAST T1	MTR-CODE: CAYA, CAYB, CAYC, CLNA, ALT, (-AC)
					 CT1139	MTR-CODE: CAYA, CAYB, CAYC, CLNA, CA	
					 CT1139K2	MTR-CODE: CAYA, CAYB, CAYC, CLNA, CA	
					 CT1139WP6	MTR-CODE: CAYA, CAYB, CAYC, CLNA, CA, WP	
					 AP9001		
					 VD1076	MTR-CODE: CAYA, CAYB, CAYC, CLNA, ⇨ 10/2009	
					 MS18	FOR ART-NO: VD1076, ⇨ 10/2009	
					 MS46	FOR ART-NO: VD1111, 11/2009⇨	
		CAYB, CAYC, CLNA	66-77	1598	 6PK1070	MTR-CODE: CAYA, CAYB, CAYC, CLNA, ALT, (AC)	
					 6PK842 ELAST	MTR-CODE: CAYA, CAYB, CAYC, CLNA, ALT, (-AC)	
					 6PK842 ELAST T1	MTR-CODE: CAYA, CAYB, CAYC, CLNA, ALT, (-AC)	
					 CT1139	MTR-CODE: CAYA, CAYB, CAYC, CLNA, CA	
					 CT1139K2	MTR-CODE: CAYA, CAYB, CAYC, CLNA, CA	
					 CT1139WP6	MTR-CODE: CAYA, CAYB, CAYC, CLNA, CA, WP	
					 AP9001		
					 VD1076	MTR-CODE: CAYA, CAYB, CAYC, CLNA, ⇨ 10/2009	
					 MS18	FOR ART-NO: VD1076	
					 MS46	FOR ART-NO: VD1111	
2.0 R WRC	08/13-	CDLJ	162	1984	 6PK1054	MTR-CODE: CDLA, CDLC, ALT, (AC)	
					 6PK955	MTR-CODE: CDLA, CDLC, ALT, (-AC)	
					 CT1088	ALT	
					 CT1088K3	CA	
					 AP9001		
POLO (86C, 86CF, 80)							
1.0	08/92-07/94	AAU	33	1043	 AVX10X675		
					 CT629	CA, MTR-CODE: AAU, MTR-NO 015868⇨	
					 CT629WP1	CA, MTR-CODE: AAU, MTR-NO 015868⇨	
					 CT633	CA, MTR-CODE: AAU, ⇨ MTR-NO 015867	
					 CT633WP1	CA, MTR-CODE: AAU, ⇨ MTR-NO 015867	
	01/85-09/94	AAK, AAU, HZ	33	1043	 AVX10X675	ALT, CH-NO ..E-000 001⇨	
					 AVX10X695	ALT, ⇨ CH-NO ..D-200 000	
					 CT629	CA, MTR-NO HZ786023⇨	
					 CT629WP1	CA, MTR-NO HZ786023⇨	
					 CT633	CA, ⇨ MTR-NO HZ786022	
					 CT633	CA, MTR-CODE: AAK	
					 CT633WP1	CA, ⇨ MTR-NO HZ786022	
					 CT633WP1	CA, MTR-CODE: AAK	
	08/85-01/92	HZ	33	1043	 11,9X710Ld	ALT, 09/1990⇨	
					 AVX10X675	ALT, CH-NO ..E-000 001⇨, ⇨ 08/1990	
					 AVX10X695	ALT, ⇨ CH-NO ..D-200 000, ⇨ 08/1990	
					 CT629	CA, MTR-NO HZ786023⇨	
					 CT629WP1	CA, MTR-NO HZ786023⇨	
				 CT633	CA, ⇨ MTR-NO HZ786022		
				 CT633WP1	CA, ⇨ MTR-NO HZ786022		
							


























































					ContiTech	
VW						
POLO (86C, 86CF, 80)						
 1.0 CAT	08/89-09/94	AAK, ACM, AAU	33	1043	 11,9X710Ld  AVX10X675  AVX10X675  AVX10X695  CT629  CT629WP1  CT633  CT633  CT633WP1  CT633WP1	ALT, CH-NO 80-MW162 420⇒, CH-NO 80-MP120 202⇒ ALT, ⇒CH-NO 80-MW162 419, 80-MP120 201 MTR-CODE: AAK, CH-NO .-E-000 001⇒ ALT, MTR-CODE: AAK, ⇒12/1990, ⇒CH-NO .-D-200 000 CA, MTR-NO HZ786023⇒, AAU015868⇒ CA, MTR-NO HZ786023⇒, AAU015868⇒ CA, ⇒MTR-NO HZ786022, AAU015867 CA, MTR-CODE: AAK CA, MTR-CODE: AAK CA, ⇒MTR-NO HZ786022, AAU015867
	08/92-07/94	AAV	40	1272	 11,9X710Ld  CT629  CT629WP1	ALT CA CA
	08/83-06/87	MH, HK	40	1272	 AVX10X675  AVX10X695  CT633  CT633WP1	ALT, CH-NO 86E0000000⇒ ALT, ⇒CH-NO 86D9999999 CA, MTR-CODE: MH, HK CA, MTR-CODE: MH, HK
	07/87-08/94	MH, NZ, 2G, AAV	40	1272	 11,9X710Ld  AVX10X675  AVX10X695  CT629  CT629  CT629WP1  CT629WP1  CT633  CT633  CT633WP1  CT633WP1	ALT, 01/1991⇒ ALT, CH-NO 86E0000000⇒, ⇒12/1990 ALT, ⇒CH-NO 86D9999999 CA, MTR-NO NZ200001⇒, 2G262740⇒, HZ786023⇒, 3F008527⇒, AAU015868⇒ CA, MTR-CODE: AAV CA, MTR-CODE: AAV CA, MTR-NO NZ200001⇒, 2G262740⇒ CA, MTR-CODE: MH CA, ⇒MTR-NO NZ200000, 2G262739, HZ786022, 3F008526, AAU015867 CA, MTR-CODE: MH CA, ⇒MTR-NO NZ200000, 2G262739
	07/87-09/94	MH, NZ	40	1272	 AVX10X675  AVX10X695  CT629  CT629WP1  CT633  CT633  CT633WP1  CT633WP1	ALT, CH-NO 86E0000000⇒ ALT, ⇒CH-NO 86D9999999 CA, MTR-NO NZ200001⇒ CA, MTR-NO NZ200001⇒ CA, MTR-CODE: MH CA, ⇒MTR-NO NZ200000 CA, MTR-CODE: MH CA, ⇒MTR-NO NZ200000
1.4 D	10/90-09/94	1W	35	1398	 11,9X710Ld  CT534  CT547	ALT CA INJP
POLO (9A4)						
1.4	07/03-	BBY, BKY	55	1390	 6PK1080  6PK1080K1  6PK737  CT957(SET)  CT957K1  CT957K3  CT957WP1  CT957WP3	ALT, (AC) ALT, (AC) ALT, (AC) CA CA, ⇒CH-NO 9N-6P027 500 CA, CH-NO 9N-6P027 501⇒ CA, ⇒CH-NO 9N-6P027 500 CA, CH-NO 9N-6P027 501⇒
POLO (9N_)						
1.2	01/02-05/07	AWY, BMD	40	1198	 6PK1453  6PK1873  6PK1880  AP9006	ALT, (AC) ALT, (AC), CH-NO 9N-4D013 519⇒, CH-NO 9N-4Y074 378⇒ ALT, (AC), ⇒CH-NO 9N-4D013 518, 9N-4Y074 377
1.2 12V	10/01-07/07	AZQ, BME	47	1198	 6PK1453  6PK1873	ALT, (AC) ALT, (AC), CH-NO 9N-3D165 391⇒, CH-NO 9N-3Y234 442⇒



					ContiTech	
VW						
POLO (9N_)						
1.2, 1.2 12V	05/07-11/09	BBM, BZG	44-51	1198	 6PK1880  AP9006	ALT, (AC), ⇨CH-NO 9N-3D165 391, 9N-3Y234 442
					 6PK1453  6PK1453K2  6PK1873  6PK1873K1	ALT, (AC) ALT, (AC) ALT, (AC) ALT, (AC)
1.4 16V	10/01-05/08	AUA, BBY, BKY	55	1390	 6PK1080  6PK1080K1  6PK737  CT957(SET)  CT957K1  CT957K1  CT957K3  CT957WP1  CT957WP1  CT957WP3	ALT, (AC) ALT, (AC) ALT, (AC) MTR-CODE: BBY, BKY, AUA, CA MTR-CODE: BKY, CA, ⇨CH-NO 9N-7-000 000 MTR-CODE: BBY, AUA, CA MTR-CODE: BKY, CA, CH-NO 9N-7-000 001⇨ MTR-CODE: BKY, CA, ⇨CH-NO 9N-7-000 000 MTR-CODE: BBY, AUA, CA MTR-CODE: BKY, CA, CH-NO 9N-7-000 001⇨
					 6PK1080  6PK1080K1  6PK737  CT957(SET)  CT957K1  CT957WP1	ALT, (AC) ALT, (AC) ALT, (AC) CA CA CA
					 6PK1080  6PK1080K1  6PK737  CT957(SET)  CT957K3  CT957WP3	ALT, (AC) ALT, (AC) ALT, (AC) MTR-CODE: BUD, CA MTR-CODE: BUD, CA MTR-CODE: BUD, CA
					 6PK1090  6PK1733  6PK1733K3	ALT, (AC) ALT, (AC) ALT, (AC)
					 6PK858  6PK995  CT1028  CT1028K2  CT1028K3  CT1028K4  CT1028WP1  CT1028WP3  AP9001  MS18	ALT, (AC) ALT, PS, (AC) CA, WP CA, WP, ⇨CH-NO 9N-2-050 000 CA, WP, CH-NO 9N-2-050 001⇨ CA, WP, ⇨CH-NO 9N-2-050 000 CA, WP, CH-NO 9N-2-050 001⇨, ⇨CH-NO 9N-2-100 000 CA, WP, CH-NO 9N-2-100 001⇨
					 6PK1180  6PK1180K2  6PK820  6PK995  6PK995K1  CT1028  CT1028K3  CT1028WP3  AP9001  AP9022	ALT, (AC), MTR-CODE: BMS ALT, (AC), MTR-CODE: BMS ALT, (AC) ALT, (AC), MTR-CODE: BNV ALT, (AC), MTR-CODE: BNV CA, WP CA, WP CA, WP
					 6PK1180  6PK1180K2  6PK820  6PK995  6PK995K1  CT1028  CT1028K3  CT1028WP3  AP9022	ALT, (AC), MTR-CODE: BWB ALT, (AC), MTR-CODE: BWB ALT, (AC) ALT, (AC), MTR-CODE: BNM ALT, (AC), MTR-CODE: BNM CA, WP CA, WP CA, WP
						



























































					ContiTech	
VW						
POLO (9N_)  1.6 16V	05/06-11/09	BTS	77	1598	 6PK1090  6PK1733  6PK1733K3	ALT, (AC), MTR-CODE: BTS ALT, (AC), MTR-CODE: BTS ALT, (AC), MTR-CODE: BTS
	10/01-11/09	ASY	47	1896	 6PK1095  6PK780  CT1044  CT1044K2  AP9001	ALT, (AC) ALT, (-AC) CA CA
	10/01-11/09	ATD, AXR, BMT	74	1896	 6PK1180  6PK1180K2  6PK780  6PK820  CT1028  CT1028K3  CT1028WP1  CT1028WP3  AP9001  AP9022  VD1076  MS18	MTR-CODE: ATD, AXR, BMT, ALT, (AC) MTR-CODE: ATD, AXR, BMT, ALT, (AC) MTR-CODE: ATD, AXR, ALT, (-AC) MTR-CODE: BMT, ALT, (-AC) CA CA ⇒CH-NO 9N-2-100 000, CA CH-NO 9N-2-100 001⇒, CA FOR ART-NO: VD1076
POLO Box (6NF) 1.4	05/98-12/99	AEX, APQ	44	1390	 2PJ860  6PK1070  6PK1070K2  6PK1125  6PK751  CT846  CT846K1  CT846WP3	2.FAN ALT, (PS), (-AC) ALT, (PS), (-AC) ALT, (PS), (AC) ALT, (-PS), (-AC) CA CA CA
SCIROCCO (137, 138) 1.4 TSI	05/08-	CAVD, CNWA, CTHD, CTKA	118	1390	 5PK491  6PK1698  AP9012	AIRC ALT
	08/08-	CAXA, CMSB	90	1390	 6PK1090  6PK1733  6PK1733K3  AP9012	ALT, (-AC) ALT, (AC) ALT, (AC)
	08/08-	CBDB, CFHC	103	1968	 6PK1070  6PK1070K1  6PK842 ELAST  6PK842 ELAST T1  CT1134  CT1134K1  CT1134WP2  CT1139  CT1139K2  CT1139WP6  AP9001  VD1076  MS46	MTR-CODE: CBDB, CFHB, CFHC, ALT, (AC) MTR-CODE: CBDB, CFHB, CFHC, ALT, (AC) MTR-CODE: CBDB, CFHB, CFHC, ALT, (-AC) MTR-CODE: CBDB, CFHB, CFHC, ALT, (-AC) MTR-CODE: CBDB, CA MTR-CODE: CBDB, CA MTR-CODE: CBDB, CA, WP MTR-CODE: CFHB, CFHC, CA MTR-CODE: CFHB, CFHC, CA MTR-CODE: CFHB, CFHC, CA, WP MTR-CODE: CBDB
	05/09-	CBBB, CFGB	125	1968	 6PK1070  6PK1070K1  6PK842 ELAST  6PK842 ELAST T1  CT1134  CT1134K1  CT1134WP1  CT1139  CT1139K2  CT1139WP6  AP9001	MTR-CODE: CBBB, CFGB, ALT, (AC) MTR-CODE: CBBB, CFGB, ALT, (AC) MTR-CODE: CBBB, CFGB, ALT, (-AC) MTR-CODE: CBBB, CFGB, ALT, (-AC) MTR-CODE: CBBB, CA MTR-CODE: CBBB, CA MTR-CODE: CBBB, CA, WP MTR-CODE: CFGB, CA MTR-CODE: CFGB, CA MTR-CODE: CFGB, CA, WP
						




































































					ContiTech	
VW						
SCIROCCO (137, 138) ↔					 VD1076  MS46	MTR-CODE: CBBB
	01/13-	CFGC	130	1968	 6PK1070  6PK1070K1  CT1139  CT1139K2  CT1139WP6  MS46	ALT ALT CA CA CA, WP
	2.0 TSI	05/08-	CAWB, CCZB	147-155	1984  6PK1120  CT1143  CT1143WP1  AP9009	ALT WP WP
SHARAN (7M8, 7M9, 7M6) 1.8 T 20V						
	09/97-03/10	AJH, AWC	110	1781	 6DPK1195  6DPK1195K1  6PK1120  CT909  CT909K2  CT909K3  CT909K6  CT909K7  CT909WP1  CT909WP4  AP9001  AP9016  VD1107	ALT, PS, (AC) ALT, PS, (AC) ALT, PS, (-AC) CA CA, MTR-CODE: AWC CA, MTR-CODE: AWC CA, MTR-CODE: AJH CA, MTR-CODE: AJH CA, MTR-CODE: AJH CA, MTR-CODE: AWC CA, MTR-CODE: AJH
1.9 TDI	04/00-03/10	AUY, BVK	85	1896	 6DPK1195  6DPK1195D1  6DPK1195K2  6DPK1215  6DPK1215D1  CT1028  CT1028K2  CT1028K3  CT1028K3  CT1028K4  CT1028WP4  CT1028WP4  CT1028WP7  AP9001  VD1076  VD1076  VD1091  MS17  MS18	ALT, PS, AC, ↔CH-NO 7M-6-014 208 ALT, PS, AC, CH-NO 7M-4-015 001↔, ↔CH-NO 7M-6-014 208 ALT, PS, AC, ↔CH-NO 7M-6-014 208, MTR-CODE: AUY ALT, PS, AC, CH-NO 7M-6-014 209↔ ALT, PS, AC, CH-NO 7M-6-014 209↔ MTR-CODE: AUY, BVK, CA, WP MTR-CODE: AUY, ↔MODEL '02, CA, WP MTR-CODE: BVK, CA, WP MTR-CODE: AUY, MODEL '03↔, CA, WP MTR-CODE: AUY, ↔MODEL '02, CA, WP MTR-CODE: AUY, MODEL '03↔, CA, WP MTR-CODE: BVK, CA, WP ↔MODEL '02, CA, MTR-CODE: AUY AUY, CH-NO 7M-4-015 001↔ MTR-CODE: BVK MTR-CODE: AUY, ↔CH-NO 7M-4-015 000 FOR ART-NO: VD1091 FOR ART-NO: VD1076
	11/02-03/10	ASZ	96	1896	 6DPK1195  6DPK1195D1  6DPK1195K2  CT1028  CT1028K3  CT1028WP3  AP9001  VD1076  VD1091  MS17  MS18	ALT, PS, AC ALT, PS, AC, CH-NO 7M-4-015 001↔ ALT, PS, AC CA, WP CA, WP CA, WP CH-NO 7M-4-015 001↔ ↔CH-NO 7M-4-015 000 FOR ART-NO: VD1091 FOR ART-NO: VD1076
	09/95-03/10	1Z, AHU, ANU	66	1896	 11,5X730Ld  11,5X790Ld  6DPK1195	PS, (-AC), MTR-CODE: 1Z, AHU PS, WP, (AC), MTR-CODE: 1Z, AHU ALT, PS, (AC), MTR-CODE: ANU
↔						






































































					ContiTech	
VW						
SHARAN (7M8, 7M9, 7M6) ↔					 6DPK1195D1 ALT, PS, (AC), MTR-CODE: ANU, CH-NO 7M-4-015 001⇒  6DPK1195K2 ALT, PS, (AC), MTR-CODE: ANU  6PK1045 ALT, (-AC), (TENS DAMPER), MTR-CODE: 1Z, AHU, ⇒CH-NO 7M-Y-020 000  6PK1045K1 ALT, (-AC), (TENS DAMPER), MTR-CODE: 1Z, AHU, ⇒CH-NO 7M-Y-020 000  6PK1054 ALT, (-AC), (TENS DAMPER), MTR-CODE: 1Z, AHU, CH-NO 7M-Y-020 001⇒  6PK1120 ALT, PS, (-AC), MTR-CODE: ANU  6PK1145 ALT, (AC), MTR-CODE: 1Z, AHU, ⇒09/1999  6PK1145K1 ALT, (AC), MTR-CODE: 1Z, AHU, ⇒09/1999  6PK1153 ALT, (AC), MTR-CODE: 1Z, AHU, 09/1999⇒  6PK923 ALT, (-AC), (TENS DAMPER), MTR-CODE: 1Z, AHU  CT1028 CA, WP, MTR-CODE: ANU  CT1028K1 CA, WP, MTR-CODE: ANU, ⇒MTR-NO 005 000  CT1028K2 CA, WP, MTR-CODE: ANU, MTR-NO 005 001⇒, ⇒MODEL '02  CT1028K3 CA, WP, MTR-CODE: ANU, MODEL '03⇒  CT1028K4 CA, WP, MTR-CODE: ANU, MTR-NO 005 001⇒, ⇒MODEL '02  CT1028K5 CA, WP, MTR-CODE: ANU, ⇒MTR-NO 005 000  CT1028WP4 CA, WP, MTR-CODE: ANU, MODEL '03⇒  CT1028WP6 CA, WP, MTR-CODE: ANU, ⇒MTR-NO 005 000  CT1028WP7 CA, WP, MTR-CODE: ANU, MTR-NO 005 001⇒, ⇒MODEL '02  CT945 CA, MTR-CODE: 1Z, AHU  CT945K1 CA, MTR-CODE: 1Z, AHU  AP9001  VD1076 09/2003⇒  VD1084 ⇒03/2000  VD1091 04/2000⇒, ⇒08/2003  MS13 FOR ART-NO: VD1084  MS17 FOR ART-NO: VD1091  MS18 FOR ART-NO: VD1076	
	09/96-04/00	AFN, AVG	81	1896	 11,5X730Ld PS, (-AC)  11,5X790Ld PS, WP, (AC)  6PK1045 ALT, (-AC), (TENS DAMPER), ⇒CH-NO 7M-Y-020 000  6PK1045K1 ALT, (-AC), (TENS DAMPER), ⇒CH-NO 7M-Y-020 000  6PK1054 ALT, (-AC), (TENS DAMPER), CH-NO 7M-Y-020 001⇒  6PK1153 ALT, (AC)  6PK923 ALT, (-AC), (TENS DAMPER)  CT945 CA  CT945K1 CA  AP9001  AP9004  VD1084  MS13 FOR ART-NO: VD1084	
2.0	09/95-03/10	ADY, ATM	85	1984	 11,5X685Ld ALT, PS, MTR-CODE: ADY, OE-NO 037 145 271E  11,5X755Ld PS, (AC), MTR-CODE: ADY  11,9X670Ld PS, (-AC), MTR-CODE: ADY  6DPK1195 ALT, (AC), MTR-CODE: ATM  6DPK1195K1 ALT, (AC), MTR-CODE: ATM  6PK1033 ALT, (-AC), MTR-CODE: ADY, FOR ALT: 120A, CH-NO 7M-T-027001⇒  6PK1153 ALT, (AC), MTR-CODE: ADY  6PK1153K1 ALT, (AC), MTR-CODE: ADY  6PK894 ALT, (-AC), MTR-CODE: ADY  6PK976 ALT, (-AC), MTR-CODE: ADY, FOR ALT: 120A, ⇒CH-NO 7M-T-027000	






























































































































					ContiTech	
---	---	---	---	---	-----------	---
































































VW						
SHARAN (7M8, 7M9, 7M6)						
					 6PK976K3	ALT, (AC), MTR-CODE: ADY, FOR ALT: 120A, ⇨CH-NO 7M-T027000
					 CT630  CT630K1  CT908  CT908K1  AP9001  AP9004  VD1107	CA, MTR-CODE: ADY CA, MTR-CODE: ADY CA, MTR-CODE: ATM CA, MTR-CODE: ATM MTR-CODE: ATM
2.0 TDI	11/05-03/10	BRT	103	1968	 6DPK1215  CT1028  CT1028K3  CT1028WP4  AP9001  VD1076  MS18	ALT, PS, AC CA, WP CA, WP CA, WP FOR ART-NO: VD1076
SHARAN (7N1, 7N2)						
1.4 TSI	05/10-	CAVA, CTHA, CNWB	110	1390	 5PK491  6PK1600  6PK1698  AP9012	AIRC ALT, (AC) ALT, (AC)
2.0 TDI	08/10-	CFGB	125	1968	 6PK1070  6PK1070K1  CT1139  CT1139K2  CT1139WP6  AP9001  MS46	ALT ALT MTR-CODE: CFGB, CA MTR-CODE: CFGB, CA MTR-CODE: CFGB, CA, WP
	01/13-	CFGC	130	1968	 6PK1070  6PK1070K1  CT1139  CT1139K2  CT1139WP6  MS46	ALT ALT CA CA CA, WP
2.0 TDI, 2.0 TDI 4motion	05/10-	CFFB	103	1968	 6PK1070  6PK1070K1  CT1139  CT1139K2  CT1139WP6  AP9001  MS46	ALT ALT MTR-CODE: CFFA, CFFB, CFFE, CA MTR-CODE: CFFA, CFFB, CFFE, CA MTR-CODE: CFFA, CFFB, CFFE, CA, WP
TARO						
2.4 D	07/94-03/97	2L	58	2446	 AVX13X825  AVX13X865  CT723  CT723K1	PS, (RHD) PS, (LHD) CA CA
TIGUAN (5N)						
1.4 TSI	08/10-	CAXA	90	1390	 6PK1090  6PK1733  6PK1733K3  AP9012	ALT, (AC) ALT, (AC) ALT, (AC)
1.4 TSI, 1.4 TSI 4motion	05/11-	CAVD, CTHD	118	1390	 5PK491  6PK1600  6PK1698  AP9012	AIRC ALT, (AC) ALT, (AC)
	09/07-	BWK, CAVA, CTHA	110	1390	 5PK491  6PK1698  AP9012	AIRC ALT, (AC)
2.0 TDI	05/10-	CFFD	81	1968	 6PK1070  6PK1070K1  CT1139	ALT ALT CA

					ContiTech	
VW						
TIGUAN (5N_)						
2.0 TDI 4motion	09/07-	CBBB, CFGB	125	1968	 CT1139K2  CT1139WP6  AP9001  MS46	CA MTR-CODE: CFFD, CA, WP
					 6PK1070  6PK1070K1  CT1134  CT1134K1  CT1134WP1  CT1139  CT1139K2  CT1139WP6  AP9001  VD1076  MS46	MTR-CODE: CBBA, CBBB, CFGB, ALT, (AC) MTR-CODE: CBBA, CBBB, CFGB, ALT, (AC) MTR-CODE: CBBA, CBBB, CA MTR-CODE: CBBA, CBBB, CA MTR-CODE: CBBB, CBAA, CBAB, CA, WP MTR-CODE: CFGB, CA MTR-CODE: CFGB, CA MTR-CODE: CFGB, CA, WP MTR-CODE: CBBB
					 6PK1070  6PK1070K1  CT1139  CT1139K2  CT1139WP6  MS46	ALT ALT CA CA CA, WP
					 6PK1070  6PK1070K1  CT1134  CT1134K1  CT1134WP2  CT1139  CT1139K2  CT1139WP6  AP9001  VD1076  MS46	MTR-CODE: CBAA, CBAB, CFFA, CFFB, CLJA, ALT, (AC) ALT, (AC) MTR-CODE: CBAA, CBAB, CA MTR-CODE: CBAA, CBAB, CA MTR-CODE: CBAA, CBAB, CA, WP MTR-CODE: CFFA, CFFB, CLJA, CA MTR-CODE: CFFA, CFFB, CLJA, CA MTR-CODE: CFFA, CFFB, CLJA, CA, WP MTR-CODE: CBAA, CBAB
					 6PK1120  CT1143  CT1143WP1  AP9009	ALT WP WP, MTR-CODE: CCZA, CAWB
2.0 TFSI 4motion	09/07-	CAWB, CCTA, CCZA	147	1984	 6PK1120  CT1143  CT1143WP1  AP9009	ALT WP WP
2.0 TSI 4motion, 2.0 TFSI 4motion	09/07-	CAWA, CCZC	125-132	1984	 6PK1120  CT1143  CT1143WP1  AP9009	ALT WP WP
TOUAREG (7LA, 7L6, 7L7)						
2.5 R5 TDI	01/03-05/10	BAC, BPE, BLK, BPD	120-128	2461	 AP9030	ALT, AC
3.0 V6 TDI	11/04-05/10	BKS, CATA	165	2967	 6PK2490  CT1094  CT1094K1  MS25	ALT, PS, AC INJP INJP FOR ART-NO: VD1033
	11/07-05/10	CASA, CASC	176	2967	 6PK2490  CT1131  CT1131K1	ALT INJP INJP
TOUAREG (7P5)						
3.0 V6 TDI	01/10-	CASA, CNRB	176	2967	 6PK2475  6PK2523  CT1131  CT1131K1	MTR-CODE: CASA, CASB, CASD, ALT MTR-CODE: CNRB, ALT INJP, MTR-CODE: CASA, CASB, CASD MTR-CODE: CASA, CASB, CASD, INJP
		CJMA, CASD, CVWA	150	2967	 6PK2475  6PK2523	MTR-CODE: CASA, CASB, CASD, ALT MTR-CODE: CJMA, CRCA, CRCB, ALT
		CJGD, CRCA	180	2967	 6PK2523	ALT
		CGRA	206	3597	 7DPK2074	ALT
	01/10-	CKDA	250	4134	 6PK1623 CT1194	ALT INJP























































					ContiTech	
VW						
TOURAN (1T1, 1T2, 1T3)						
 1.2 TSI	05/10-	CBZB	77	1197	 6PK1432  6PK1693  AP9012	ALT, (-AC) ALT, (AC)
	1.4 TSI	02/06-05/10	BMV, CAVC	103	1390	 5PK491  6PK1600  6PK1698  AP9012
1.4 TSI, 1.4 TSI EcoFuel	05/10-	CAVC, CTHC, CDGA	103-110	1390	 5PK491  6PK1600  6PK1698  AP9012	G-COMPR ALT, (-AC) ALT, (AC)
1.6	07/03-05/10	BGU, BSE, BSF	75	1595	 6PK1045  6PK1045K2  6PK900  CT908  CT908K1  CT908WP1  AP9001	ALT, (AC) ALT, (AC) ALT, (AC) CA CA CA
1.6 FSI	02/03-01/07	BAG, BLF, BLP	85	1598	 6PK1090  6PK1733  6PK1733K3	ALT, PS, (-AC) ALT, PS, (AC) ALT, PS, (AC)
1.6 TDI	05/10-	CAYB	66	1598	 6PK1070  6PK1070K1  6PK842 ELAST  6PK842 ELAST T1  CT1139  CT1139K2  CT1139WP6  AP9001  MS46	MTR-CODE: CAYB, CAYC, ALT, (AC) MTR-CODE: CAYB, CAYC, ALT, (AC) MTR-CODE: CAYB, CAYC, ALT, (-AC) MTR-CODE: CAYB, CAYC, ALT, (-AC) MTR-CODE: CAYB, CAYC, CA MTR-CODE: CAYB, CAYC, CA MTR-CODE: CAYB, CAYC, CA, WP
		CAYC	77	1598	 6PK1070  6PK1070K1  6PK842 ELAST  CT1139  CT1139K2  AP9001  MS46	ALT, (AC) ALT, (AC) ALT, (-AC) CA CA
1.9 TDI	02/03-05/04	AVQ	74	1896	 6PK1050  6PK1050D2  6PK1050K2  6PK948  CT1028  CT1028K3  CT1028WP3  AP9001  VD1076  MS18	ALT, (AC) ALT, (AC) ALT, (AC) ALT, (-AC) CA, WP CA, WP CA, WP FOR ART-NO: VD1076
	08/03-05/10	BKC, BLS, BXE	77	1896	 6PK1050  6PK1050D2  6PK1050K1  6PK1050K1  6PK1050K2  6PK948  CT1028  CT1028K3  CT1028WP3  AP9001  VD1076  MS18	ALT, AC ALT, (AC) ALT, (AC), MTR-CODE: BLS, BXE ALT, (AC), MTR-CODE: BKC, MODEL '06➡ ALT, (AC), MTR-CODE: BKC, ➡MODEL '05 ALT, (-AC) CA, WP CA, WP CA, WP
	11/04-05/10	BRU, BXF, BXJ	66	1896	 6PK1050  6PK1050D2	ALT, (AC) ALT, (AC)
						



























































					ContiTech	
VW						
TOURAN (1T1, 1T2, 1T3)						
						6PK1050K1 ALT, (AC), MTR-CODE: BRU, CH-NO 1K-6-500 001 →
						6PK1050K1 ALT, (AC), MTR-CODE: BXF, BXJ
						6PK1050K2 ALT, (AC), MTR-CODE: BRU, → CH-NO 1K-6-500 000
						6PK948 ALT, (-AC)
						CT1028 CA, WP
						CT1028K3 CA, WP
						CT1028WP3 CA, WP
						AP9001
						VD1076
						MS18
						FOR ART-NO: VD1076
2.0 EcoFuel	02/06-05/09	BSX	80	1984		6PK1045 ALT, PS, (AC)
						6PK1045K2 ALT, PS, (AC)
						6PK900 ALT, PS, (-AC)
						CT908 CA
						CT908K1 CA
						CT908WP2 CA
						AP9001
						VD1107
2.0 FSI	10/03-11/05	AXW, BLX, BLY, BLR, BVY, BVZ	110	1984		6PK1045 ALT, (AC)
						6PK1045K2 ALT, (AC)
						6PK900 ALT, (-AC)
						CT1056 CA, MTR-CODE: AXW
						CT1056K1 CA, MTR-CODE: AXW
						CT1088 CA, MTR-CODE: BLX, BLY, BLR, BVZ, BVY
						CT1088K3 CA, MTR-CODE: BLX, BLY, BLR, BVZ, BVY
						CT1088WP4 CA, MTR-CODE: BLX, BLY, BLR, BVZ, BVY
						AP9001
						VD1107
2.0 TDI	12/05-05/10	BMN	125	1968		6PK1050 MTR-CODE: BMN, ALT, (AC)
						6PK1050D2 MTR-CODE: BMN, ALT, (AC)
						6PK1050K2 MTR-CODE: BMN, ALT, (AC)
						6PK1070 MTR-CODE: CFJA, ALT, (AC)
						6PK1070K1 MTR-CODE: CFJA, ALT, (AC)
						6PK842 ELAST MTR-CODE: CFJA, ALT, (-AC)
						6PK842 ELAST T1 MTR-CODE: CFJA, ALT, (-AC)
						6PK948 MTR-CODE: BMN, ALT, (-AC)
						CT1051 MTR-CODE: BMN, CA, WP
						CT1051K2 MTR-CODE: BMN, CA
						CT1051WP2 MTR-CODE: BMN, CA, WP
						CT1139 MTR-CODE: CFJA, CA
						CT1139K2 MTR-CODE: CFJA, CA
						CT1139WP6 MTR-CODE: CFJA, CA, WP
						AP9001
						VD1076 MTR-CODE: BMN
						MS18
						MS46
						FOR ART-NO: VD1076
						FOR ART-NO: VD1111
		BMM	103	1968		6PK1050 ALT, PS, (AC)
						6PK1050D2 ALT, PS, (AC)
						6PK1050K1 ALT, PS, (AC)
						6PK948 ALT, PS, (-AC)
						CT1028 CA, WP
						CT1028K3 CA, WP
						CT1028WP4 CA, WP
						AP9001
						VD1076 MTR-CODE: BMM
						MS18
						FOR ART-NO: VD1076
01/13-		CFJB	130	1968		6PK1070 ALT, (AC)
						6PK1070K1 ALT, (AC)
						6PK842 ELAST ALT, (-AC)
						6PK842 ELAST T1 ALT, (-AC)
						CT1139 CA
























































VW						
TOURAN (1T1, 1T2, 1T3)						
					 CT1139K2  CT1139WP6  MS46	CA CA, WP
	05/10-01/13	CFJA	125	1968	 6PK1070  6PK1070K1  6PK842 ELAST  CT1139  CT1139K2  AP9001  MS46	ALT, (AC) ALT, (AC) ALT, (-AC) CA CA
	05/10-	CFHC	103	1968	 6PK1070  6PK1070K1  6PK842 ELAST  6PK842 ELAST T1  CT1139  CT1139K2  CT1139WP6  AP9001  MS46	ALT, (AC) ALT, (AC) ALT, (-AC) ALT, (-AC) CA CA CA
2.0 TDI, 2.0 TDI 16V	02/03-05/10	AZV, BKD	100-103	1968	 6PK1050  6PK1050D2  6PK1050K2  6PK948  CT1051  CT1051K1  CT1051K2  CT1051WP1  CT1051WP2  AP9001  VD1076  MS18	MTR-CODE: AZV, BKD, ALT, (AC) MTR-CODE: AZV, BKD, ALT, (AC) MTR-CODE: AZV, BKD, ALT, (AC) MTR-CODE: AZV, BKD, ALT, (-AC) MTR-CODE: AZV, BKD, CA, WP CA, WP, MTR-CODE: AZV, BKD, ⇨CH-NO 1T-6-185 466 CA, WP, MTR-CODE: AZV, BKD, CH-NO 1T-6-185 467⇨ CA, WP, MTR-CODE: AZV, BKD, ⇨CH-NO 1T-6-185 466 CA, WP, MTR-CODE: AZV, BKD, CH-NO 1T-6-185 467⇨ MTR-CODE: AZV, BKD FOR ART-NO: VD1076
TRANSPORTER III						
1.7 D	08/85-07/92	KY	42	1715	 AVX10X600  AVX10X625  AVX10X635  AVX10X635  AVX10X650  AVX10X763  AVX10X838  AVX10X875  AVX10X900  AVX10X913  AVX13X1225  AVX13X1225  AVX13X1225  AVX13X1250  AVX13X1250  CT513  CT513K1	1.GEN, 1.HYPD, FOR ALT: 65A, ⇨CH-NO 24K033108 1.GEN, 1.HYPD, FOR ALT: 90A, ⇨CH-NO 24K033108 WP, 2.HYDP WP, 2.ALT, (AC) WP, 1.ALT, 1.HYPD PS WP, (PS), 2.HYDP 1.GEN, 1.HYPD, FOR ALT: 65A, CH-NO 24K033109⇨ WP, (PS), 1.ALT, 1.HYPD 1.GEN, 1.HYPD, FOR ALT: 90A, CH-NO 24K033109⇨ 2.HYDP 2.GEN 1.GEN, 2.HYPD 1.GEN, (AC) AC CA CA
TRANSPORTER IV (70XA, 70XB, 70XC, 7DB, 7DW, 70XD)						
1.9 D	09/90-12/95	1X	44	1896	 11,9X650Ld  AVX10X975  6PK1045  6PK1045K1  6PK923  CT867  CT867K1	PS ALT, ⇨CH-NO 70N200 000 ALT, FOR ALT: 120A, CH-NO 70P000 001⇨ ALT, FOR ALT: 120A, CH-NO 70P000 001⇨ ALT, NOT FOR ALT: 120A, CH-NO 70P000 001⇨ CA CA, ⇨MTR-NO 1X120 077




































































					ContiTech	
VW						
TRANSPORTER IV (70XA, 70XB, 70XC, 7DB, 7DW, 70XD)						
↔					 CT867K2	CA, MTR-NO 1 X120078↔
1.9 TD	10/92-04/03	ABL	50	1896	 AVX10X650	PS
					 AVX10X975	ALT, ↔CH-NO 70-N-200 000
					 6PK1045	ALT, CH-NO 70-P-000 001↔, (TENS DAMPER), FOR ALT: 120A
					 6PK1045K1	ALT, CH-NO 70-P-000 001↔, (TENS DAMPER), FOR ALT: 120A
					 6PK923	ALT, CH-NO 70-P-000 001↔, (TENS DAMPER)
					 CT867	CA
					 CT867K1	CA, MTR-CODE: ABL, ↔MTR-NO 029 319
					 CT867K2	CA, MTR-CODE: ABL, MTR-NO 029 320↔
					 VD1084	MTR-CODE: ABL, CH-NO 70-P-085 001↔
					 MS13	FOR ART-NO: VD1084
2.0	07/90-04/03	AAC	62	1968	 AVX10X650	PS
					 AVX10X960	1.GEN, ↔12/1995
					 6PK1070	1.GEN, FOR ALT: 120A, 01/1996↔
					 6PK1460	1.GEN, 2.HYPD, ↔12/1995
					 6PK1555	1.GEN, 2.GEN, ↔12/1995
					 6PK1590	1.GEN, AC, ↔12/1995
					 6PK1870	1.GEN, 2.GEN, 01/1996↔
					 6PK1900	1.GEN, AC, 01/1996↔
					 6PK923	1.GEN, 01/1996↔
					 CT630	CA
					 CT630K1	01/2003↔, MTR-CODE: AAC, CH-NO 70-03-000 001↔
					 CT630K1	CA, MTR-CODE: AAC, ↔01/2003
					 AP9004	
					 6PK1352	ALT, (AC)
					 6PK1715D1	ALT, PS, (PTO)
2.4 D	08/97-04/03	AJA	55	2370	 6PK1767	HYDP
					 6PK2077	ALT, 2.GEN
					 6PK2120	ALT, HYDP, CH-NO 70-XH126 001↔
					 6PK2130	ALT, HYDP, ↔CH-NO 70-XH126 000
					 6PK2236	ALT, (AC)
					 6PK2236D1	ALT, PS, AC
					 CT645	INJP
					 CT939	CA
					 CT939K2	CA
					 CT939WP2	CA
					 VD1002	MTR-CODE: AJA
					 MS05	FOR ART-NO: VD1002
					 MS42	FOR ART-NO: VD1002
	09/90-04/98	AAB	57	2370	 AVX10X1075	ALT, ↔07/1992
					 AVX10X1150	ALT, (PTO), ↔07/1992
					 AVX10X865	PS, ↔12/1994
					 AVX13X1050	2.HYPD, ↔12/1994
					 AVX13X1125	ALT, 08/1992↔, ↔12/1994
					 AVX13X1175	ALT, (PTO), 08/1992↔, ↔12/1994
					 AVX13X1275	2.GEN, ↔12/1994
					 AVX13X1325	AC, ↔12/1994, ↔CH-NO 70S071872
					 6PK1345	ALT, 01/1995↔, ↔01/1996
					 6PK1352	ALT, 01/1996↔
					 6PK1715	ALT, (PTO), 01/1995↔
					 6PK1715D1	MTR-NO AAB 424606↔, 01/1997↔, ALT, (PTO)
					 6PK2077	2.GEN, (PTO), 01/1996↔
					 6PK2120	2.HYPD, CH-NO 70-X-140 001↔
					 6PK2130	2.HYPD, ↔CH-NO 70-X-140 000
					 6PK2236	AC, 01/1995↔, CH-NO 70S071873↔
					 6PK2236D1	01/1995↔, CH-NO 70S071873↔, AC
					 CT645	INJP
					CT939	CA






					ContiTech	
---	---	---	---	---	-----------	---

VW						
TRANSPORTER IV (70XA, 70XB, 70XC, 7DB, 7DW, 70XD)						
2.4 D Syncro	10/92-09/98	AAB	57	2370	 CT939K1	CA, ⇨ MTR-NO 320 126
					 CT939K2	CA, MTR-NO 320 127⇨
					 CT939WP1	CA, ⇨ MTR-NO 320 126
					 CT939WP2	CA, MTR-NO 320 127⇨
					 AP9004	
					 VD1002	MTR-CODE: AAB, MTR-NO 320 127⇨
					 MS05	OE-NO 074105263B, FOR ART-NO: VD1002
					 MS42	FOR ART-NO: VD1002
					 AVX10X865	PS, ⇨ 12/1994
					 AVX13X1050	2.HYPD, ⇨ 12/1994
					 AVX13X1125	ALT, 08/1992⇨, ⇨ 12/1994
					 AVX13X1175	ALT, (PTO), 08/1992⇨, ⇨ 12/1994
					 AVX13X1275	2.GEN, ⇨ 12/1994
					 AVX13X1325	AC, ⇨ 12/1994, ⇨ CH-NO 70S071872
					 6PK1345	ALT, 01/1995⇨, ⇨ 01/1996
					 6PK1352	ALT, 01/1996⇨
					 6PK1715	ALT, (PTO), 01/1995⇨
					 6PK1715D1	MTR-NO AAB 424606⇨, 01/1997⇨, ALT, (PTO)
					 6PK2077	2.GEN, (PTO), 01/1996⇨
					 6PK2120	2.HYPD, CH-NO 70-X-140 001⇨
					 6PK2130	2.HYPD, ⇨ CH-NO 70-X-140 000
					 6PK2236	AC, 01/1995⇨, CH-NO 70S071873⇨
					 6PK2236D1	01/1995⇨, CH-NO 70S071873⇨, AC
					 CT645	INJP
					 CT939	CA
					 CT939K1	CA, ⇨ MTR-NO 320 126
					 CT939K2	CA, MTR-NO 320 127⇨
					 CT939WP1	CA, ⇨ MTR-NO 320 126
					 CT939WP2	CA, MTR-NO 320 127⇨
					 AP9004	
					 VD1002	MTR-CODE: AAB, MTR-NO 320 127⇨
					 MS05	OE-NO 074105263B, FOR ART-NO: VD1002
					 MS42	FOR ART-NO: VD1002
		AAF, ACU, AEU, AEN	81	2461	 AVX10X1075	ALT, ⇨ CH-NO 70-M-175 000
					 AVX10X1133	ALT, (PTO), ⇨ CH-NO 70-M-175 000
					 AVX10X865	PS, ⇨ CH-NO 70-M-175 000
					 AVX13X1050	HYDP, ⇨ CH-NO 70-M-175 000
					 AVX13X1275	ALT, 2.GEN, ⇨ CH-NO 70-M-175 000
					 AVX13X1325	AC, ⇨ CH-NO 70-M-175 000
					 6PK1345	ALT, (AC), CH-NO 70-S-071 872⇨, ⇨ CH-NO 70-T-200 000
					 6PK1352	ALT, (AC), CH-NO 70-T-200 001⇨
					 6PK1715	ALT, (AC), CH-NO 70-N-000 001⇨, ⇨ CH-NO 70-S-071 871
					 6PK1767	ALT, 2.HYPD, CH-NO 70-N-000 001⇨
					 6PK2000	ALT, 2.GEN, CH-NO 70-N-00 001⇨, ⇨ CH-NO 70-S-071 871
					 6PK2060	ALT, 2.GEN, CH-NO 70-S-071 872⇨, ⇨ CH-NO 70-T-200 000
					 6PK2077	ALT, 2.GEN, CH-NO 70-T-200 001⇨
					 6PK2130	ALT, (AC), CH-NO 70-N-000 001⇨, ⇨ CH-NO 70-S-071 872
					 6PK2225	ALT, (AC), (AUTOM), CH-NO 70-S-071 871⇨
					 6PK2236	ALT, (AC), (MANL), CH-NO 70-S-071 871⇨
					 CT755	CA, MTR-CODE: ACU, ⇨ MTR-NO 019 149
					 CT755	CA, MTR-CODE: AAF, 09/1991⇨, CH-NO 70-N-014 001⇨
					 CT939	CA, MTR-CODE: AAF, ⇨ 09/1991, ⇨ CH-NO 70-N-014 000
					 CT939	CA, MTR-CODE: ACU, MTR-NO 019 150⇨
					 CT939	CA, MTR-CODE: AEN, AEU


					ContiTech	
VW						
TRANSPORTER IV (70XA, 70XB, 70XC, 7DB, 7DW, 70XD)						
					 CT939K1	CA, MTR-CODE: AAF, ⇨CH-NO 70-N-014 000
					 CT939K4	CA, MTR-CODE: AEN
					 CT939K4	CA, MTR-CODE: ACU, MTR-NO 019 150⇨, ⇨MTR-NO 048 994
					 CT939K5	CA, MTR-CODE: AET, AEU, APL, AVT
					 CT939K5	CA, MTR-CODE: ACU, MTR-NO 048 995⇨
					 CT939WP1	CA, MTR-CODE: AAF, ⇨CH-NO 70-N-014 000
					 CT939WP4	CA, MTR-CODE: ACU, MTR-NO 019 150⇨, ⇨MTR-NO 048 994
					 CT939WP4	CA, MTR-CODE: AEN
					 CT939WP5	CA, MTR-CODE: AEU
					 CT939WP5	CA, MTR-CODE: ACU, MTR-NO 048 995⇨
2.5 Syncro	10/92-04/03	AAF, ACU, AEU, AEN	81	2461	 6PK1345	ALT, (AC), CH-NO 70-S-071 872⇨, ⇨CH-NO 70-T-200 000
					 6PK1352	ALT, (AC), CH-NO 70-T-200 001⇨
					 6PK1715	ALT, (AC), CH-NO 70-N-000 001⇨, ⇨CH-NO 70-S-071 871
					 6PK1767	ALT, 2.HYPD, CH-NO 70-N-000 001⇨
					 6PK2000	ALT, 2.GEN, CH-NO 70-N-00 001⇨, ⇨CH-NO 70-S-071 871
					 6PK2060	ALT, 2.GEN, CH-NO 70-S-071 872⇨, ⇨CH-NO 70-T-200 000
					 6PK2077	ALT, 2.GEN, CH-NO 70-T-200 001⇨
					 6PK2130	ALT, (AC), CH-NO 70-N-000 001⇨, ⇨CH-NO 70-S-071 872
					 6PK2225	ALT, (AC), (AUTOM), CH-NO 70-S-071 871⇨
					 6PK2236	ALT, (AC), (MANL), CH-NO 70-S-071 871⇨
					 CT755	CA, MTR-CODE: ACU, ⇨MTR-NO 019 149
					 CT755	CA, MTR-CODE: AAF, CH-NO 70-N-014 001⇨
					 CT939	CA, MTR-CODE: AEN, AEU
					 CT939	CA, MTR-CODE: ACU, MTR-NO 019 150⇨
					 CT939K4	CA, MTR-CODE: AEN
					 CT939K4	CA, MTR-CODE: ACU, MTR-NO 019 150⇨, ⇨MTR-NO 048 994
					 CT939K5	CA, MTR-CODE: ACU, MTR-NO 048 995⇨
					 CT939K5	CA, MTR-CODE: AET, AEU, APL, AVT
					 CT939WP4	CA, MTR-CODE: AEN
					 CT939WP4	CA, MTR-CODE: ACU, MTR-NO 019 150⇨, ⇨MTR-NO 048 994
					 CT939WP5	CA, MTR-CODE: ACU, MTR-NO 048 995⇨
					 CT939WP5	CA, MTR-CODE: AEU
2.5 TDI	05/98-04/03	AHY, AXG	111	2461	 6PK1693	ALT, (AC)
					 6PK2077	ALT, 2.GEN, (-AC)
					 6PK2120	ALT, (2.HYPD), CH-NO 70-XH132 970⇨, CH-NO 70-XX133 657⇨
					 6PK2130	ALT, (2.HYPD), ⇨CH-NO 70-XH132 969, 70-XX133 656
					 6PK2170	ALT, (AC)
					 CT914	INJP
					 CT914K1	INJP
					 CT939	CA
					 CT939K3	CA
					 CT939WP3	CA
					 VD1002	MTR-CODE: AHY, AXG
					 MS05	FOR ART-NO: VD1002
					 MS42	FOR ART-NO: VD1002
		AJT, AYY	65	2461	 6PK1750	ALT, (AC), CH-NO 70-X-126 001⇨
					 6PK1750D1	ALT, (-AC), CH-NO 70-X-126 001⇨
					 6PK1767	ALT, (-AC), ⇨CH-NO 70-X-126 000
					 6PK1767D1	ALT, (-AC), ⇨CH-NO 70-X-126 000
					 6PK2060	ALT, 2.GEN, OE-NO 074 903 137 BB
						

















































					ContiTech	
VW						
TRANSPORTER IV (70XA, 70XB, 70XC, 7DB, 7DW, 70XD)						
					 6PK2077  6PK2120  6PK2130  6PK2215  6PK2215  6PK2215D1  6PK2215D1  6PK2236  6PK2236D1  CT914  CT914K1  CT939  CT939K3  CT939WP3  AP9033  VD1002  MS05  MS42	ALT, 2.GEN, OE-NO 074 903 137 AS ALT, 2.HYPD, CH-NO 70-X-126 001⇨ ALT, 2.HYPD, ⇨CH-NO 70-X-126 000 ALT, (AC), MTR-CODE: AYY ALT, (AC), MTR-CODE: AJT, CH-NO 70-XH132 970⇨, CH-NO 70-XX133 657⇨ ALT, (AC), MTR-CODE: AJT, CH-NO 70-XH132 970⇨, CH-NO 70-XX133 657⇨ ALT, (AC), MTR-CODE: AYY ALT, (AC), ⇨CH-NO 70-XH132 969, 70-XX133 656, MTR-CODE: AJT ALT, (AC), ⇨CH-NO 70-XH132 969, 70-XX133 656, MTR-CODE: AJT INJP INJP CA CA CA CA MTR-CODE: AJT, AYY FOR ART-NO: VD1002 FOR ART-NO: VD1002
	09/95-04/03	ACV, AUF, AYC	75	2461	 6PK1750  6PK1750  6PK1750D1  6PK1750D1  6PK1767  6PK1767D1  6PK2060  6PK2077  6PK2120  6PK2130  6PK2215  6PK2215  6PK2215D1  6PK2215D1  6PK2236  6PK2236D1  CT914  CT914K1  CT939  CT939K2  CT939WP2  AP9033  VD1002  MS05  MS42	ALT, (-AC), MTR-CODE: ACV, AYC, CH-NO 70-XH-126 001⇨ ALT, (-AC), MTR-CODE: AUF, CH-NO 70-Y-000 002⇨ ALT, (-AC), MTR-CODE: AUF, CH-NO 70-Y-000 002⇨ MTR-CODE: ACV, AYC, ⇨CH-NO 70-XH126 001, ALT, (-AC) ALT, (-AC), ⇨CH-NO 70-XH-126 000, MTR-CODE: ACV, AYC ⇨CH-NO 70-XH-126 000, ALT, (-AC), MTR-CODE: ACV, AYC ALT, 2.GEN, OE-NO 074 903 137 BB ALT, 2.GEN, OE-NO 074 903 137 AS ALT, 2.HYPD, CH-NO 70-XH-126 001⇨ ALT, 2.HYPD, ⇨CH-NO 70-XH-126 000 ALT, (AC), MTR-CODE: AUF, CH-NO 70-Y-000 002⇨ ALT, (AC), CH-NO 70-XH-132 970⇨, CH-NO 70-XX-133 657⇨, MTR-CODE: ACV ALT, (AC), MTR-CODE: ACV, CH-NO 70-XH-132 970⇨, CH-NO 70-XH133 657⇨ ALT, (AC), MTR-CODE: AUF, CH-NO 70-Y-000 002⇨ ALT, (AC), ⇨CH-NO 70-XH-132 969, 70-XX-133 656, MTR-CODE: ACV MTR-CODE: ACV, ⇨CH-NO 70-XH-132 969, 70-XX-133 656, ALT, (AC) INJP INJP CA CA CA CA MTR-CODE: AYC, AUF, ACV FOR ART-NO: VD1002 FOR ART-NO: VD1002
2.5 TDI Syncro	09/95-04/03	ACV, AXL	75	2461	 6PK1693  6PK1750  6PK1750D1  6PK1767  6PK1767D1	ALT, (AC), MTR-CODE: AXL ALT, (-AC), MTR-CODE: ACV, CH-NO 70-X-140 001⇨ MTR-CODE: ACV, ALT, (-AC), CH-NO 70-X-140 001⇨ ALT, (-AC), MTR-CODE: ACV, ⇨CH-NO 70-X-140 000 MTR-CODE: ACV, ⇨CH-NO 70-X-140 000, ALT, (-AC)



































































					ContiTech						
VW											
TRANSPORTER IV (70XA, 70XB, 70XC, 7DB, 7DW, 70XD)											
						6PK2060	ALT, 2.GEN, OE-NO 074 903 137 BB				
						6PK2077	ALT, 2.GEN, OE-NO 074 903 137 AS				
						6PK2120	ALT, 2.HYPD, CH-NO 70-X-140 001⇒				
						6PK2130	ALT, 2.HYPD, ⇒CH-NO 70-X-140 000				
						6PK2215	ALT, (AC), MTR-CODE: AXL				
						6PK2215	ALT, (AC), MTR-CODE: ACV, CH-NO 70-X-140 001⇒				
						6PK2215D1	ALT, (AC), MTR-CODE: AXL				
						6PK2215D1	ALT, (AC), MTR-CODE: ACV, CH-NO 70-X-140 001⇒				
						6PK2236	ALT, (AC), MTR-CODE: ACV, ⇒CH-NO 70-X-140 000				
						6PK2236D1	MTR-CODE: ACV, ⇒CH-NO 70-X-140 000, ALT, (AC)				
						CT914	INJP				
						CT914K1	INJP				
						CT939	CA				
						CT939K2	CA				
						CT939WP2	CA				
2.5, 2.5 Syncro	07/96-04/03	AET, APL, AVT	85	2461		AP9033					
						VD1002	MTR-CODE: AYC, AUF, ACV				
						MS05	FOR ART-NO: VD1002				
						MS42	FOR ART-NO: VD1002				
						6PK1352	ALT, (AC)				
						6PK2077	ALT, 2.GEN				
						6PK2120	ALT, 2.HYPD, CH-NO 70-X-140 001⇒				
						6PK2130	ALT, 2.HYPD, ⇒CH-NO 70-X-140 000				
						6PK2215	ALT, (AC), (AUTOM), (Aufbau kurz)				
						6PK2225	ALT, (AC), (AUTOM), (Aufbau lang)				
						6PK2236	ALT, (AC), (MANL)				
						CT939	CA				
						CT939K5	CA, MTR-CODE: AET, AEU, APL, AVT				
						CT939WP5	CA, MTR-CODE: AET, AEU, APL, AVT				
					2.8 VR6	11/95-05/00	AES	103	2792		7DPK1400
	7PK1325	ALT, PS, (-AC)									
TRANSPORTER V (7_)											
1.9 TDI	04/03-11/09	AXB, AXC	63-77	1896		6DPK1195	ALT, PS, (AC), ⇒CH-NO 7H-6H079 890				
						6DPK1195	ALT, PS, (AC), ⇒CH-NO 7H-6X022 356				
						6DPK1195D1	ALT, PS, (AC), CH-NO 7H-5-075 001⇒, ⇒CH-NO 7H-6H079 890, 7H-6X022 356				
						6DPK1195K2	ALT, PS, (AC), ⇒CH-NO 7H-6X022 356				
						6DPK1195K2	ALT, PS, (AC), ⇒CH-NO 7H-6H079 890				
						6DPK1215	ALT, PS, (AC), CH-NO 7H-6X022 357⇒				
						6DPK1215	ALT, PS, (AC), CH-NO 7H-6H079 891⇒				
						6DPK1215D1	ALT, PS, (AC), CH-NO 7H-6X022 357⇒				
						6DPK1215D1	ALT, PS, (AC), CH-NO 7H-6H079 891⇒				
						6PK1120	ALT, PS, (-AC), ⇒CH-NO 7H-6H079 890				
						6PK1120	ALT, PS, (-AC), ⇒CH-NO 7H-6X022 356				
						6PK1138	ALT, PS, (-AC), CH-NO 7H-6H079 891⇒				
						6PK1138	ALT, PS, (-AC), CH-NO 7H-6X022 357⇒				
						CT1028	CA, WP				
						CT1028K3	CA, WP				
						CT1028WP3	CA, WP				
						AP9001					
						VD1076	MTR-CODE: AXB, AXC, CH-NO 7J-5-022 001⇒				
						VD1091	MTR-CODE: AXB, AXC, ⇒CH-NO 7J-5-022 000				
						MS17	FOR ART-NO: VD1091				
						MS18	FOR ART-NO: VD1076				
					01/06-11/09	BRR, BRS	62-75	1896		6DPK1215	ALT, PS, (AC)
										6DPK1215D1	ALT, PS, (AC)
										6PK1138	ALT, PS, (-AC)
		CT1028	CA, WP								
		CT1028K3	CA, WP								
		CT1028WP3	CA, WP								
		AP9001									
											









ContiTech



VW												
TRANSPORTER V (7_)												
	2.0 TDI, 2.0 TDI 4motion	09/09-	CAAA, CAAB, CAAC, CCHA	62-103	1968	 MS46						
						 6PK1080	MTR-CODE: CAAA, CAAB, CAAC, CAAE, CCHA, CCHB, CFCA, ALT, (-AC)					
						 6PK1555	MTR-CODE: CAAA, CAAB, CAAC, CAAE, CCHA, CCHB, CFCA, ALT, (AC)					
						 CT1139	MTR-CODE: CAAA, CAAB, CAAC, CAAE, CCHA, CCHB, CFCA, CA					
						 CT1139K2	MTR-CODE: CAAA, CAAB, CAAC, CAAE, CCHA, CCHB, CFCA, CA					
						 CT1139WP6	MTR-CODE: CAAA, CAAB, CAAC, CAAE, CCHA, CCHB, CFCA, CA, WP					
						 AP9022						
						 MS46						
						2.5 TDI, 2.5 TDI 4motion	04/03-11/09	AXD, BNZ, AXE, BPC	96-128	2461	 AP9030	ALT, AC
						3.2 V6	02/04-11/09	BDL	170	3189	 6DPK1320	ALT, PS, AC
 6PK1264	ALT, PS											
	BKK, CFLA	173	3189	 AP9001								
				 6DPK1320	ALT, (AC)							
					 6PK1264	ALT, (-AC)						
					 AP9001							
TRANSPORTER VI (SGA, SGH, SGB, SGG, SGJ, SFD, SFE, SFL, SFZ)												
	2.0 TDI, 2.0 TDI 4motion	04/15-	CAAA, CXGA, CAAB, CXGB, CAAC, CFCA, CXEB, CXFA, CXHA	62-150	1968	 AP9022						
UP												
	1.0, 1.0 EcoFuel	08/11-	CHYA, CHYB, CPGA	44-55	999	 6PK1000	ALT, (AC), (BlueMotion)					
						 6PK701 ELAST	ALT, (-AC), (-START-STOP)					
						 6PK701 ELAST T1	ALT, (-AC), (-START-STOP)					
						 6PK737	ALT, (-AC), (START-STOP)					
						 6PK989 ELAST	ALT, (AC)					
						 CT1167	CA					
						 CT1167K1	CA					
						 AP9012						
VENTO (1H2)												
	1.8	11/91-09/98	AAM	55	1781	 11,5X685Ld	PS					
						 11,5X755Ld	PS, (AC)					
						 2PJ800	2.FAN					
						 2PJ860	2.FAN					
						 6PK1033	ALT, (AUTOM-TP), CH-NO 1H-T-240 001⇨					
						 6PK1153	ALT, AC					
						 6PK1153K1	ALT, AC					
						 6PK894	ALT, (MANL-TP)					
						 6PK976	ALT, (AUTOM-TP), ⇨CH-NO 1H-T-240 000					
						 6PK976K3	ALT, (AUTOM-TP), ⇨CH-NO 1H-T-240 000					
						 CT637	CA, ⇨07/1994					
						 CT637K1	CA, ⇨07/1994					
						 CT848	CA, 08/1994⇨					
						 CT848K4	CA, 08/1994⇨					
			ABS, ADZ	66	1781	 11,5X685Ld	PS					
						 11,5X755Ld	PS, (AC)					
						 2PJ800	2.FAN					
						 2PJ860	2.FAN					
						 6PK1033	ALT, (AUTOM-TP), CH-NO 1H-T-240 001⇨					
						 6PK1153	ALT, AC					
						 6PK1153K1	ALT, AC					
						 6PK894	ALT, (MANL-TP)					
						 6PK976	ALT, (AUTOM-TP), ⇨CH-NO 1H-T-240 000					
						 CT848	CA					

					ContiTech								
VW													
VENTO (1H2)													
	1.9 TD	11/91-09/98	AAZ	55	1896	 CT848K4	CA						
						 11,5X730Ld	PS, (-AC)						
						 11,5X790Ld	PS, WP, (AC)						
						 2PJ800	2.FAN, OE-NO 1H0 119 137						
						 2PJ860	2.FAN, OE-NO 1H0 119 137 A						
						 6PK1045	ALT, (-AC), (TENS DAMPER)						
						 6PK1045K1	ALT, (-AC), (TENS DAMPER)						
						 6PK1145	ALT, (AC)						
						 6PK1145K1	ALT, (AC)						
						 6PK923	ALT, (-AC), (-TENS DAMPER)						
						 CT867	CA						
						 CT867K1	CA, MTR-CODE: AAZ, ⇄MTR-NO 552 765						
						 CT867K2	CA, MTR-CODE: AAZ, MTR-NO 552 766⇄						
						 AP9004							
						 VD1084							
						 MS13	FOR ART-NO: VD1084						
	1.9 TDI	09/93-09/98	1Z, AHU, ALE	66	1896	 11,5X730Ld	PS, (-AC)						
						 11,5X790Ld	PS, WP, (AC)						
						 2PJ800	2.FAN, OE-NO 1H0 119 137						
						 2PJ860	2.FAN, OE-NO 1H0 119 137 A						
						 6PK1045	ALT, (-AC)						
						 6PK1045K1	ALT, (-AC)						
						 6PK1145	ALT, (AC)						
						 6PK1145K1	ALT, (AC)						
						 CT867	CA						
						 CT867K3	CA, MTR-CODE: 1Z, ⇄MTR-NO 289 575						
						 CT867K4	CA, MTR-CODE: 1Z, MTR-NO 289 576⇄						
						 CT867K4	CA, MTR-CODE: ALE, AHU						
						 AP9004							
						 VD1084							
						 MS13	FOR ART-NO: VD1084						
								04/96-09/98	AFN	81	1896	 11,5X730Ld	PS, (-AC)
 11,5X790Ld	PS, WP, (AC)												
 2PJ800	2.FAN, OE-NO 1H0 119 137												
 2PJ860	2.FAN, OE-NO 1H0 119 137 A												
 6PK1045	ALT, (-AC)												
 6PK1045K1	ALT, (-AC)												
 6PK1145	ALT, (AC)												
 6PK1145K1	ALT, (AC)												
 CT867	CA												
 CT867K4	CA												
 AP9004													
 VD1084													
 MS13	FOR ART-NO: VD1084												
	2.0	11/91-09/98	2E, ADY, AGG, AKR	85	1984							 11,5X685Ld	PS
												 11,5X755Ld	PS, (AC)
												 2PJ800	2.FAN
						 2PJ860	2.FAN						
						 6PK1033	ALT, (AUTOM-TP), CH-NO 1H-T-240 001⇄						
						 6PK1153	ALT, AC						
						 6PK1153K1	ALT, AC						
						 6PK894	ALT, (MANL-TP)						
						 6PK976	ALT, (AUTOM-TP), ⇄CH-NO 1H-T-240 000						
						 6PK976K3	ALT, (AUTOM-TP), ⇄CH-NO 1H-T-240 000						
						 CT630	CA						
						 CT630K1	CA						
						WARTBURG							
						353							
						1.0	02/75-08/88	353,18	37	993	 AVX10X1150	WP	
											 AVX10X1250	WP, (INCL. OILP)	
													

					ContiTech	
---	---	---	---	---	-----------	---

WARTBURG						
353  1.3	09/88-05/91	4VO7,2/7,5GRF	43	1272	 AVX10X685	ALT
					 AVX10X700	ALT
					 CT633	CA
					 CT633WP1	CA
353 Tourist 1.0	02/75-01/89	353,18	37	993	 AVX10X1150	ALT

ZAZ						
TAVRIA (1102) 1.1	01/89-	MEMZ-245	37	1091	 AVX10X725	ALT
					 CT536	CA



Produktprogramm

Programa de productos

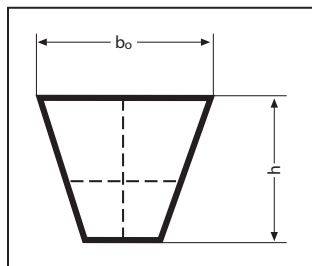
Product range

Gamma prodotti

Programme produit

Ассортимент

Keilriemen
V-Belt
Courroie trapézoïdale
Correa trapezoidal
Cinghia trapezoidale
Клиновой ремень



	≈b _o (mm)	≈h (mm)	La Δ (%)	DIN
AVX 10	10,0	8	- 1 + 0,5	7753 III
AVX 13	13,0	9	- 1 + 0,5	7753 III
AVP 13	13,0	9	- 1 + 0,5	7753 III
11,0	11,0	8	- 1 + 0,5	
11,2	11,2	8	- 1 + 0,5	
11,3	11,3	8	- 1 + 0,5	
11,5	11,5	8	- 1 + 0,5	
11,9	11,9	8	- 1 + 0,5	
SPB / XPB	16,3	13	- 1 + 1	7753 I



SPA / XPA L_w + 18 mm = AVX 13 L_a

XPA 1000 L_w = AVX 13 X 1018

Abmessung
Size
Dimension
Dimensión
Dimensione
Размер

Abmessung
Size
Dimension
Dimensión
Dimensione
Размер

Abmessung
Size
Dimension
Dimensión
Dimensione
Размер

Abmessung
Size
Dimension
Dimensión
Dimensione
Размер

Abmessung
Size
Dimension
Dimensión
Dimensione
Размер

Abmessung
Size
Dimension
Dimensión
Dimensione
Размер

8 (Li)

8X530Li
8X580Li

10 (Ld)

10X1820Ld

11,0 (Ld)

11,0X528Ld

11,2 (Ld)

11,2X820Ld
11,2X866Ld
11,2X875Ld

11,3 (Ld)

11,3X643Ld
11,3X912Ld

11,5 (Ld)

11,5X685Ld
11,5X695Ld
11,5X730Ld
11,5X745Ld
11,5X755Ld
11,5X790Ld

11,9 (Ld)

11,9X650Ld
11,9X670Ld
11,9X675Ld
11,9X690Ld
11,9X710Ld
11,9X758Ld

11,9X768Ld

11,9X772Ld

11,9X783Ld

11,9X793Ld

11,9X806Ld

11,9X835Ld

11,9X864Ld

11,9X868Ld

11,9X876Ld

11,9X885Ld

11,9X903Ld

11,9X925Ld

11,9X950Ld

11,9X965Ld

11,9X985Ld

11,9X995Ld

11,9X1000Ld

11,9X1013Ld

11,9X1025Ld

11,9X1036Ld

11,9X1042Ld

11,9X1150Ld

11,9X1171Ld

11,9X1175Ld

11,9X1183Ld

11,9X1214Ld

11,9X1288Ld

11,9X1350Ld

17 (Li)

17X686Li

17X838Li

17X889Li

17X950Li

17X965Li

17X1000Li

17X1017Li

17X1030Li

17X1040Li

17X1060Li

17X1150Li

17X1175Li

17X1180Li

17X1200Li

17X1215Li

17X1225Li

17X1250Li

17X1270Li

17X1300Li

17X1320Li

17X1335Li

17X1350Li

17X1360Li

17X1372Li

17X1400Li

17X1450Li

17X1470Li

17X1500Li

17X1525Li

17X1575Li

17X1600Li

17X1650Li

17X1775Li

17X1940Li

17X1950Li

17X1981Li

17X2000Li

17X2083Li

17X2200Li

17X2240Li

17X2400Li

17X2540Li

AVP13 (La)

AVP13X2150

AVP13X2175

AVP13X2225

AVP13X2250

AVP13X2300

AVP13X2325

AVP13X2350

AVP13X2375

AVP13X2400

AVP13X2425

AVP13X2450

AVP13X2500

AVP13X2550

AVP13X2575

AVP13X2625

AVP13X2650

Keilriemen
V-Belt
Courroie trapézoïdale
Correa trapezoidal
Cinghia trapezoidale
Клиновой ремень



Abmessung
Size
Dimension
Dimensión
Dimensione
Размер

Abmessung
Size
Dimension
Dimensión
Dimensione
Размер

Abmessung
Size
Dimension
Dimensión
Dimensione
Размер

Abmessung
Size
Dimension
Dimensión
Dimensione
Размер

Abmessung
Size
Dimension
Dimensión
Dimensione
Размер

Abmessung
Size
Dimension
Dimensión
Dimensione
Размер

AVX10 (La)

AVX10X505	AVX10X875
AVX10x540	AVX10X888
AVX10X550	AVX10X900
AVX10x580	AVX10X905
AVX10X593	AVX10X910
AVX10X600	AVX10X913
AVX10X610	AVX10X920
AVX10X613	AVX10X925
AVX10X617	AVX10X930
AVX10X625	AVX10X935
AVX10X630	AVX10X940
AVX10X635	AVX10X950
AVX10X643	AVX10X960
AVX10X650	AVX10X965
AVX10X660	AVX10X970
AVX10X666	AVX10X975
AVX10X675	AVX10X980
AVX10X680	AVX10X983
AVX10X685	AVX10X990
AVX10X690	AVX10X995
AVX10X695	AVX10X1000
AVX10X700	AVX10X1005
AVX10X710	AVX10X1013
AVX10X715	AVX10X1025
AVX10X725	AVX10X1035
AVX10X730	AVX10X1050
AVX10X735	AVX10X1060
AVX10X740	AVX10X1065
AVX10X750	AVX10X1070
AVX10X757	AVX10X1075
AVX10X763	AVX10X1080
AVX10X770	AVX10X1085
AVX10X775	AVX10X1090
AVX10X785	AVX10X1100
AVX10X788	AVX10X1110
AVX10X795	AVX10X1113
AVX10X800	AVX10X1125
AVX10X813	AVX10X1133
AVX10X818	AVX10X1140
AVX10X825	AVX10X1150
AVX10X838	AVX10X1155
AVX10X850	AVX10X1160
AVX10X858	AVX10X1165
AVX10X865	AVX10X1170

AVX10X1175
AVX10X1184
AVX10X1190
AVX10X1200
AVX10X1215
AVX10X1225
AVX10X1238
AVX10X1250
AVX10X1270
AVX10X1275
AVX10X1290
AVX10X1300
AVX10X1310
AVX10X1325
AVX10X1340
AVX10X1350
AVX10X1375
AVX10X1400
AVX10X1425
AVX10X1450
AVX10X1475
AVX10X1500
AVX10X1525
AVX10X1550
AVX10X1575
AVX10X1600
AVX10X1625
AVX10x1650
AVX10X1700
AVX10X1750
AVX10X1775
AVX10X1825

AVX13 (La)

AVX13X600	AVX13X938	AVX13X1385
AVX13X610	AVX13X947	AVX13X1400
AVX13X620	AVX13X950	AVX13X1410
AVX13X625	AVX13X955	AVX13X1425
AVX13X640	AVX13X960	AVX13X1443
AVX13X650	AVX13X968	AVX13X1450
AVX13X655	AVX13X975	AVX13X1460
AVX13X670	AVX13X985	AVX13X1475
AVX13X675	AVX13X990	AVX13X1485
AVX13X680	AVX13X1000	AVX13X1500
AVX13X685	AVX13X1015	AVX13X1518
AVX13X690	AVX13X1025	AVX13X1525
AVX13X700	AVX13X1030	AVX13X1535
AVX13X710	AVX13X1040	AVX13X1550
AVX13X715	AVX13X1050	AVX13X1575
AVX13X725	AVX13X1055	AVX13X1600
AVX13X750	AVX13X1060	AVX13X1625
AVX13X765	AVX13X1075	AVX13X1650
AVX13X775	AVX13X1085	AVX13X1675
AVX13X780	AVX13X1100	AVX13X1693
AVX13X785	AVX13X1118	AVX13X1700
AVX13X795	AVX13X1125	AVX13X1718
AVX13X800	AVX13X1138	AVX13X1725
AVX13X805	AVX13X1145	AVX13X1750
AVX13X810	AVX13X1150	AVX13X1775
AVX13X818	AVX13X1155	AVX13X1800
AVX13X825	AVX13X1160	AVX13X1825
AVX13X830	AVX13X1165	AVX13X1850
AVX13X835	AVX13X1175	AVX13X1863
AVX13X840	AVX13X1184	AVX13X1875
AVX13X850	AVX13X1188	AVX13X1900
AVX13X855	AVX13X1200	AVX13X1925
AVX13X860	AVX13X1225	AVX13X1950
AVX13X865	AVX13X1235	AVX13X1975
AVX13X868	AVX13X1250	AVX13X2000
AVX13X875	AVX13X1260	AVX13X2018
AVX13X885	AVX13X1275	AVX13X2025
AVX13X890	AVX13X1285	AVX13X2050
AVX13X900	AVX13X1290	AVX13X2075
AVX13X910	AVX13X1300	AVX13X2100
AVX13X915	AVX13X1325	AVX13X2125
AVX13X920	AVX13X1338	AVX13X2200
AVX13X925	AVX13X1350	
AVX13X930	AVX13X1375	

Keilriemen
V-Belt
Courroie trapézoïdale
Correa trapezoidal
Cinghia trapezoidale
Клиновой ремень



Abmessung
Size
Dimension
Dimensión
Dimensione
Размер

Abmessung
Size
Dimension
Dimensión
Dimensione
Размер

Abmessung
Size
Dimension
Dimensión
Dimensione
Размер

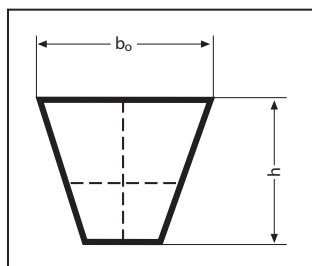

Abmessung
Size
Dimension
Dimensión
Dimensione
Размер

Abmessung
Size
Dimension
Dimensión
Dimensione
Размер

Abmessung
Size
Dimension
Dimensión
Dimensione
Размер

AVX17 (La)	SPA (Ld)	SPB (Ld)	SPZ (Ld)	XPA (Ld)	XPB (Ld)
AVX17X850	SPA882	SPB1250	SPZ562	XPA910	XPB1250
AVX17X900	SPA1382	SPB1320	SPZ812	XPA982	XPB1260
AVX17X920	SPA1482	SPB1400	SPZ850	XPA1250	XPB1320
AVX17X950	SPA1532	SPB1500	SPZ875	XPA1900	XPB1400
AVX17X980	SPA2000	SPB2000	SPZ1147		XPB1450
AVX17X1000	SPA2120	SPB2180	SPZ1180		XPB1455
AVX17X1017	SPA2132	SPB2240	SPZ1250		XPB1500
AVX17X1025	SPA2300	SPB2310	SPZ1737		XPB1650
AVX17X1030	SPA2332	SPB2360			XPB1700
AVX17X1040	SPA2632				XPB1750
AVX17X1055	SPA2650				XPB1900
AVX17X1060	SPA2782				XPB1950
AVX17X1070	SPA2832				XPB2000
AVX17X1080	SPA2847				XPB2020
AVX17X1090	SPA2882				XPB2040
AVX17X1100	SPA2932				XPB2075
AVX17X1115	SPA3182				XPB2100
AVX17X1145					XPB2120
AVX17X1165					XPB2150
AVX17X1195					XPB2200
AVX17X1225					XPB2240
AVX17X1250					XPB2310
AVX17X1300					XPB2325
AVX17X1325					XPB2375
AVX17X1385					XPB2400
AVX17X1400					XPB2410
AVX17X1450					XPB2500
AVX17X1500					XPB2530

Keilriemensatz
V-Belt set
Jeux de courroies trapézoïdales
Kits de correas trapeciales
Set di cinghie trapezoidali
Наборы клиновых ремней



	$\approx b_o$ (mm)	$\approx h$ (mm)	La (%)	DIN / ISO
AVX 10	10,0	8	0,15	7753 III / 2790
AVX 13	13,0	9	0,15	7753 III / 2790
AVP 13	13,0	9	0,15	7753 III / 2790



AVX 10 X 975 SA2 = 2 x AVX 10 X 975
AVX 10 X 975 SA3 = 3 x AVX 10 X 975

Satzgerechte Kfz-Keilriemen

garantieren bei mehrrolligen Antrieben:

- eine gleichmäßige Lastverteilung
- eine hohe Leistungsfähigkeit
- eine hohe Wirtschaftlichkeit

Keilriemen AVX 13 sind im Längenbereich 1000 mm bis 2100 mm in 25 mm Schritten (1000, 1025, 1050...) mit Satznummern (44 bis 53) gekennzeichnet.

Wichtig! Keilriemen die im Satz laufen sollen, müssen die gleiche Satznummer aufweisen.

Fanbelts in matching lengths

guarantee for multi-groove drive units

- even load distribution
- high performance
- high economy

AVX 13 fan belts are manufactured in lengths from 1000 mm to 2100 mm in steps of 25 mm (i.e. 1000, 1025, 1050 mm etc.) and are marked with set numbers (44 to 53).

Important! Fan belts that are intended for use in a set must all have the same set number.

Les courroies trapézoïdales

compatibles en jeux garantissent, pour les transmission à poulies multigorges:

- une répartition uniforme des contraintes
- des performances élevées
- une grande rentabilité

Les courroies trapézoïdales AVX 13 comportent dans la plage de longueurs de 1.000 mm à 2.100 mm des numéros de jeux (44 à 53) par tranche de 25 mm (1000, 1025, 1050...).

Important! Les courroies trapézoïdales devant fonctionner en jeux doivent présenter le même numéro de jeu.

Correas para automoción aptas para trabajar en juegos

garantizan para transmisiones de poleas múltiples:

- repartición uniforme de las cargas
- alto rendimiento
- gran rentabilidad

Las correas AVX 13 en las longitudes de 1000 mm hasta 2100 mm están marcadas en pasos de 25 mm (1000, 1025, 1050) con números de juego (44 a 53).

¡Importante! Las correas que funcionen juntas deben llevar el mismo número de juego.

Cinghie trapezoidali a gruppi per autovetture

consentono nelle trasmissioni multiple:

- una distribuzione omogenea del carico
- elevato rendimento
- alta economicità

Le cinghie trapezoidali AVX 13 sono disponibili nel campo di lunghezza compreso tra 1000 e 2100 mm a passi di 25 mm (1000, 1025, 1050) e contrassegnate con i numeri di serie (da 44 a 53).

Importante! Le cinghie previste per il funzionamento in serie devono avere lo stesso numero di serie.

Комплектные поликлиновые ремни в ручейковых приводах

гарантируют:


- равномерное распределение нагрузки
- большую мощность
- высокую экономичность

Клиновые ремни AVX 13 имеют шаговую разметку в 25 мм на отрезке от 1000 мм до 2100 мм (1000, 1025, 1050...). Маркировка: с 44 до 53.

Внимание! Клиновые ремни работающие комплектно, должны иметь те же номера маркировки.

**ORIGINAL GEMESSENER SATZ
FACTORY MEASURED SET
JEU APPAIRÉ D'ORIGINE
JUEGO MEDIDO EN FÁBRICA
SERIE MISURATA IN FABBRICA
ОРИГИНАЛЬНЫЙ ЗАМЕР КОМПЛЕКТА**

Keilriemensatz
V-Belt set
Jeux de courroies trapézoïdales
Kits de correas trapeziales
Set di cinghie trapezoidali
Наборы клиновых ремней



Abmessung
Size
Dimension
Dimensión
Dimensione
Размер

Abmessung
Size
Dimension
Dimensión
Dimensione
Размер

Abmessung
Size
Dimension
Dimensión
Dimensione
Размер

Abmessung
Size
Dimension
Dimensión
Dimensione
Размер

2x 12,7 (La)

2X12,7X1057La

2x AVP13 (La)

2XAVP13X2250

2XAVP13X2450

2x AVX10 (La)

2XAVX10X675

2XAVX10X700

2XAVX10X875

2XAVX10X920

2XAVX10X925

2XAVX10X960

2XAVX10X975

2XAVX10X1000

2XAVX10X1050

2XAVX10X1075

2XAVX10X1100

2XAVX10X1125

2XAVX10X1275

2XAVX10X1375

2XAVX10X1400

2XAVX10X1500

2XAVX10X1550

2XAVX10X1650

2XAVX10X1725

2x AVX13 (La)

2XAVX13X950

2XAVX13X1000

2XAVX13X1025

2XAVX13X1050

2XAVX13X1075

2XAVX13X1100

2XAVX13X1125

2XAVX13X1150

2XAVX13X1175

2XAVX13X1200

2XAVX13X1225

2XAVX13X1250

2XAVX13X1275

2XAVX13X1300

2XAVX13X1325

2XAVX13X1350

2XAVX13X1375

2XAVX13X1425

2XAVX13X1450

2XAVX13X1475

2XAVX13X1500

2XAVX13X1725

2XAVX13X1750

2XAVX13X1775

2XAVX13X2018

3x AVX10 (La)

3XAVX10X1650

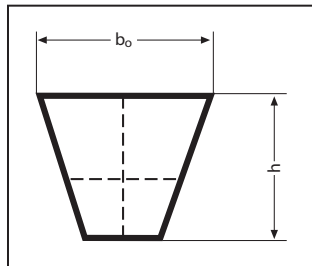
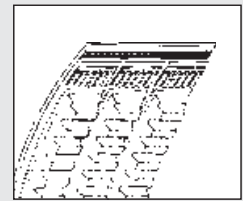
3XAVX10X1750

3XAVX10X1775

3x AVX13 (La)

3XAVX13X1750

Verbundkeilriemen
Composite V-Belt
Courroie trapézoïdale jumelée
Correa trapezoidal múltiple
Cinghia trapezoidale multipla
Многоручьевой клиновой ремень



	$\approx b_0$ (mm)	$\approx h$ (mm)	(mm)
AVX 10	10,0	8	$L_a = L_d + 13$
AVX 13	13,0	9	$L_a = L_d + 18$
12,5	13,0	9	$L_d = L_a - 18$
SPB / XPB	16,3	13	$L_d = L_a - 22$



$$12,5 L_a = AVX 13$$

Abmessung
Size
Dimension
Dimensión
Dimensione
Размер

Abmessung
Size
Dimension
Dimensión
Dimensione
Размер

Abmessung
Size
Dimension
Dimensión
Dimensione
Размер

Abmessung
Size
Dimension
Dimensión
Dimensione
Размер

2/AVX10 (La)

2/AVX10X1150

2/AVX13 (La)

2/AVX13X1025

2/AVX13X1125

2/AVX13X1150

2/AVX13X1375

2/AVX13X1450

2/AVX13X1475

2/AVX13X1500

2/AVX13X1575

2/AVX13X1625

2/AVX13X1925

2/AVX13X1950

2/AVX13X1985

2/AVX13X2025

2/AVX13X2225

2/AVX13X2425

2/SPB (Ld)

2/SPB2000

2/SPB2100

2/SPB2240

2/SPB2280

2/SPB2360

2/XPB (Ld)

2/XPB1230

2/XPB1650

2/XPB1800

2/XPB2000

2/XPB2050

2/XPB2100

3/AVX13 (La)

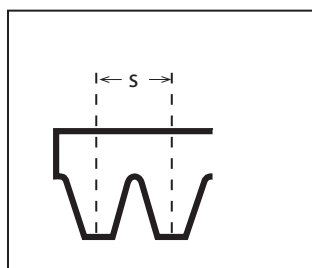
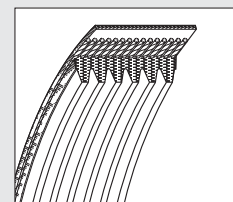
3/AVX13X2360

3/SPB (Ld)

3/SPB2260

3/SPB2350

Keilrippenriemen
Multi V-Belt
Courroie striée
Correa acanalada
Cinghia Poly-V
Поликлиновой ремень



	$\approx s$ (mm)	$\approx h$ (mm)	DIN / ISO
PJ	2,34	4	9982
PK	3,56	5	9982



$$L = L_b = L_e \neq L_a$$

Abmessung
Size
Dimension
Dimensión
Dimensione
Размер

Abmessung
Size
Dimension
Dimensión
Dimensione
Размер

Abmessung
Size
Dimension
Dimensión
Dimensione
Размер

Abmessung
Size
Dimension
Dimensión
Dimensione
Размер

Abmessung
Size
Dimension
Dimensión
Dimensione
Размер

Abmessung
Size
Dimension
Dimensión
Dimensione
Размер

2PJ

2PJ800
2PJ838
2PJ860
2PJ905
3PJ891

3PK

3PK538
3PK560
3PK590
3PK600
3PK630
3PK648
3PK670
3PK675
3PK683
3PK690
3PK698
3PK703
3PK715
3PK719
3PK735
3PK740
3PK750
3PK760
3PK765
3PK775
3PK785
3PK800
3PK815
3PK820

3PK830
3PK835
3PK850
3PK860
3PK866
3PK875
3PK890
3PK905
3PK915
3PK935
3PK945
3PK960
3PK975
3PK995
3PK1000
3PK1015
3PK1025
3PK1038
3PK1080
3PK1120
3PK1220

4PK

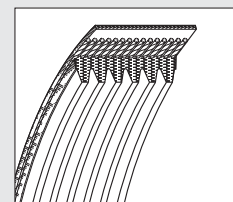
4PK545
4PK560
4PK582
4PK595
4PK605
4PK611
4PK635
4PK648
4PK654
4PK665
4PK673
4PK685
4PK698
4PK706
4PK715
4PK725
4PK735
4PK745
4PK750
4PK755
4PK760
4PK765
4PK770
4PK775
4PK780
4PK785
4PK790
4PK795
4PK800
4PK805
4PK810
4PK815

4PK825
4PK830
4PK836
4PK841
4PK845
4PK850
4PK855
4PK860
4PK863
4PK866
4PK870
4PK875
4PK885
4PK890
4PK895
4PK900
4PK905
4PK910
4PK915
4PK920
4PK925
4PK938
4PK945
4PK950
4PK954
4PK962
4PK970
4PK975

4PK985
4PK990
4PK995
4PK1000
4PK1006
4PK1010
4PK1015
4PK1020
4PK1028
4PK1038
4PK1045
4PK1054
4PK1062
4PK1070
4PK1075
4PK1080
4PK1090
4PK1100
4PK1110
4PK1125
4PK1165
4PK1170
4PK1180
4PK1190
4PK1217
4PK1230
4PK1237
4PK1245
4PK1260
4PK1267
4PK1272
4PK1290

4PK1295
4PK1310
4PK1325
4PK1360
4PK1390
4PK1413
4PK1440
4PK1470
4PK1485
4PK1511
4PK1520
4PK1538
4PK1560
4PK1580
4PK1590
4PK1645
4PK1708
4PK1720
4PK1767
4PK1775

Keilrippenriemen
Multi V-Belt
Courroie striée
Correa acanalada
Cinghia Poly-V
Поликлиновой ремень



Abmessung
Size
Dimension
Dimensión
Dimensione
Размер

Abmessung
Size
Dimension
Dimensión
Dimensione
Размер

Abmessung
Size
Dimension
Dimensión
Dimensione
Размер

Abmessung
Size
Dimension
Dimensión
Dimensione
Размер

Abmessung
Size
Dimension
Dimensión
Dimensione
Размер

Abmessung
Size
Dimension
Dimensión
Dimensione
Размер

5PK

5PK491	5PK1000	5PK1295
5PK585	5PK1005	5PK1300
5PK638	5PK1010	5PK1310
5PK655	5PK1015	5PK1325
5PK675	5PK1020	5PK1330
5PK690	5PK1025	5PK1334
5PK698	5PK1030	5PK1345
5PK710	5PK1035	5PK1355
5PK715	5PK1040	5PK1370
5PK725	5PK1045	5PK1378
5PK736	5PK1054	5PK1387
5PK768	5PK1060	5PK1393
5PK775	5PK1070	5PK1397
5PK785	5PK1080	5PK1413
5PK790	5PK1090	5PK1432
5PK800	5PK1094	5PK1450
5PK805	5PK1100	5PK1500
5PK813	5PK1105	5PK1515
5PK820	5PK1110	5PK1530
5PK825	5PK1120	5PK1538
5PK830	5PK1121 EXTRA	5PK1546
5PK836	5PK1125	5PK1570
5PK847	5PK1130	5PK1585
5PK860	5PK1135	5PK1592
5PK865	5PK1140	5PK1610
5PK869	5PK1145	5PK1640
5PK875	5PK1150	5PK1646
5PK880	5PK1155	5PK1680
5PK884	5PK1165	5PK1697
5PK890	5PK1173	5PK1715
5PK900	5PK1180	5PK1720
5PK906	5PK1190	5PK1745
5PK915	5PK1200	5PK1750
5PK920	5PK1207	5PK1765
5PK925	5PK1212	5PK1788
5PK930	5PK1219	5PK1800
5PK934	5PK1225	5PK1815
5PK940	5PK1230	5PK1840
5PK950	5PK1240	5PK1850
5PK955	5PK1250	5PK1855
5PK962	5PK1255	5PK1885
5PK970	5PK1260	5PK2020
5PK975	5PK1265	5PK2030
5PK980	5PK1270	5PK2060
5PK985	5PK1285	
5PK990	5PK1290	

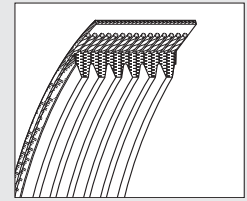
6DPK

6DPK1100	6PK935	6PK1205
6DPK1188	6PK948	6PK1210
6DPK1195	6PK955	6PK1217
6DPK1215	6PK962	6PK1225
6DPK1225	6PK970	6PK1230
6DPK1237	6PK976	6PK1240
6DPK1320	6PK986	6PK1244
6DPK1352	6PK995	6PK1250
6DPK1697	6PK1000	6PK1256
6DPK1817	6PK1005	6PK1264
6DPK1825	6PK1010	6PK1270
6DPK1841	6PK1015	6PK1275
6DPK1853	6PK1020	6PK1285
6DPK2215	6PK1020 EXTRA	6PK1293

6PK

6PK675	6PK1026	6PK1306
6PK698	6PK1033	6PK1310
6PK720	6PK1038	6PK1318
6PK730	6PK1045	6PK1325
6PK737	6PK1050	6PK1330
6PK745	6PK1054	6PK1345
6PK751	6PK1060	6PK1352
6PK759	6PK1065	6PK1360
6PK780	6PK1070	6PK1370
6PK800	6PK1073 EXTRA	6PK1374
6PK815	6PK1075	6PK1380
6PK820	6PK1080	6PK1388
6PK825	6PK1084	6PK1390
6PK836	6PK1090	6PK1400
6PK844	6PK1095	6PK1413
6PK850	6PK1100	6PK1420
6PK858	6PK1105	6PK1432
6PK862	6PK1110	6PK1440
6PK869	6PK1115	6PK1448
6PK875	6PK1120	6PK1453
6PK880	6PK1125	6PK1460
6PK884	6PK1130	6PK1468
6PK890	6PK1138	6PK1480
6PK894	6PK1145	6PK1486
6PK900	6PK1153	6PK1495
6PK905 EXTRA	6PK1165	6PK1502 EXTRA
6PK906	6PK1173	6PK1510
6PK915	6PK1180	6PK1515
6PK923	6PK1185	6PK1520
6PK925 EXTRA	6PK1190	6PK1526
	6PK1195	6PK1530
	6PK1200	6PK1538

Keilrippenriemen
Multi V-Belt
Courroie striée
Correa acanalada
Cinghia Poly-V
Поликлиновой ремень



Abmessung
Size
Dimension
Dimensión
Dimensione
Размер

Abmessung
Size
Dimension
Dimensión
Dimensione
Размер

Abmessung
Size
Dimension
Dimensión
Dimensione
Размер

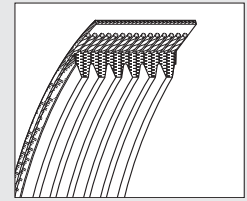
Abmessung
Size
Dimension
Dimensión
Dimensione
Размер

Abmessung
Size
Dimension
Dimensión
Dimensione
Размер

Abmessung
Size
Dimension
Dimensión
Dimensione
Размер

				7PK	
6PK1548	6PK1815	6PK2065	6PK2345	7PK880	7PK1642
6PK1555	6PK1820	6PK2077	6PK2360	7PK920	7PK1647
6PK1560	6PK1830	6PK2080	6PK2370	7PK935	7PK1666
6PK1564	6PK1836	6PK2090	6PK2380	7PK1035	7PK1675
6PK1570	6PK1840	6PK2094	6PK2390	7PK1040	7PK1687
6PK1580	6PK1845	6PK2100	6PK2404	7PK1076	7PK1705
6PK1590	6PK1847 EXTRA	6PK2115	6PK2415	7PK1080	7PK1715
6PK1600	6PK1850	6PK2120	6PK2433	7PK1093	7PK1730
6PK1605	6PK1856	6PK2125	6PK2445	7PK1104	7PK1741
6PK1613	6PK1863	6PK2130	6PK2460	7PK1113	7PK1749
6PK1623	6PK1870	6PK2135	6PK2465	7PK1125	7PK1760
6PK1635	6PK1873	6PK2140	6PK2475	7PK1145	7PK1770
6PK1642	6PK1880	6PK2145	6PK2490	7PK1153	7PK1785
6PK1653	6PK1885	6PK2150	6PK2498	7PK1165	7PK1795
6PK1660	6PK1893	6PK2155	6PK2510	7PK1175	7PK1801
6PK1670	6PK1900	6PK2160	6PK2523	7PK1220	7PK1815
6PK1675	6PK1905	6PK2170	6PK2528	7PK1240	7PK1834
6PK1680	6PK1910	6PK2175	6PK2535	7PK1260	7PK1845
6PK1685	6PK1915	6PK2190	6PK2550	7PK1272	7PK1855
6PK1693	6PK1920	6PK2196	6PK2563	7PK1290	7PK1867
6PK1698	6PK1930	6PK2205	6PK2581	7PK1325	7PK1910
6PK1705	6PK1940	6PK2215	6PK2585	7PK1350	7PK1915
6PK1710	6PK1950	6PK2225	6PK2615	7PK1370	7PK1920
6PK1715	6PK1955	6PK2230	6PK2625	7PK1388	7PK1933
6PK1720	6PK1965	6PK2236	6PK2650	7PK1400	7PK1950
6PK1725	6PK1973	6PK2241	6PK2680	7PK1440	7PK1970
6PK1733	6PK1980	6PK2245	6PK2870	7PK1453	7PK1980
6PK1740	6PK1986 EXTRA	6PK2250		7PK1473	7PK1988
6PK1743	6PK1990	6PK2257	7DPK	7PK1516	7PK2000
6PK1750	6PK2000	6PK2260	7DPK1360	7PK1538	7PK2005
6PK1755	6PK2013	6PK2264	7DPK1400	7PK1549	7PK2035
6PK1760	6PK2020	6PK2271	7DPK1697	7PK1570	7PK2045
6PK1767	6PK2030	6PK2277	7DPK1884	7PK1580	7PK2054
6PK1775	6PK2035	6PK2280	7DPK2074	7PK1593	7PK2061
6PK1780	6PK2040	6PK2285	7DPK2569	7PK1605	7PK2120
6PK1795	6PK2050	6PK2310	7DPK2880	7PK1623	7PK2255
6PK1800	6PK2055	6PK2315	7DPK2950	7PK1629	7PK2265
6PK1805	6PK2060	6PK2330		7PK1635	7PK2271

Keilrippenriemen
Multi V-Belt
Courroie striée
Correa acanalada
Cinghia Poly-V
Поликлиновой ремень



Abmessung
Size
Dimension
Dimensión
Dimensione
Размер

Abmessung
Size
Dimension
Dimensión
Dimensione
Размер

Abmessung
Size
Dimension
Dimensión
Dimensione
Размер

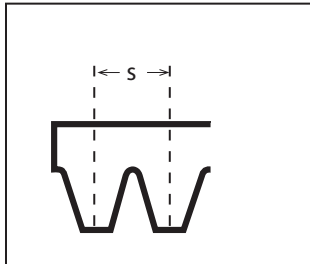
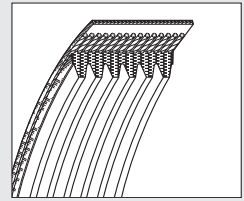
Abmessung
Size
Dimension
Dimensión
Dimensione
Размер

Abmessung
Size
Dimension
Dimensión
Dimensione
Размер

Abmessung
Size
Dimension
Dimensión
Dimensione
Размер

			9PK	10PK	11PK
7PK2276	8PK1175	8PK1755	9PK1200	10PK1005	11PK1515
7PK2283	8PK1183	8PK1786	9PK1290	10PK1070	11PK1530
7PK2315	8PK1215	8PK1795	9PK1330	10PK1075	11PK1890
7PK2337	8PK1220	8PK1815	9PK1700	10PK1108	11PK2020
7PK2345	8PK1226	8PK1825	9PK1725	10PK1136	11PK2040
7PK2365	8PK1230	8PK1840	9PK1780	10PK1145	11PK2055
7PK2370	8PK1247	8PK1890	9PK1825	10PK1213	11PK2835
7PK2418	8PK1255	8PK1910	9PK1881	10PK1350	11PK2871
7PK2535	8PK1275	8PK1920	9PK1890	10PK1360	
7PK2630	8PK1325	8PK1940	9PK1910	10PK1400	12PK
7PK2682	8PK1365	8PK1955	9PK1920	10PK1447	12PK1165
7PK2710	8PK1371	8PK1980	9PK1930	10PK1460	12PK1507
7PK2842	8PK1376	8PK1988	9PK2010	10PK1505	12PK1515
7PK2875	8PK1390	8PK2000	9PK2030	10PK1538	12PK1605
7PK2958	8PK1395	8PK2020	9PK2060	10PK1570	12PK1815
7PK2967	8PK1400	8PK2035	9PK2080	10PK1620	12PK1830
7PK3120	8PK1412	8PK2050	9PK2100	10PK1626	12PK1835
	8PK1420	8PK2063	9PK2125	10PK1670	12PK1870
8DPK	8PK1427	8PK2080	9PK2140	10PK1675	12PK1962
8DPK1827	8PK1435	8PK2092	9PK2200	10PK1688	12PK2490
8DPK1833	8PK1448	8PK2100	9PK2260	10PK1698	
	8PK1450	8PK2120	9PK2290	10PK1725	15PK
	8PK1460	8PK2130	9PK2295	10PK1768	15PK938
8PK	8PK1475	8PK2140	9PK2325	10PK1815	
8PK800	8PK1478	8PK2145	9PK2580	10PK1845	
8PK880	8PK1480	8PK2155	9PK2618	10PK1850	
8PK900	8PK1500	8PK2163	9PK2642	10PK1863	
8PK915	8PK1509	8PK2188	9PK2835	10PK2240	
8PK955	8PK1515	8PK2215	9PK2871	10PK2700	
8PK980	8PK1538	8PK2275	9PK4100		
8PK1005	8PK1545	8PK2290	9PK4145		
8PK1015	8PK1550	8PK2337			
8PK1020	8PK1560	8PK2380			
8PK1025	8PK1570	8PK2440			
8PK1035	8PK1580	8PK2460			
8PK1055	8PK1600	8PK2465			
8PK1075	8PK1610	8PK2497			
8PK1095	8PK1625	8PK2523			
8PK1100	8PK1635	8PK2550			
8PK1115	8PK1660	8PK2585			
8PK1150	8PK1688	8PK2604			
8PK1158	8PK1715				

Keilrippenriemen Elast
Multi V-Belt Elast
Courroie striée Elast
Correa acanalada Elast
Cinghia Poly-V Elast
Поликлиновой ремень Elast



	$\approx s$ (mm)	$\approx h$ (mm)	DIN / ISO
PJ	2,34	4	9982
PK	3,56	5	9982



L = Lb = Le ≠ La

Abmessung
Size
Dimension
Dimensión
Dimensione
Размер

Abmessung
Size
Dimension
Dimensión
Dimensione
Размер

Abmessung
Size
Dimension
Dimensión
Dimensione
Размер

Abmessung
Size
Dimension
Dimensión
Dimensione
Размер

3PK ELAST

3PK628 ELAST
3PK806 ELAST
3PK863 ELAST
3PK885 ELAST
3PK977 ELAST

4PK ELAST

4PK592 ELAST
4PK611 ELAST
4PK643 ELAST
4PK711 ELAST
4PK753 ELAST
4PK811 ELAST
4PK819 ELAST
4PK826 ELAST
4PK830 ELAST
4PK844 ELAST
4PK850 ELAST
4PK860 ELAST
4PK867 ELAST
4PK874 ELAST
4PK885 ELAST
4PK896 ELAST
4PK903 ELAST
4PK906 ELAST
4PK916 ELAST
4PK917 ELAST
4PK922 ELAST
4PK924 ELAST
4PK970 ELAST
4PK1022 ELAST
4PK1041 ELAST
4PK1102 ELAST


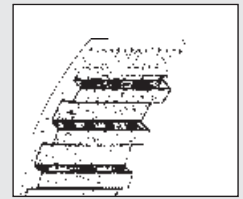
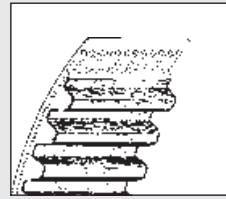
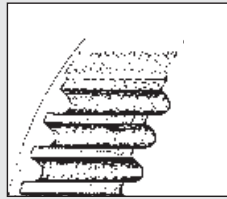
5PK ELAST

5PK595 ELAST
5PK628 ELAST
5PK690 ELAST
5PK694 ELAST
5PK705 ELAST
5PK711 ELAST
5PK716 ELAST
5PK868 ELAST
5PK898 ELAST
5PK926 ELAST
5PK1236 ELAST

6PK ELAST


6PK684 ELAST
6PK691 ELAST
6PK701 ELAST
6PK780 ELAST
6PK794 ELAST
6PK799 ELAST
6PK831 ELAST
6PK842 ELAST
6PK848 ELAST
6PK852 ELAST
6PK873 ELAST
6PK989 ELAST
6PK1019 ELAST
6PK1023 ELAST
6PK1029 ELAST
6PK1033 ELAST
6PK1042 ELAST
6PK1059 ELAST
6PK1090 ELAST
6PK1240 ELAST
6PK1249 ELAST

Zahnriemen
Timing Belt
Courroie de distribution
Correa de distribución
Cinghia sincrona
Зубчатый ремень ГРМ



LA		
LAR		
LAN		
LAH		
LAHR		
LAHN		
HTD		
HTDN		
HTDH		
HTDA		
HTDK		
STD		
STDN		
CHDN		
CPPN		
CPI		
CPPN		


Zahnriemen
Timing Belt
Courroie de distribution
Correa de distribución
Cinghia sincrona
Зубчатый ремень ГРМ



CT-Nr				
CT1000	153	HTDA	9,525	29
CT1001	112	HTDA	9,525	24
CT1004	54	HTD	9,525	17
CT1005	79	HTDA	9,525	19
CT1006	125	HTDA	9,525	26
CT1007	134	HTDA	9,525	27
CT1008	109	HTDA	8	25
CT1010	132	HTDA	9,525	28
CT1012	137	LAHR	9,525	22,9
CT1013	101	HTDA	8	20
CT1014	131	HTDA	9,525	25
CT1015	207	LAHN	9,525	30
CT1016	122	HTDA	9,525	29
CT1017	97	HTDA	9,525	19
CT1018	87	LAHN	9,525	23,9
CT1019	143	HTDA	9,525	25
CT1020	101	HTDA	9,525	30
CT1023	168	STD	8	24
CT1024	107	HTDA	8	22
CT1025	132	HTDA	9,525	26
CT1026	153	HTDA	9,525	26
CT1027	173	STD	8	29
CT1028	120	HTDA	9,525	30
CT1029	211	HTDK	8	32
CT1030	128	HTDA	8	26
CT1032	57	XL	5,08	7,9
CT1033	133	HTDA	9,525	25
CT1034	154	CPPN	9,525	30
CT1035	123	HTDA	9,525	27
CT1037	146	CPPN	9,525	25
CT1038	152	CHDN	9,525	30
CT1041	112	CPPN	9,525	30
CT1042	78	CPPN	9,525	24
CT1043	178	HTD	9,525	25
CT1044	141	LAHR	9,525	25,4
CT1045	95	HTDA	9,525	23,4
CT1046	89	CPPN	9,525	25
CT1047	123	HTDA	8	22
CT1048	116	HTDA	8	29
CT1049	124	CPPN	8	22

CT-Nr				
CT1050	223	HTDA	8	27
CT1051	141	HTDA	9,525	30
CT1052	259	CPPN	8	32
CT1053	111	HTDA	8	29
CT1054	130	CHDN	9,525	25
CT1055	130	CHDN	9,525	28
CT1056	145	STD	8	23
CT1058	281	HTDA	8	30
CT1060	60	XL	5,08	9,4
CT1061	136	HTD	9,525	25
CT1062	110	STD	8	22
CT1063	144	CPPN	9,525	25
CT1064	133	HTDA	9,525	26
CT1065	134	HTDA	9,525	26
CT1066	100	HTD	9,525	17
CT1067	104	HTDA	9,525	17
CT1068	281	STD	8	30
CT1069	137	STD	8	22
CT1070	106	HTDA	9,525	24
CT1071	154	HTDA	9,525	29
CT1072	111	HTDK	8	25
CT1073	176	HTDA	9,525	28
CT1074	59	HTDA	9,525	22
CT1075	175	STD	8	29
CT1076	198	STDN	8	24
CT1077	146	STDM	8	24
CT1078	129	HTDA	9,525	25
CT1079	116	HTDA	9,525	25
CT1080	187	HTDA	8	32
CT1081	103	HTDA	9,525	22
CT1082	104	HTDA	9,525	22
CT1084	149	HTDA	9,525	30
CT1085	207	HTDA	8	32
CT1086	195	HTDA	8	32
CT1087	197	HTDA	8	26
CT1088	148	STD	8	23
CT1089	97	HTD	9,525	25
CT1090	117	HTDA	9,525	30
CT1091	116	CHD	9,525	25,4
CT1092	137	CPPN	9,525	25


Zahnriemen
Timing Belt
Courroie de distribution
Correa de distribución
Cinghia sincrona
Зубчатый ремень ГРМ











CT-Nr				
CT1094	83	HTDA	9,525	24
CT1095	83	HTDA	9,525	30
CT1096	176	CPPN	9,525	28
CT1097	58	CPPN	9,525	22
CT1099	123	HTDA	9,525	28
CT1100	143	CPPN	9,525	25
CT1101	135	HTDA	9,525	25
CT1102	155	HTDA	8	24
CT1103	149	HTDA	9,525	24
CT1104	135	CPPN	9,525	25,4
CT1105	199	CPI	8,035	24
CT1106	190	STDN	8	24
CT1107	99	HTDA	8	19
CT1108	150	HTDA	9,525	29
CT1109	65	HTDA	8	12,7
CT1110	153	HTDA	9,525	25
CT1111	112	HTDA	9,525	29
CT1112	68	HTDA	8	23
CT1113	265	HTDA	8	32
CT1114	125	CPPN	8	22
CT1115	129	CPPN	8	22
CT1116	159	HTDA	8	29
CT1117	195	CPPN	9,525	29
CT1118	85	CPPN	9,525	20
CT1119	185	HTD	9,525	28
CT1120	141	LAHR	9,525	25,9
CT1121	151	HTDA	9,525	22
CT1122	152	HTDA	9,525	30
CT1123	220	STD	8	28
CT1125	126	HTDA	9,525	26
CT1127	131	HTDA	9,525	27
CT1128	177	HTDA	8	30
CT1130	126	HTDA	9,525	27
CT1131	82	HTDA	9,525	24
CT1132	106	HTDA	8	25
CT1133	153	HTDA	9,525	27
CT1134	160	HTDA	9,525	30
CT1135	239	LAHN	9,525	30
CT1136	150	HTDA	9,525	30
CT1137	137	HTDA	9,525	22

CT-Nr				
CT1138	153	HTDA	9,525	25
CT1139	160	HTDA	9,525	25
CT1140	116	CHD	9,525	25,4
CT1141	65	STD	8	12,7
CT1142	118	HTDA	9,525	25,4
CT1143	54	CDP	5	12
CT1144	146	HTDA	9,525	28
CT1145	153	HTDA	9,525	30
CT1147	211	STD	8	34
CT1148	178	CPPN	9,525	30
CT1149	163	CPPN	8	24
CT1150	133	HTDA	9,525	26
CT1151	103	HTDA	9,525	26,5
CT1152	154	HTDA	9,525	25,4
CT1153	105	HTD	9,525	25
CT1155	194	CPI	8,035	24
CT1156	104	HTDA	9,525	30
CT1157	171	CPI	8,035	24
CT1158	173	CTD	11	34
CT1162	141	CHDR	9,525	25,4
CT1163	139	CHD	9,525	25,4
CT1164	113	HTDA	9,525	17
CT1167	163	STD	7	20
CT1168	145	HTDL	9,525	25
CT1169	87	STD	5	10
CT1175	219	HTD	8	32
CT1176	259	HTDA	8	32
CT1178	131	HTDA	9,525	25
CT1179	132	HTDD	9,525	27,4
CT1183	193	CPI	8,035	24
CT1184	119	HTDA	9,525	27
CT1194	86	CHDR	9,525	24
CT503	104	LA	9,525	15
CT504	104	LA	9,525	15
CT508	119	LAH	9,525	32
CT510	120	LAHR	9,525	19
CT511	122	LAHR	9,525	19
CT512	130	LAH	9,525	25,4
CT513	135	LAHN	9,525	25,4
CT515	151	STD	8	19


Zahnriemen
Timing Belt
Courroie de distribution
Correa de distribución
Cinghia sincrona
Зубчатый ремень ГРМ



CT-Nr				
CT516	137	LAHR	9,525	30
CT517	163	LAHR	9,525	25,4
CT520	127	HTD	8,22	25
CT521	130	HTD	9,525	25
CT522	148	HTD	9,525	25
CT524	117	HTD	9,525	19
CT525	113	HTD	9,525	17
CT526	101	HTD	9,525	17
CT527	111	HTDN	9,525	19
CT529	147	HTD	9,525	24
CT530	138	HTD-KRR	9,525	28,5
CT532	164	STD	8	25
CT533	106	HTD	9,525	19
CT534	107	HTD	9,525	20
CT535	109	HTD	9,525	19
CT536	94	LA	9,525	19
CT539	142	STD	8	19
CT540	146	HTD	9,525	24
CT542	126	LA	9,525	25,4
CT543	157	HTD	9,525	23
CT545	157	HTD	9,525	32
CT546	101	HTD	9,525	24
CT547	71	HTD-KRR	9,525	17,8
CT550	128	STD	8	25
CT553	124	HTD	9,525	19
CT555	113	HTD	9,525	19
CT556	133	HTD	9,525	24
CT557	112	HTD	9,525	19
CT558	104	HTD	9,525	17
CT559	108	HTD	9,525	24
CT561	80	L	9,525	16
CT562	91	LA	9,525	19
CT568	89	LA	9,525	19
CT569	97	LA	9,525	19
CT573	112	LA	9,525	19
CT574	110	LA	9,525	25,4
CT575	134	LA	9,525	25,4
CT576	97	LA	9,525	25,4
CT577	139	LA	9,525	25,4
CT581	100	LA	9,525	17

CT-Nr				
CT583	177	HTD	9,525	25
CT584	219	HTD	9,525	25
CT585	106	HTD	9,525	22
CT586	109	HTD	9,525	22
CT588	133	HTD	9,525	25
CT589	110	HTD	9,525	21
CT590	127	HTD	9,525	25
CT591	148	STD	8	25
CT592	152	STD	8	25
CT594	118	LA	9,525	19
CT595	109	LA	9,525	19
CT596	153	LAH	9,525	25,4
CT598	143	LA	9,525	19
CT599	143	LA	9,525	25,4
CT600	219	LAH	9,525	25,4
CT601	127	LA	9,525	25,4
CT602	107	HTDK	8	19
CT603	107	HTDK	8	21,6
CT604	153	HTD	9,525	25
CT605	138	STDN	8	15
CT607	108	HTD	9,525	17
CT608	142	LA	9,525	18
CT609	165	STDN	8	22
CT611	168	STDN	8	22
CT612	87	LAH	9,525	33,8
CT613	170	STDN	8	25
CT614	117	LAH	9,525	25,4
CT615	170	STDN	8	22
CT616	98	LAH	9,525	19
CT617	173	STDN	8	22
CT619	173	STDN	8	25
CT622	153	LAH	9,525	30
CT626	120	LA	9,525	15
CT627	107	HTD	9,525	24
CT629	128	STD	8	19
CT630	124	LAN	9,525	18
CT631	120	LA	9,525	19
CT633	108	LA	9,525	19
CT635	113	LA	9,525	19
CT637	121	LA	9,525	18

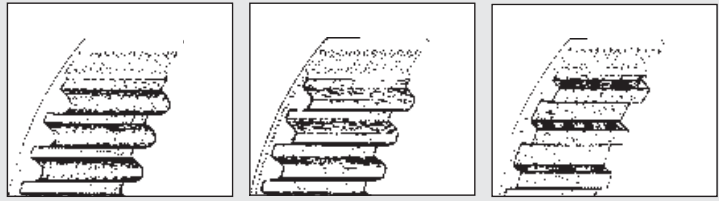
Zahnriemen
Timing Belt
Courroie de distribution
Correa de distribución
Cinghia sincrona
Зубчатый ремень ГРМ



CT-Nr				
CT639	45	LA	9,525	10,2
CT641	75	LAH	9,525	20,1
CT643	123	LA	9,525	19
CT645	77	LAHN	9,525	20,1
CT647	116	LA	9,525	19
CT648	54	LA	9,525	19
CT649	146	LA	9,525	19
CT650	117	LA	9,525	15
CT651	144	LA	9,525	19
CT652	148	LA	9,525	19
CT653	93	LA	9,525	19
CT654	98	LA	9,525	17
CT655	98	LA	9,525	19
CT659	105	LA	9,525	19
CT660	120	LA	9,525	18
CT662	62	LAH	9,525	19
CT663	123	LAH	9,525	25,4
CT665	92	LA	9,525	19
CT666	106	LA	9,525	19
CT667	68	LA	9,525	15
CT668	69	LA	9,525	19
CT669	84	LA	9,525	19
CT670	138	LA	9,525	18
CT672	90	LA	9,525	19
CT673	91	LA	9,525	19
CT674	95	LA	9,525	19
CT675	103	LA	9,525	19
CT676	118	LA	9,525	19
CT677	133	LA	9,525	22,1
CT678	138	LA	9,525	25,4
CT679	102	LA	9,525	19
CT680	88	LA	9,525	19
CT684	125	HTD	9,525	19
CT685	119	LAR	9,525	19
CT687	122	LAR	9,525	19
CT688	92	HTDN	9,525	19,75
CT689	137	LA	9,525	25,4
CT690	97	HTDN	9,525	19,75
CT693	133	LA	9,525	25,4
CT694	123	HTDK	8	20

CT-Nr				
CT695	123	HTDK	8	24
CT700	118	LAH	9,525	31,8
CT702	118	LA	9,525	15
CT703	99	LAH	9,525	19
CT704	119	LAH	9,525	25,4
CT705	121	HTDK	8	20
CT706	121	HTDK	8	24
CT707	126	HTDA	8	23
CT708	143	HTDA	8	23
CT709	95	HTD	9,525	17
CT710	143	HTD	9,525	25
CT711	151	HTD	9,525	25
CT712	164	HTDN	9,525	23
CT714	83	LAHR	9,525	19
CT715	92	LAHR	9,525	19
CT716	115	LA	9,525	19
CT718	104	HTD	9,525	17
CT719	96	H	12,7	19
CT720	111	HTDH	9,525	20
CT721	143	LAH	9,525	30
CT723	129	HTD	9,525	31
CT724	141	HTDH	9,525	24
CT726	239	STD	8	25
CT727	299	STD	8	30
CT728	131	HTDA	9,525	25
CT729	97	HTDN	9,525	21,8
CT731	152	LAH	9,525	30
CT732	133	STD	8	19
CT737	143	HTDA	9,525	21
CT738	92	HTDA	9,525	22
CT739	91	HTDA	9,525	19
CT740	93	HTDA	9,525	25
CT741	107	HTDA	8	19
CT744	101	HTD	9,525	17
CT745	110	HTDA	8	19
CT746	115	STD	8	25
CT748	136	LAH	9,525	25,4
CT749	116	HTD	9,525	19
CT750	118	HTD	9,525	19
CT752	110	DHTD	9,525	14

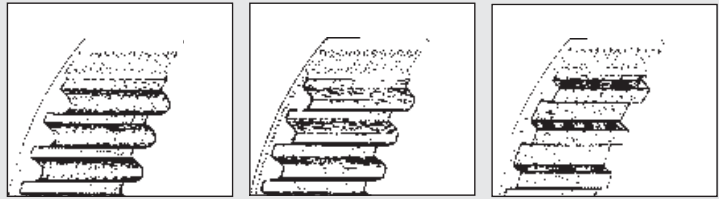
Zahnriemen
Timing Belt
Courroie de distribution
Correa de distribución
Cinghia sincrona
Зубчатый ремень ГРМ



CT-Nr				
CT754	114	HTD	9,525	17
CT755	124	LAHN	9,525	26,4
CT757	103	HTDA	9,525	25
CT758	120	LAHN	9,525	25,4
CT759	148	HTDA	9,525	23
CT760	148	HTDA	9,525	25
CT762	162	STD	8	30
CT763	107	HTDA	9,525	24
CT765	108	HTDA	9,525	25
CT769	145	HTDA	8	22
CT772	149	HTD	9,525	25
CT773	124	HTDA	9,525	24
CT774	110	HTDA	9,525	25
CT775	144	HTD	9,525	25
CT778	119	STD	9,525	19
CT779	98	STD	9,525	19
CT780	63	LA	9,525	19
CT781	111	HTDA	9,525	25
CT782	121	HTD	9,525	20
CT783	178	HTDK	8	25
CT785	104	HTDA	9,525	25
CT786	149	LAHR	9,525	30
CT787	135	HTDA	8	25
CT788	95	HTDA	9,525	25
CT789	119	HTDA	9,525	19
CT790	168	HTDA	8	25
CT791	80	LAHN	9,525	21,1
CT792	211	HTDA	8	30
CT793	119	HTDA	9,525	25
CT794	124	HTDA	9,525	26
CT798	119	HTDA	9,525	25
CT799	113	HTDA	9,525	24
CT800	70	HTDA	9,525	16
CT801	123	LAHR	9,525	19
CT802	122	HTDA	9,525	24
CT803	132	HTD	9,525	23
CT804	127	HTDA	9,525	24
CT805	149	HTDA	9,525	25
CT808	95	HTDA	9,525	19
CT810	108	HTDA	9,525	32

CT-Nr				
CT812	156	HTDA	8	29
CT816	137	STD	8	25
CT817	103	HTDK	8	19
CT818	94	HTD	9,525	25
CT819	134	HTD	9,525	25
CT820	173	STD	8	30
CT821	121	HTDA	8	29
CT822	257	HTDA	8	32
CT824	89	HTDA	9,525	19
CT825	123	HTDA	9,525	19
CT826	151	HTDA	9,525	29
CT827	117	HTDK	8	21
CT828	124	HTDK	8	26
CT829	192	STD	8	30
CT831	167	HTDN	9,525	23
CT832	162	STD	8	25
CT833	97	DLAH	9,525	15
CT836	124	HTDA	9,525	29
CT837	220	STD	8	22
CT839	123	HTDA	9,525	29
CT840	127	HTD	9,525	19
CT841	117	HTDA	8	29
CT842	158	HTDA	9,525	32
CT843	141	LAHR	9,525	30
CT844	223	STD	8	32
CT845	132	STD	8	19
CT846	135	STD	8	19
CT847	137	STD	8	19
CT848	121	LAN	9,525	18
CT850	121	HTDK	8	21
CT852	191	STD	8	32
CT853	157	HTDA	9,525	25
CT854	139	HTDA	9,525	21
CT855	144	HTDA	9,525	23
CT857	107	HTDA	8	18
CT859	177	HTDK	8	25
CT860	102	HTD	9,525	25
CT861	95	LAHN	9,525	19
CT862	103	HTDA	9,525	24
CT863	104	HTDA	9,525	24


Zahnriemen
Timing Belt
Courroie de distribution
Correa de distribución
Cinghia sincrona
Зубчатый ремень ГРМ











CT-Nr				
CT864	134	HTD	9,525	25
CT865	114	HTD	9,525	25
CT866	146	STD	8	20
CT867	137	LAHR	9,525	25,4
CT869	147	STD	8	25
CT870	169	STD	8	24
CT871	176	STD	8	24
CT872	151	STD	8	25
CT873	169	STD	8	20
CT874	111	HTD	9,525	17
CT875	146	HTDK	8	25
CT876	129	HTDK	8	27
CT877	168	STDN	8	24
CT878	134	STDN	8	18
CT879	158	STDN	8	25
CT880	167	STDN	8	24
CT881	117	HTDA	9,525	22
CT884	225	STD	8	30
CT886	96	LAH	9,525	25,4
CT887	127	HTDA	9,525	25
CT891	141	HTD	9,525	28
CT894	193	STD	8	36
CT895	97	HTDA	9,525	25
CT897	143	LAH	9,525	30
CT898	89	HTDA	9,525	25
CT899	125	HTDA	8	22
CT900	159	HTDK	8	25
CT901(SET)	116 + 85	CHDN + CHDN	9,525 + 9,525	22 + 22
CT902	152	HTDA	9,525	28
CT906	136	HTD	9,525	25
CT907	149	STD	8	25
CT908	138	STD	8	23
CT909	150	STDH	8	23
CT910	107	HTDA	8	25
CT911	122	HTDA	9,525	19
CT914	81	LAHR	9,525	20,8
CT915	87	HTD	9,525	17
CT916	117	HTDA	9,525	25

CT-Nr				
CT917	145	HTDA	9,525	30
CT918	193	STDN	8	24
CT919	153	STD	8	25
CT920	253	STD	8	30
CT921	163	HTDA	9,525	25
CT924	171	STD	8	24
CT925	110	DHTD	9,525	18
CT926	147	STD	8	19
CT927	108	LAN	9,525	15
CT929	143	HTDA	8	26
CT930	226	HTDA	8	30
CT931	173	STDN	8	18
CT932	83	HTDA	9,525	19
CT933	76	LAH	9,525	19
CT935	153	HTDA	9,525	25
CT936	91	HTDA	9,525	19
CT937	113	HTDA	9,525	25,5
CT938	99	HTDK	8	19
CT939	122	LAHR	9,525	26,4
CT940	153	HTDA	9,525	26
CT941	154	HTDA	8	29
CT942	105	HTDA	9,525	22
CT945	137	LAHR	9,525	25,4
CT946	141	LAHR	9,525	25,4
CT947	166	STDN	8	24
CT949	151	HTDA	9,525	25
CT950	78	CPPN	9,525	22
CT951	147	CPPN	9,525	32
CT952	118	CPPN	9,525	30
CT953	109	CPPN	9,525	30
CT954	112	CPPN	9,525	28
CT955	136	CPPN	9,525	25
CT957(SET)	130 (STD) + 58 (STDB)	STD + STDB	8 + 8	20 (STD) + 17 (STDB)
CT959	125	HTD	9,525	20
CT964	131	STDN	8	17
CT966	153	HTD	9,525	25
CT968	190	CPPN	8	24
CT970	130	DSTDN	7	15

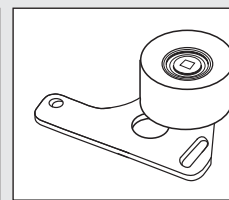
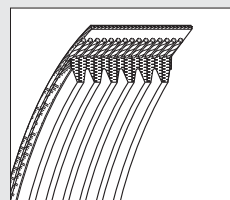
Zahnriemen
Timing Belt
Courroie de distribution
Correa de distribución
Cinghia sincrona
Зубчатый ремень ГРМ








CT-Nr	 x			
CT972	133	HTDA	8	25
CT973	104	LAN	9,525	15
CT974	145	HTDA	8	26
CT975	162	STD	8	20
CT977	128	HTDA	9,525	27
CT978	129	HTDA	9,525	25
CT979	142	HTDA	9,525	23
CT980	129	HTDA	8	18
CT981	138	HTDA	9,525	23
CT982	146	HTDA	9,525	28
CT983	91	CHDN	9,525	20
CT986	140	CPPN	9,525	25
CT987	141	CPPN	9,525	25
CT988	96	HTD	9,525	17

CT-Nr	 x			
CT989	153	CPPN	9,525	30
CT990	225	STD	8	30
CT991	55	LAHR	9,525	12,7
CT992	154	HTDA	8	22
CT993	151	HTDA	9,525	30
CT994	152	HTDA	9,525	30
CT995	193	STDN	8	24
CT996	136	CPPN	9,525	25
CT997	125	CPPN	8	15
CT998	163	STD	8	26,7
CT999	129	CPPN	8	15

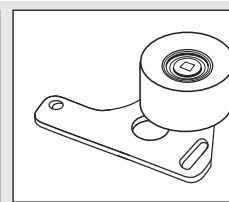
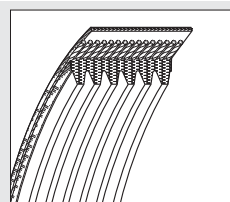
Keilrippenriemen Kits
Multi V-Belt kits
Kits de courroies striées
Kits de correas acanaladas
Kit cinghia poly-V
Наборы поликлиновых ремней






KIT			
4PK735K1	4PK735	V85583	
4PK855K1	4PK855	V85533	
4PK890K1	4PK890	V85535	
4PK925K1	4PK925	V85602	
5PK1110K1	5PK1110	V85704	
5PK1125K1	5PK1125	V85589	
5PK1135K1	5PK1135	V85705	V85521
5PK1145K1	5PK1145	V85569	
5PK1150K1	5PK1150	V85569	
5PK1200K1	5PK1200	V85596	
5PK1212K1	5PK1212	V85547	
5PK1300K1	5PK1300	V85543	
5PK1355K1	5PK1355	V85718	
5PK1432K1	5PK1432	V85563	
5PK1592K1	5PK1592	V85571	
5PK1750K1	5PK1750	V85585	V85519
5PK940K1	5PK940	V85547	
6DPK1195K1	6DPK1195	V85542	
6DPK1195K2	6DPK1195	V85564	
6PK1020 EXTRA K1	6PK1020 EXTRA	V85714 V85715	
6PK1045K1	6PK1045	V85567	V85537
6PK1045K2	6PK1045	V85542	
6PK1045K3	6PK1045	V85510	
6PK1050K1	6PK1050	V85578	
6PK1050K2	6PK1050	V85579	
6PK1050K3	6PK1050	V85565	
6PK1070K1	6PK1070	V85576	
6PK1070K2	6PK1070	V85548	
6PK1070K3	6PK1070	V85565	
6PK1080K1	6PK1080	V85548	
6PK1080K2	6PK1080	V85509	
6PK1100K1	6PK1100	V85548	
6PK1125K1	6PK1125		V85561 V85561
6PK1130K1	6PK1130	V85596	
6PK1145K1	6PK1145	V85567	V85537
6PK1145K2	6PK1145	V85508	

KIT			
6PK1145K4	6PK1145		V85561 V85561
6PK1153K1	6PK1153	V85541	V85537
6PK1153K2	6PK1153	V85555	V85516
6PK1180K1	6PK1180	V85581	
6PK1180K2	6PK1180	V85576	
6PK1180K3	6PK1180	V85723	
6PK1200K1	6PK1200	V85596	
6PK1200K2	6PK1200	V85596	V85521
6PK1217K1	6PK1217	V85591	
6PK1310K1	6PK1310	V85723	
6PK1318K2	6PK1318	V85581	
6PK1345K1	6PK1345	V85570	V85700 V85700
6PK1370K1	6PK1370	V85599	V85525 V85526
6PK1390K1	6PK1390		V85561 V85500 V85500
6PK1440K1	6PK1440	V85555	V85500 V85504
6PK1453K1	6PK1453	V85552	
6PK1453K2	6PK1453	V85603	
6PK1468K1	6PK1468	V85573 V85710	V85516
6PK1515K1	6PK1515	V85716	V85717
6PK1538K1	6PK1538	V85546	V85534
6PK1538K2	6PK1538	V85607 V85559	V85534
6PK1548K1	6PK1548	V85562	V85511
6PK1555K1	6PK1555	V85607 V85559	V85534
6PK1555K2	6PK1555	V85546	V85534
6PK1560K1	6PK1560	V85601	V85520
6PK1564K1	6PK1564	V85601	V85520
6PK1564K2	6PK1564	V85557	V85502
6PK1605K1	6PK1605	V85706	V85507
6PK1613K1	6PK1613	V85576	V85524
6PK1642K1	6PK1642	V85586	V85507
6PK1642K2	6PK1642	V85568	V85514 V85515
6PK1660K1	6PK1660	V85545	V85538

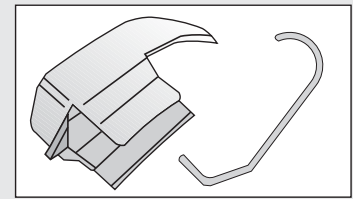
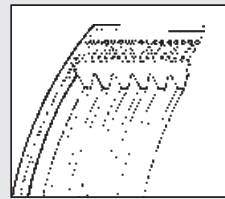
Keilrippenriemen Kits
Multi V-Belt kits
Kits de courroies striées
Kits de correas acanaladas
Kit cinghia poly-V
Наборы поликлиновых ремней







KIT			
6PK1660K2	6PK1660	V85572	V85538
6PK1660K3	6PK1660		V85506
6PK1660K4	6PK1660	V85553	V85503
6PK1705K2	6PK1705	V85570	V85505
6PK1710K1	6PK1710	V85587	V85528
6PK1710K2	6PK1710	V85712	V85713
6PK1715K1	6PK1715	V85582	V85513
6PK1725K1	6PK1725	V85544	
6PK1725K2	6PK1725	V85712	V85713
6PK1733K2	6PK1733	V85549	V85536
6PK1733K3	6PK1733	V85580	V85531
6PK1733K4	6PK1733	V85560	V85518
6PK1740K1	6PK1740	V85551 V85573	
6PK1740K2	6PK1740	V85551 V85554 V85574	
6PK1740K3	6PK1740	V85573	V85530
6PK1740K4	6PK1740	V85573	V85711
6PK1750K1	6PK1750	V85573 V85551	
6PK1750K2	6PK1750	V85585	V85519
6PK1750K3	6PK1750	V85551 V85554 V85574	
6PK1780K1	6PK1780	V85584	V85512
6PK1795K1	6PK1795	V85592	V85512
6PK1795K2	6PK1795	V85592	V85519
6PK1870K1	6PK1870	V85597	V85529
6PK1873K1	6PK1873	V85603	V85523

KIT			
6PK1873K3	6PK1873	V85558	V85522
6PK1873K4	6PK1873	V85550 V85517 V85605	
6PK1900K1	6PK1900	V85544	
6PK1950K1	6PK1950	V85703 V85701	V85702
6PK2080K1	6PK2080	V85593 V85594	V85527
6PK2260K1	6PK2260	V85575	V85540 V85540
6PK2260K2	6PK2260	V85575	V85540
6PK2271K1	6PK2271	V85575	V85540
6PK2404K1	6PK2404	V85532 V85606	V85539 V85540
6PK800K1	6PK800	V85566	V85505
6PK905 EXTRA K1	6PK905 EXTRA K1	V85604	
6PK906K1	6PK906	V85545	
6PK906K3	6PK906	V85572	
6PK976K1	6PK976	V85595	
6PK976K3	6PK976	V85541	V85537
6PK995K1	6PK995	V85590	
7PK1035K1	7PK1035	V85707	
7PK1125K1	7PK1125	V85577	
7PK1795K1	7PK1795	V85584	V85512
7PK1970K1	7PK1970	V85709	V85708

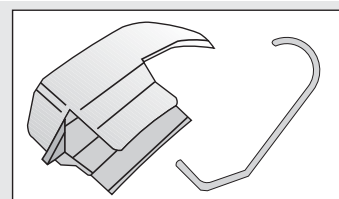
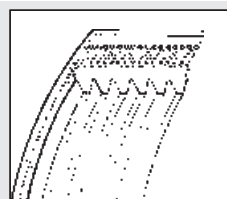
Keilrippenriemen Elast + Werkzeug
 Multi V-Belt Elast + Tool
 Courroie striée Elast + Outil
 Correa acanalada Elast + Herramientas
 Cinghia Poly-V Elast + Utensile
 Поликлиновой ремень Elast с приспособлением



KIT		
4PK711 ELAST T1	4PK711 ELAST	Tool18
4PK874 ELAST T1	4PK874 ELAST	Tool02
4PK916 ELAST T1	4PK916 ELAST	Tool05 ToolClip04
4PK917 ELAST T1	4PK917 ELAST	Tool02
4PK922 ELAST T1	4PK922 ELAST	Tool09 ToolClip07
4PK924 ELAST T1	4PK924 ELAST	Tool14
4PK1022 ELAST T1	4PK1022 ELAST	Tool02
5PK694 ELAST T1	5PK694 ELAST	Tool04 ToolClip03
5PK705 ELAST T1	5PK705 ELAST	Tool04 ToolClip01
5PK711 ELAST T1	5PK711 ELAST	Tool04 ToolClip01
5PK716 ELAST T1	5PK716 ELAST	Tool04 ToolClip03
6PK701 ELAST T1	6PK701 ELAST	Tool17
6PK799 ELAST T1	6PK799 ELAST	Tool17
6PK831 ELAST T1	6PK831 ELAST	Tool01
6PK831 ELAST T2	6PK831 ELAST	Tool03
6PK842 ELAST T1	6PK842 ELAST	Tool15
6PK873 ELAST T1	6PK873 ELAST 4PK922 ELAST	Tool09 Tool10 ToolClip07
6PK1019 ELAST T1	6PK1019 ELAST 5PK690 ELAST	Tool05 ToolClip02 ToolClip05

KIT		
6PK1019 ELAST T2	6PK1019 ELAST	Tool16 ToolClip09 V49051 V39001
6PK1023 ELAST T1	6PK1023 ELAST	Tool11 ToolClip02
6PK1029 ELAST T1	6PK1029 ELAST 5PK694 ELAST	Tool06 ToolClip08
6PK1029 ELAST T2	6PK1029 ELAST	Tool16 ToolClip09 V49051 V39001
6PK1033 ELAST T1	6PK1033 ELAST	Tool16 ToolClip09 V49051 V39001
6PK1042 ELAST T1	6PK1042 ELAST	Tool05 ToolClip02 ToolClip05
6PK1042 ELAST T2	6PK1042 ELAST	Tool12 ToolClip05
6PK1042 ELAST T3	6PK1042 ELAST	Tool13 ToolClip05
6PK1059 ELAST T2	6PK1059 ELAST 5PK868 ELAST	Tool06

Keilrippenriemen Elast + Werkzeug
 Multi V-Belt Elast + Tool
 Courroie striée Elast + Outil
 Correa acanalada Elast + Herramientas
 Cinghia Poly-V Elast + Utensile
 Поликлиновой ремень Elast с приспособлением



Tool01



Tool02



Tool03



Tool04



Tool05



Tool06



Tool08



Tool09



Tool10



Tool11



Tool12



Tool13



Tool14



Tool16



Tool17_1_C



Tool18_1_C



ToolClip01



ToolClip02

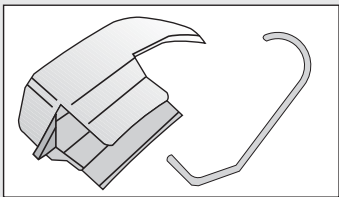


ToolClip03



ToolClip04

Keilrippenriemen Elast + Werkzeug
Multi V-Belt Elast + Tool
Courroie striée Elast + Outil
Correa acanalada Elast + Herramientas
Cinghia Poly-V Elast + Utensile
Поликлиновой ремень Elast с приспособлением



ToolClip05



ToolClip07



ToolClip08



ToolClip09



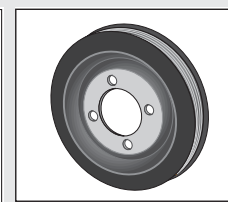
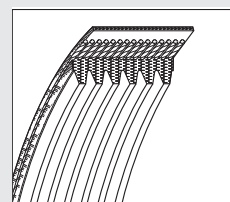
V39001







V49051



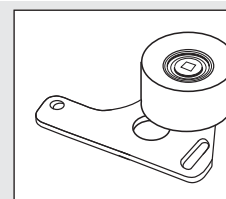

Keilrippenriemen + Torsionsschwingungsdämpfer
 Multi V-Belt + Torsional Vibration Damper
 Courroie striée + Amortisseur de vibrations de torsion
 Correa acanalada + Amortiguador de vibraciones de torsión
 Cinghia Poly-V + smorzatore di vibrazioni torsionali
 Поликлиновой ремень + гаситель крутильных колебаний











KIT			
5PK1815D1	5PK1815	VD1025	2
5PK2030D1	5PK2030 5PK836	VD1030	2
6DPK1195D1	6DPK1195	VD1076	5
6DPK1195D2	6DPK1195	VD1076	5
6DPK1215D1	6DPK1215	VD1076	5
6PK1050D1	6PK1050	VD1067	5
6PK1050D2	6PK1050	VD1076	9
6PK1138D1	6PK1138	VD1063	2
6PK1138D2	6PK1138	VD1081	1
6PK1180D1	6PK1180	VD1076	5
6PK1345D1	6PK1345	VD1002	1
6PK1370D1	6PK1370	VD1067	5
6PK1413D1	6PK1413	VD1039	2
6PK1413D2	6PK1413	VD1067	5
6PK1468D1	6PK1468	VD1080	
6PK1600D1	6PK1600	VD1068	7
6PK1613D1	6PK1613	VD1076	13
6PK1623D1	6PK1623	VD1068	7
6PK1642D1	6PK1642	VD1063	2
6PK1642D2	6PK1642	VD1081	1
6PK1660D1	6PK1660	VD1076	9
6PK1660D2	6PK1660	VD1076	5
6PK1715D1	6PK1715	VD1002	1
6PK1720D1	6PK1720	VD1039	2

KIT			
6PK1740D1	6PK1740	VD1080	
6PK1750D1	6PK1750	VD1002	1
6PK1750D2	6PK1750	VD1080	
6PK1760D1	6PK1760	VD1064	7
6PK1767D1	6PK1767	VD1002	1
6PK1800D1	6PK1800	VD1031	2
6PK1863D1	6PK1863	VD1031	2
6PK1873D1	6PK1873	VD1031	2
6PK1900D1	6PK1900	VD1031	2
6PK2160D1	6PK2160	VD1041	3
6PK2196D1	6PK2196	VD1041	3
6PK2215D1	6PK2215	VD1002	1
6PK2236D1	6PK2236	VD1002	1
6PK2241D1	6PK2241	VD1041	3
6PK2264D1	6PK2264	VD1042	4
6PK2271D1	6PK2271	VD1036	3
6PK2271D2	6PK2271	VD1041	3
6PK2380D1	6PK2380	VD1070	2
6PK2390D1	6PK2390	VD1070	2
6PK2404D1	6PK2404 4PK1237	VD1032	8
6PK2404D2	6PK2404 4PK1217	VD1032	8
6PK995D1	6PK995	VD1062	3
7PK2035D1	7PK2035	VD1073	3

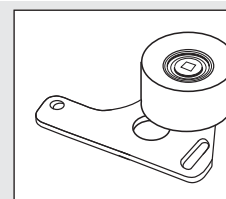

Zahnriemen Kit
Timing Belt Kit
Kit de courroie de distribution
Kit de correa de distribución
Kit cinghia sincrona
Комплет ремня ГРМ / Набор для зубчатого ремня











KIT				
CT1000K1	CT1000	V57303	V58400	
CT1001K1	CT1001	V57406		
CT1005K1	CT1005	V56812		
CT1006K1	CT1006	V57400		
CT1008K1	CT1008	V57329		
CT1008K2	CT1008	V59003		
CT1010K1	CT1010	V56560	V56522	
CT1012K1	CT1012	V55454		V71225 V31213
CT1012K2	CT1012	V55454	V55415	V41080 V71225 V31213
CT1013K1	CT1013	V58410		
CT1014K2	CT1014	V55383	V55368	V41141 V41139
CT1014K3	CT1014	V55383	V55368	V325317 V41139 V41141 V41236 V41264
CT1015K1	CT1015	V55703	V55707	V41095 V71243
CT1015K2	CT1015	V55703 V55498 V55710	V55707	V41095 V71243
CT1016K1	CT1016	V57315	V58400	
CT1017K1	CT1017	V57705		
CT1018K1	CT1018	V55741		V31199
CT1019K1	CT1019	V55965	V55950	
CT1023K1	CT1023	V55306	V55323 V55323	
CT1023K2	CT1023	V55348	V55323 V55323	
CT1023K3	CT1023	V55348	V55349 V55323	
CT1024K1	CT1024	V57020		
CT1025K1	CT1025	V55580		V41179
CT1026K1	CT1026	V55562	V55573 V55561	V41179
CT1026K2	CT1026	V55562	V55535 V55573 V55561	V41179 V41179
CT1027K1	CT1027	V58406	V58400	

KIT				
CT1028K1	CT1028	V55489 V55715	V55465	V41073 V31183
CT1028K2	CT1028	V55494 V55495	V55465	V41073 V31183
CT1028K3	CT1028	V55739	V55735	V31183 V31211
CT1028K4	CT1028	V55494	V55465	V41073 V31183
CT1028K5	CT1028	V55489	V55465	V41073 V31183
CT1034K1	CT1034		V55826 V55826	
CT1035K1	CT1035	V55581		V41109 V41144
CT1035K2	CT1035	V55581		V41109 V41143
CT1037K2	CT1037	V55971	V55972	V41060 V41161
CT1038K1	CT1038	V55822	V55826	
CT1038K2	CT1038	V55822 V56660	V55826	
CT1041K1	CT1041	V56127	V56132	
CT1042K1	CT1042	V56122		
CT1043K1	CT1043	V56951	V56943	
CT1043K2	CT1043	V56951 V56959	V56943	
CT1044K1	CT1044	V55491	V55433 V55441 V55457	V41073 V41098 V71225 V71225 V31213 V31213
CT1044K2	CT1044	V55491	V55433 V55441	V31213 V41073 V41098 V71225
CT1045K1	CT1045	V55572		
CT1046K1	CT1046	V55582	V55575	
CT1047K1	CT1047	V57002	V57003	
CT1048K1	CT1048	V57312		
CT1049K1	CT1049	V55852		

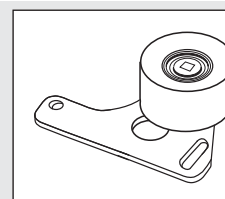

Zahnriemen Kit
Timing Belt Kit
Kit de courroie de distribution
Kit de correa de distribución
Kit cinghia sincrona
Комплет ремня ГРМ / Набор для зубчатого ремня











KIT				
CT1050K1	CT1050	V58107	V58101 V58102 V58109	
CT1051K1	CT1051	V55766	V55735 V55767	V31183 V31211 V41091 V41151 V41216
CT1051K2	CT1051	V55766	V55735 V56303	V31183 V31211 V41140 V41151 V41216
CT1052K1	CT1052	V56643	V56644 V56644 V56645	
CT1053K1	CT1053	V57312		
CT1054K2	CT1054	V55240		V41053
CT1055K1	CT1055	V55240		V41053
CT1056K1	CT1056	V55769	V55748 V56383	V41350 V41090 V31203
CT1058K1	CT1058	V58110	V58101 V58101 V58102 V58115	
CT1058K2	CT1058	V58107	V58101 V58101 V58102 V58115	
CT1058K3	CT1058	V58107	V58101 V58101 V58102 V58116	
CT1061K1	CT1061	V56609	V56610	
CT1061K2	CT1061	V56622	V56625	
CT1062K1	CT1062	V58403		
CT1063K1	CT1063	V55953	V55954	V41329
CT1063K2	CT1063	V55921	V55922	V41060 V41161
CT1063K3	CT1063	V55971	V55972	V41060 V41161
CT1064K1	CT1064	V55605		V41178
CT1065K1	CT1065	V55943	V55907	
CT1065K2	CT1065	V55906	V55907	

KIT				
CT1065K3	CT1065	V56638	V56642	
CT1066K1	CT1066	V55958		
CT1067K1	CT1067	V55958		
CT1068K1	CT1068	V55742 V56354	V55744	V41189 V41190
CT1068K2	CT1068	V55742 V56354 V55732	V55744	V41189 V41190 V41191 V41191 V41191
CT1069K1	CT1069	V57002	V57003	V71263
CT1070K1	CT1070	V57401		
CT1071K1	CT1071	V57315	V58400	
CT1076K1	CT1076	V56036	V55898	V41102 V71184
CT1076K2	CT1076	V56036	V55842	
CT1077K1	CT1077	V55351	V55356	V41110 V41110
CT1078K1	CT1078	V55344	V55368	V41139 V41141
CT1079K1	CT1079	V56415	V56416 V56417	
CT1081K1	CT1081	V57426		V41155 V71230
CT1082K1	CT1082	V57426		V41155 V71230
CT1085K1	CT1085	V58407	V58405	
CT1088K3	CT1088	V56368	V56383 V55773	V41092 V31211 V31203 V41350
CT1089K1	CT1089	V56939		
CT1090K1	CT1090	V55494	V55465	V41073 V31183
CT1090K2	CT1090	V55494 V55497	V55465	V41073 V31183
CT1091K1	CT1091	V55973	V55969	
CT1092K1	CT1092	V55953	V55954	
CT1092K2	CT1092	V55967	V56603	
CT1094K1	CT1094	V55771		V41153
CT1096K1	CT1096	V56119	V56120	
CT1099K2	CT1099	V58432	V58409	V49059

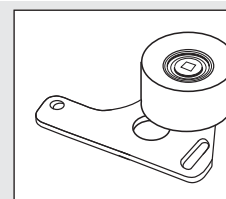

Zahnriemen Kit
Timing Belt Kit
Kit de courroie de distribution
Kit de correa de distribución
Kit cinghia sincrona
Комплет ремня ГРМ / Набор для зубчатого ремня











KIT				
CT1100K2	CT1100	V55971	V55972	V41060 V41161
CT1101K1	CT1101	V55974	V55968	
CT1104K1	CT1104	V55953	V55954	
CT1105K2	CT1105	V56036	V55842	
CT1105K3	CT1105	V56036	V55898	V41138 V41220 V41102 V31268 V71184
CT1106K1	CT1106	V56036	V55898	V41138 V41220 V41221 V41222 V31268 V71184
CT1107K1	CT1107	V57314		
CT1109K1	CT1109	V57309		
CT1109K2	CT1109	V57327		
CT1110K1	CT1110	V55977	V55950	V41049 V41184
CT1110K2	CT1110	V55949	V55950	V41049
CT1114K1	CT1114	V56015		
CT1115K1	CT1115	V56015		
CT1117K1	CT1117	V55978	V55979 V55979	
CT1118K1	CT1118	V55984		
CT1119K1	CT1119	V55875	V55876 V55876	
CT1120K1	CT1120	V55477	V55433 V55441	V41099 V41198 V41199 V41199 V41199 V41200 V41146 V71261
CT1121K1	CT1121	V55370	V55371	
CT1123K1	CT1123	V58612	V58613 V58613	
CT1128K1	CT1128	V57323	V57324	

KIT				
CT1130K2	CT1130	V55555	V55587	V71223 V71224 V71221 V71222 V41142
CT1130K3	CT1130	V55555	V55633	V71223 V71224 V71221 V71360 V41443
CT1131K1	CT1131	V55771	V55441	
CT1133K1	CT1133	V57034	V57035	
CT1133K2	CT1133	V57034 V57061	V57035	
CT1134K1	CT1134	V56340	V55735 V55465 V55767	V41152 V31183 V31211 V41168 V41169
CT1136K1	CT1136	V57064 V57061	V57047	
CT1137K1	CT1137	V57206	V57207	V49052
CT1138K1	CT1138	V55949	V55950	V41049
CT1139K2	CT1139	V56349	V56376 V56350 V55441	V41152 V31183 V41151 V31211 V41169 V41288 V41288 V41288
CT1140K1	CT1140	V56658	V55969	
CT1141K1	CT1141	V57327		
CT1142K1	CT1142		V56647 V55969	
CT1145K1	CT1145	V57064	V57047	
CT1148K1	CT1148	V55881	V55882	
CT1149K1	CT1149	V55850	V55851	
CT1150K1	CT1150	V55629		
CT1155K1	CT1155	V56036	V55898	
CT1162K1	CT1162	V56675	V56665	
CT1163K1	CT1163	V59507	V56665	

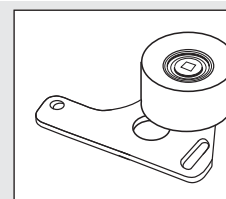

Zahnriemen Kit
Timing Belt Kit
Kit de courroie de distribution
Kit de correa de distribución
Kit cinghia sincrona
Комплет ремня ГРМ / Набор для зубчатого ремня











KIT				
CT1178K1	CT1178	V55344	V55368	V41139 V41141 V41236
CT1179K1	CT1179	V55566	V55565	V41144 V71223 V71224 V71221
CT1179K2	CT1179	V55519	V55565	V41144 V71223 V71224 V71221
CT1179K3	CT1179	V55566	V55640	V41144 V71380 V71223 V71224 V71221
CT1179K4	CT1179	V55519	V55640	V41144 V71380 V71223 V71224 V71221
CT1184K1	CT1184	V55641		V41143
CT503K1	CT503	V55801		
CT508K1	CT508	V59503	V59505	
CT511K2	CT511	V57310		
CT512K1	CT512	V55208		
CT513K1	CT513	V55405		
CT517K1	CT517	V57313		
CT520K1	CT520	V55000		
CT521K1	CT521	V56913	V56914	
CT522K1	CT522	V55515	V55518	
CT522K3	CT522	V55515	V55522	
CT525K1	CT525	V56604		
CT527K1	CT527	V57201		
CT527K2	CT527	V57202		
CT529K1	CT529		V55300	
CT530K1	CT530	V55001		V71166
CT536K1	CT536	V56915		
CT539K1	CT539		V55403	
CT540K1	CT540		V55301	
CT545K1	CT545	V57304	V57305	
CT546K1	CT546	V57404		
CT550K1	CT550	V56115		
CT553K1	CT553	V55501	V55507	

KIT				
CT557K1	CT557	V58260		
CT559K1	CT559	V57411		
CT568K1	CT568	V57702		
CT569K1	CT569	V57705		
CT574K1	CT574	V55000		
CT581K1	CT581 CT581	V56000 V56001		
CT583K1	CT583	V56903	V56904	
CT588K1	CT588	V56607 V56607		
CT589K1	CT589	V55005	V55003 V55004	
CT589K2	CT589	V55002	V55003 V55004	
CT594K2	CT594	V55803		
CT594K3	CT594	V55804		
CT596K1	CT596	V55506	V55507	
CT604K1	CT604	V55502	V55503	
CT605K1	CT605	V55801		
CT607K1	CT607	V56600		
CT608K3	CT608	V55811		
CT611K1	CT611	V55805	V55806	
CT613K1	CT613	V55809	V55839	
CT615K1	CT615	V55829	V55825	
CT616K1	CT616	V55203		
CT617K1	CT617	V55829	V55825	
CT619K1	CT619	V55829	V55825	
CT622K1	CT622		V55826 V55826	
CT626K1	CT626	V55815		
CT630K1	CT630	V55400		V41057 V31191 V71157
CT630K2	CT630	V55404		
CT630K4	CT630	V55413		
CT637K1	CT637	V55400		V41057 V31191 V71157
CT643K1	CT643	V56500		
CT647K1	CT647	V55514		
CT647K5	CT647	V55804		

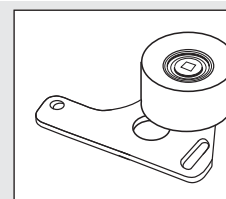

Zahnriemen Kit
Timing Belt Kit
Kit de courroie de distribution
Kit de correa de distribución
Kit cinghia sincrona
Комплет ремня ГРМ / Набор для зубчатого ремня











KIT				
CT654K1	CT654 CT654	V56000 V56001		
CT660K1	CT660		V55401	
CT662K1	CT662	V55801		
CT663K1	CT663	V55207		
CT669K1	CT669	V57416		
CT670K1	CT670	V55807		
CT674K1	CT674	V56802		
CT680K2	CT680	V57700		
CT684K1	CT684	V55502	V55503	
CT685K1	CT685	V55206		
CT687K1	CT687	V55206		
CT690K1	CT690	V55202		
CT695K1	CT695	V56905	V56906	
CT700K1	CT700	V56613		
CT704K1	CT704		V55401	
CT706K1	CT706	V56905	V56906	
CT707K1	CT707	V56105		
CT708K1	CT708	V56104		
CT709K1	CT709	V55500		
CT710K1	CT710	V56602	V56603	V41028 V41060
CT711K1	CT711	V55502	V55511	
CT715K1	CT715	V57300		
CT718K1	CT718	V56600		
CT723K1	CT723	V56928	V56929	
CT724K1	CT724	V55303	V55304	
CT726K1	CT726	V55407	V55420	V41331
CT726K2	CT726	V55419	V55422	V41075 V41094
CT728K1	CT728	V55249	V55210 V55211	V41071 V41037 V41072 V41072 V71141
CT729K1	CT729	V55202		
CT731K1	CT731	V55822	V55826	
CT737K1	CT737	V56516	V56514	V71244
CT738K1	CT738	V57301		
CT738K2	CT738	V58403		
CT740K1	CT740	V57908		

KIT				
CT741K1	CT741	V56801		
CT744K1	CT744	V56600		
CT745K1	CT745	V56800		
CT748K4	CT748	V55307	V55368	
CT748K5	CT748	V55308	V55368	
CT748K6	CT748	V55316	V55368	
CT749K1	CT749	V55514		
CT750K1	CT750	V55514		
CT754K1	CT754	V56600		
CT754K2	CT754	V56618		
CT755K1	CT755	V55417	V55406	
CT757K1	CT757	V57704		
CT759K1	CT759	V56512	V56515	V71244
CT760K1	CT760	V55510	V55511	
CT760K2	CT760	V55510	V55511 V55561	
CT763K1	CT763	V57401		
CT765K1	CT765	V57013	V57015	
CT769K1	CT769	V57002	V57003	V71263
CT772K1	CT772	V56623	V56603	V41028 V41060 V49002
CT773K1	CT773	V57401		
CT774K1	CT774	V57013	V57015	
CT775K1	CT775	V56623	V56603	V41028 V41060 V49002
CT781K1	CT781	V56810	V56809	
CT781K2	CT781	V58402	V58401	
CT781K3	CT781	V56810	V56815	
CT782K1	CT782 CT782	V56010 V56010 V56010 V56010		
CT786K1	CT786	V56821	V56820	
CT787K1	CT787	V57006	V57007	V71260
CT788K1	CT788	V57908		
CT790K1	CT790	V57013	V57014	
CT791K1	CT791	V55436	V55437	
CT792K1	CT792	V58100	V58101 V58101 V58102	

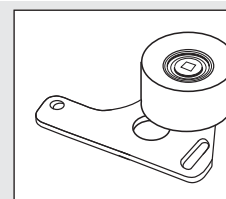

Zahnriemen Kit
Timing Belt Kit
Kit de courroie de distribution
Kit de correa de distribución
Kit cinghia sincrona
Комплет ремня ГРМ / Набор для зубчатого ремня











KIT				
CT792K2	CT792	V58107	V58101 V58101 V58102	
CT793K1	CT793	V57703		
CT794K1	CT794	V57400		
CT799K1	CT799	V57406		
CT800K1	CT800	V57407		
CT801K1	CT801	V57310		
CT803K1	CT803	V56109		
CT805K1	CT805	V57317		
CT810K1	CT810	V57909	V57910	
CT821K1	CT821	V57321		
CT824K1	CT824	V57702		
CT825K1	CT825	V56500		
CT827K1	CT827	V56900		
CT828K1	CT828	V56920	V56917	
CT829K1	CT829	V57010	V57009 V57008	
CT836K1	CT836	V57315	V58400	
CT839K1	CT839	V57315	V58400	
CT840K1	CT840	V55502	V55503	
CT840K2	CT840	V55502	V55503 V55567	
CT841K1	CT841	V57321		
CT842K1	CT842	V57308	V57305	
CT843K1	CT843	V56807	V56808	
CT845K1	CT845	V55427		
CT846K1	CT846	V55428		V41154 V71180 V31200
CT846K2	CT846	V55719		V41154 V71180
CT847K1	CT847	V55428		V31200
CT848K3	CT848	V55413		V71179 V31209
CT848K4	CT848	V55421		V41057 V31191 V71157
CT850K1	CT850	V56900		
CT853K1	CT853	V55536	V55524 V55532	

KIT				
CT854K1	CT854	V56516	V56514	
CT855K1	CT855	V56512	V56515	V71245
CT861K1	CT861	V55837		
CT862K1	CT862	V57403		V71156
CT863K1	CT863	V57403		V71156
CT864K1	CT864	V56607 V56621		
CT865K1	CT865	V55901		
CT866K1	CT866	V55315		
CT867K1	CT867	V55405		V71157 V31214
CT867K2	CT867	V55426		V31213 V71225
CT867K3	CT867	V55414	V55415	V41094 V31213 V71225
CT867K4	CT867	V55426	V55415	V41094 V71225 V31213
CT869K1	CT869	V55402		V71157 V31191
CT869K2	CT869	V55438		V71157 V31191
CT870K1	CT870	V55306	V55314 V55314	
CT871K1	CT871	V55306	V55314 V55311	
CT871K2	CT871	V55306	V55305	
CT872K1	CT872	V55402		V71157 V31191
CT872K2	CT872	V55438		V71157 V31191
CT873K1	CT873	V55327	V55312 V55313	V41048 V41175 V41247 V41248
CT874K1	CT874	V55302		V41030
CT877K1	CT877	V55835	V55851	
CT877K2	CT877	V55850	V55851	
CT877K3	CT877	V55853	V55842	
CT878K1	CT878	V55831		
CT879K1	CT879	V55832	V55833	

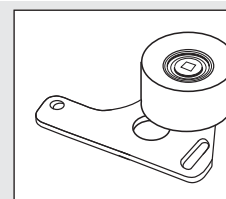

Zahnriemen Kit
Timing Belt Kit
Kit de courroie de distribution
Kit de correa de distribución
Kit cinghia sincrona
Комплет ремня ГРМ / Набор для зубчатого ремня










KIT				
CT880K2	CT880	V55853	V55842	
CT881K1	CT881	V55218		V41239 V41239 V41225
CT881K2	CT881	V55226		V41239 V41239 V41217
CT881K3	CT881	V55282		V41239 V41239 V41224 V41217 V41218
CT881K4	CT881	V55226		V41239 V41239 V41225
CT881K5	CT881	V55282		V41239 V41239 V41224 V41352
CT881K6	CT881	V57118		V41352
CT884K1	CT884	V55321	V55322	V49003 V49037 V49038 V79002
CT887K1	CT887	V59002	V59001	
CT891K1	CT891	V56628	V56631	
CT895K1	CT895	V57704		
CT898K1	CT898	V57704		
CT899K1	CT899	V57002	V57003 V57044	
CT901K1	CT901(SET)	V55204 V55214	V55205	V41027 V41068 V41069 V41070
CT901K2	CT901(SET)	V55217 V55214	V55205	V41027 V41068 V41069 V41070
CT901K3	CT901(SET)	V55219 V55220 V55214		V41027 V41027 V41068 V41070
CT901K4	CT901(SET)	V55217	V55205	V41027
CT902K1	CT902	V56511	V56518	
CT906K1	CT906	VSKF56602	VSKF56603	VSKF41060 VSKF79011
CT906K2	CT906	V56602	V55964	

KIT				
CT908K1	CT908	V55443		V71307 V31200
CT909K10	CT909	V56364	V56365	V31200 V71171
CT909K2	CT909	V55442	V56383	V41350
CT909K3	CT909	V55442 V55493		
CT909K4	CT909	V56364	V56383	V71171 V31200 V41350
CT909K6	CT909	V55765 V55493		
CT909K7	CT909	V55765	V56383	V41350
CT909K9	CT909	V55781 V55782		
CT910K1	CT910	V59003		
CT914K1	CT914	V55447 V55478		V41093 V41097 V71176 V71225 V31210
CT915K1	CT915	V55500		
CT918K1	CT918	V56036	V55842	
CT919K1	CT919	V55709 V55440		
CT919K2	CT919	V55440	V55441	V41096
CT919K4	CT919	V55709 V55440	V55441	V41096
CT919K5	CT919	V55709 V55729	V55441	V41096
CT920K1	CT920	V55490	V55453	V41075
CT920K2	CT920	V55490 V55492 V55711	V55453	V41075
CT920K3	CT920	V55727 V55728	V55705 V55704	
CT920K4	CT920	V55490 V55499 V55711	V55453	V41075
CT920K5	CT920	V55727 V55728	V55705 V55704 V55704	
CT920K6	CT920	V55727 V55498	V55705 V55704 V55704	

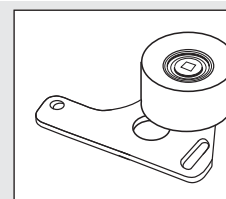

Zahnriemen Kit
Timing Belt Kit
Kit de courroie de distribution
Kit de correa de distribución
Kit cinghia sincrona
Комплет ремня ГРМ / Набор для зубчатого ремня







KIT				
CT921K1	CT921	V55536	V55537	
CT921K2	CT921	V57313		
CT924K1	CT924	V55342	V55314 V55314	
CT926K1	CT926	V55439		
CT927K1	CT927	V55801		
CT929K2	CT929	V56104		
CT931K1	CT931	V55804		
CT933K1	CT933	V56812		
CT935K1	CT935	V55502	V55503	
CT935K2	CT935	V55502	V55503 V55561	
CT937K1	CT937	V58402	V58401	
CT937K2	CT937	V58428	V58401	
CT939K1	CT939		V55401	
CT939K2	CT939	V55446		V41099 V41146 V71261
CT939K3	CT939	V55477		V41099 V41146 V71261
CT939K4	CT939	V55445		V41099 V71261
CT939K5	CT939	V55445		V41099 V41146 V71261
CT940K1	CT940	V55502	V55539	
CT940K2	CT940	V55502	V55539 V55561	
CT940K3	CT940	V55604	V55539	V41179
CT941K1	CT941	V57319	V58400	
CT942K1	CT942	V58403	V58404	
CT945K1	CT945	V55426	V55415	V41094 V71225 V31213
CT945K2	CT945	V55736	V55415	V41094 V71225 V31213
CT946K1	CT946	V55491	V55433 V55441	V41098 V41073 V41164 V71225 V31213
CT947K1	CT947	V55853	V55842	

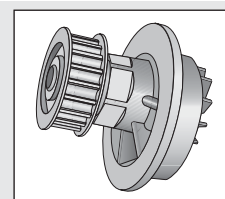
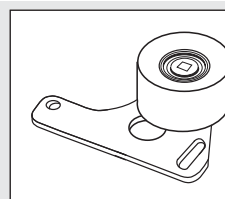

KIT				
CT947K2	CT947	V55850	V55851	
CT949K1	CT949	V55502	V55511	
CT949K2	CT949	V55502	V55511 V55561	
CT950K1	CT950	V56122		
CT951K1	CT951	V55924 V55923		
CT954K1	CT954	V56111	V56110	
CT955K1	CT955	V55901	V56603	V41028 V41060
CT955K2	CT955	V55938	V56603	V41028 V41060
CT957K1	CT957(SET)	V55456 V55461	V55455 V55458	V41092 V41098 V41449
CT957K2	CT957(SET)	V55456 V55460	V55455 V55458	V41092 V41098 V41449
CT957K3	CT957(SET)	V55456 V55461	V55455	V41092 V41449
CT959K1	CT959	V59000		
CT968K1	CT968	V56036	V55842	
CT968K2	CT968	V56036	V55898	V41102 V71184
CT970K1	CT970	V55878		
CT972K1	CT972	V57005	V57007	V71260
CT973K1	CT973	V55801		
CT974K1	CT974	V56137		
CT975K2	CT975	V55327	V55312 V55313	V41048 V41175 V41247 V41248
CT975K3	CT975	V55327	V55312 V55373	V41048 V41247 V41248
CT977K1	CT977	V55555	V55540 V55565	V71223 V71224 V71221
CT977K2	CT977	V55555	V55540 V55587	V71223 V71224 V71221

Zahnriemen Kit
Timing Belt Kit
Kit de courroie de distribution
Kit de correa de distribución
Kit cinghia sincrona
Комплет ремня ГРМ / Набор для зубчатого ремня



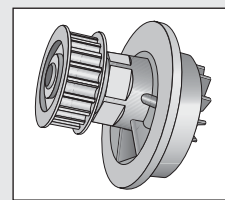
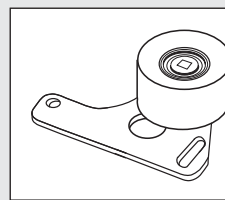

KIT				
CT977K3	CT977	V55555	V55540 V55633	V41443 V71360 V71223 V71224 V71221
CT978K1	CT978	V55227	V55228	
CT978K2	CT978	V55227	V55229 V55230	
CT979K1	CT979	V55541	V56515	
CT979K2	CT979	V56536	V56515	
CT981K1	CT981	V55541	V56515	
CT982K1	CT982	V56521	V56522	
CT983K1	CT983	V55239		
CT986K2	CT986	V55997	V55964	V41137
CT987K1	CT987	V55921	V55922	V41161
CT987K2	CT987	V55997	V55964	V41137
CT988K2	CT988	V55622		
CT988K3	CT988	V55635		
CT989K1	CT989		V55826 V55826	
CT990K1	CT990	VSKF06646	VSKF06645	VSKF06641 VSKF06641 VSKF06642 VSKF06643 VSKF06647
CT990K2	CT990	VSKF06653	VSKF06652	VSKF06648 VSKF06649 VSKF06649 VSKF06650 VSKF06654
CT991K1	CT991	V57307		
CT991K3	CT991	V57318		
CT994K1	CT994	V57026	V57027 V57028 V57029	
CT995K2	CT995	V56036	V55898	V41102 V71184
CT996K1	CT996	V57203	V57204	
CT997K1	CT997	V55801		
CT998K1	CT998	V56901	V56902	
CT999K1	CT999	V55801		

Zahnriemen Kit + Wasserpumpe
Timing Belt Kit + Water Pump
Kit de courroie de distribution + Pompe à eau
Kit de correa de distribución + Bomba de agua
Kit cinghia sincrona + Pompa acqua
Комплет ремня ГРМ / Набор для зубчатого ремня
+ водяной насос



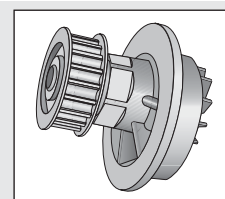
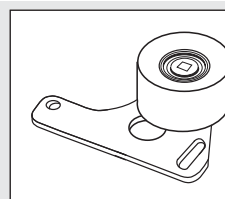

KIT						KIT					
CT1010WP1	CT1010	V56560	V56522		WP6077	CT1051WP1	CT1051	V55766	V55735 V55767	V41091 V31183 V31211 V41151 V41216	WP6006
CT1015WP1	CT1015	V55703 V55498 V55710	V55707	V41095 V71243	WP6073						
CT1025WP2	CT1025	V55580		V41179	WP6074	CT1051WP2	CT1051	V55766	V55735 V56303	V41140 V31183 V31211 V41151 V41216	WP6006
CT1028WP1	CT1028	V55739	V55735	V31183 V31211	WP6040						
CT1028WP2	CT1028	V55739	V55735	V31183 V31211	WP6016						
CT1028WP3	CT1028	V55739	V55735	V31183 V31211	WP6001	CT1061WP1	CT1061	V56622	V56625		WP6012
CT1028WP4	CT1028	V55739	V55735	V31183 V31211	WP6003	CT1061WP2	CT1061	V56609	V56610		WP6045
CT1028WP5	CT1028	V55739	V55735	V31183 V31211	WP6006	CT1061WP3	CT1061	V56622	V56625		WP6085
CT1028WP6	CT1028	V55489 V55715	V55465	V41073 V31183	WP6016	CT1063WP1	CT1063	V55921	V55922	V41060 V41161	WP6002
CT1028WP7	CT1028	V55494 V55495	V55465	V41073 V31183	WP6016	CT1063WP2	CT1063	V55953	V55954	V41329	WP6018
CT1035WP1	CT1035	V55581		V41109 V41144	WP6019	CT1064WP2	CT1064	V55605		V41178	WP6024
CT1035WP2	CT1035	V55581		V41109 V41143	WP6019	CT1065WP1	CT1065	V55943	V55907		WP6030
CT1035WP3	CT1035	V55581		V41109 V41143	WP6008	CT1065WP2	CT1065	V56638	V56642		WP6030
CT1035WP4	CT1035	V55581		V41109 V41143	WP6090	CT1066WP1	CT1066	V55958			WP6079
CT1037WP1	CT1037	V55971	V55972	V41060 V41161	WP6075	CT1067WP1	CT1067	V55958			WP6079
CT1043WP1	CT1043	V56951 V56959	V56943		WP6049	CT1077WP1	CT1077	V55351	V55356	V41110 V41110	WP6071
CT1043WP2	CT1043	V56951 V56959	V56943		WP6056	CT1088WP3	CT1088	V56368	V56383 V55773	V41092 V31211 V31203 V41350	WP6086
CT1044WP1	CT1044	V55491	V55433 V55441 V55457	V41073 V41098 V71225 V71225 V31213 V31213	WP6005						
CT1045WP1	CT1045	V55572			WP6081	CT1088WP4	CT1088	V56368	V56383 V55773	V41092 V31211 V31203 V41350	WP6010
CT1049WP1	CT1049	V55852			WP6042	CT1091WP1	CT1091	V55973	V55969		WP6075
						CT1092WP1	CT1092	V55953	V55954		WP6014
						CT1101WP1	CT1101	V55974	V55968		WP6088
						CT1105WP2	CT1105	V56036	V55898	V41138 V41220 V41102 V31268 V71184	WP6069
						CT1106WP1	CT1106	V56036	V55898	V41138 V41220 V41221 V41222 V31268 V71184	WP6015

Zahnriemen Kit + Wasserpumpe
Timing Belt Kit + Water Pump
Kit de courroie de distribution + Pompe à eau
Kit de correa de distribución + Bomba de agua
Kit cinghia sincrona + Pompa acqua
Комплет ремня ГРМ / Набор для зубчатого ремня
+ водяной насос



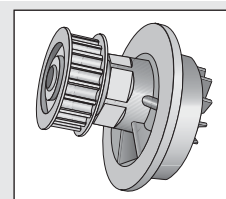
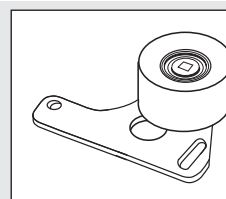

KIT						KIT					
CT1115WP1	CT1115	V56015			WP6042	CT1179WP2	CT1179	V55519	V55565	V41144 V71223 V71224 V71221	WP6009
CT1130WP1	CT1130	V55555	V55587	V71223 V71224 V71221 V71222 V41142	WP6074	CT1179WP3	CT1179	V55566	V55640	V41144 V71380 V71223 V71224 V71221	WP6009
CT1130WP2	CT1130	V55555	V55633	V71223 V71224 V71221 V71360 V41443	WP6074	CT1179WP4	CT1179	V55519	V55640	V41144 V71380 V71223 V71224 V71221	WP6009
CT1134WP1	CT1134	V56340	V55735 V55465 V55767	V41152 V31183 V31211 V41168 V41169	WP6047	CT504WP1	CT504				WP6065
CT1134WP2	CT1134	V56340	V55735 V55465 V55767	V41152 V31183 V31211 V41168 V41169	WP6003	CT539WP1	CT539		V55403		WP6066
CT1138WP1	CT1138	V55949	V55950	V41049	WP6078	CT540WP1	CT540		V55301		WP6067
CT1139WP2	CT1139	V56349	V56376 V56350 V55441	V41152 V31183 V41151 V31211 V41169 V41288 V41288 V41288	WP6047	CT558WP1	CT558				WP6061
CT1139WP6	CT1139	V56349	V56376 V56350 V55441	V41152 V31183 V41151 V31211 V41169 V41288 V41288 V41288	WP6072	CT607WP1	CT607	V56600			WP6007
CT1143WP1	CT1143				WP6092	CT629WP1	CT629				WP6034
CT1148WP1	CT1148	V55881	V55882		WP6089	CT633WP1	CT633				WP6050
CT1149WP1	CT1149	V55850	V55851		WP6037	CT660WP1	CT660		V55401		WP6062
CT1155WP1	CT1155	V56036	V55898		WP6069	CT704WP1	CT704		V55401		WP6060
CT1162WP1	CT1162	V56675	V56665		WP6014	CT709WP1	CT709	V55500			WP6031
CT1179WP1	CT1179	V55566	V55565	V41144 V71223 V71224 V71221	WP6009	CT709WP2	CT709	V55500			WP6035
						CT718WP1	CT718	V56600			WP6007
						CT720WP1	CT720				WP6052
						CT726WP2	CT726	V55419	V55422	V41075 V41094	WP6053
						CT728WP1	CT728	V55249	V55210 V55211	V41071 V41037 V41072 V41072 V71141	WP6082
						CT732WP1	CT732				WP6034
						CT744WP1	CT744	V56600			WP6026
						CT754WP1	CT754	V56600			WP6076
						CT772WP1	CT772	V56623	V56603	V41028 V41060 V49002	WP6036
						CT845WP1	CT845	V55427			WP6020
						CT846WP1	CT846	V55428		V41154 V71180 V31200	WP6022






Zahnriemen Kit + Wasserpumpe
Timing Belt Kit + Water Pump
Kit de courroie de distribution + Pompe à eau
Kit de correa de distribución + Bomba de agua
Kit cinghia sincrona + Pompa acqua
Комплет ремня ГРМ / Набор для зубчатого ремня
+ водяной насос



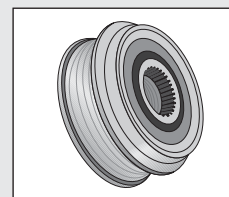
KIT						KIT					
CT846WP2	CT846	V55719		V41154 V71180	WP6022	CT908WP1	CT908	V55443		V71307 V31200	WP6010
CT846WP3	CT846	V55428		V41154 V71180 V31200	WP6020	CT908WP2	CT908	V55443		V71307 V31200	WP6041
CT847WP1	CT847	V55428		V31200	WP6020	CT909WP1	CT909	V55442 V55493			WP6041
CT870WP2	CT870	V55306	V55314 V55314		WP6039	CT909WP2	CT909	V56364	V56365	V31200 V71171	WP6041
CT873WP1	CT873	V55327	V55312 V55313	V41048 V41175 V41247 V41248	WP6033	CT909WP3	CT909	V56364	V56365	V31200 V71171	WP6010
CT873WP2	CT873	V55327	V55312 V55313	V41048 V41175 V41247 V41248	WP6021	CT909WP4	CT909	V55765 V55493			WP6041
CT873WP4	CT873	V55327	V55312 V55313	V41048 V41175 V41247 V41248	WP6025	CT915WP1	CT915	V55500			WP6011
CT874WP1	CT874	V55302		V41030	WP6043	CT915WP2	CT915	V55500			WP6091
CT874WP2	CT874	V55302		V41030	WP6017	CT920WP2	CT920	V55727 V55728	V55705 V55704 V55704		WP6057
CT874WP5	CT874	V55302		V41030	WP6058	CT920WP3	CT920	V55490 V55492 V55711	V55453	V41075	WP6053
CT877WP1	CT877	V55835	V55851		WP6037	CT921WP1	CT921	V55536	V55537		WP6028
CT877WP2	CT877	V55850	V55851		WP6037	CT924WP1	CT924	V55342	V55314 V55314		WP6039
CT881WP1	CT881	V55226		V41217 V41239 V41239	WP6070	CT927WP1	CT927	V55801			WP6038
CT881WP2	CT881	V55282		V41239 V41239 V41224 V41217 V41218	WP6080	CT939WP1	CT939		V55401		WP6051
CT887WP1	CT887	V59002	V59001		WP6068	CT939WP2	CT939	V55446		V41099 V41146 V71261	WP6027
CT887WP2	CT887	V59002	V59001		WP6048	CT939WP3	CT939	V55477		V41099 V41146 V71261	WP6027
CT901WP1	CT901(SET)	V55219 V55220 V55214		V41027 V41027 V41068 V41070	WP6055	CT939WP4	CT939	V55445		V41099 V71261	WP6027
CT901WP2	CT901(SET)	V55219 V55220 V55214		V41027 V41027 V41068 V41070	WP6064	CT939WP5	CT939	V55445		V41099 V41146 V71261	WP6027
CT901WP3	CT901(SET)	V55219 V55220 V55214		V41027 V41027 V41068 V41070	WP6054	CT939WP6	CT939	V55477		V41099 V41146 V71261	WP6059
CT906WP1	CT906	V56602	V56603	V41060	WP6026	CT957WP1	CT957(SET)	V55456 V55461	V55455 V55458	V41092 V41098 V41449	WP6004
						CT957WP2	CT957(SET)	V55456 V55461	V55455 V55458	V41092 V41098 V41449	WP6029
						CT957WP3	CT957(SET)	V55456 V55461	V55455	V41092 V41449	WP6004

Zahnriemen Kit + Wasserpumpe
Timing Belt Kit + Water Pump
Kit de courroie de distribution + Pompe à eau
Kit de correa de distribuição + Bomba de água
Kit cinghia sincrona + Pompa acqua
Комплет ремня ГРМ / Набор для зубчатого ремня
+ водяной насос



KIT					
CT957WP4	CT957(SET)	V55456 V55460	V55455 V55458	V41092 V41098 V41449	WP6004
CT968WP1	CT968	V56036	V55842		WP6015
CT968WP2	CT968	V56036	V55898	V41102 V71184	WP6015
CT973WP1	CT973	V55801			WP6038
CT973WP2	CT973	V55801			WP6063
CT974WP1	CT974	V56137			WP6083
CT975WP1	CT975	V55327	V55312 V55373	V41048 V41247 V41248	WP6033
CT975WP2	CT975	V55327	V55312 V55373	V41048 V41247 V41248	WP6021
CT975WP3	CT975	V55327	V55312 V55373	V41048 V41247 V41248	WP6025
CT975WP5	CT975	V55327	V55312 V55313	V41048 V41175 V41247 V41248	WP6021
CT975WP6	CT975	V55327	V55312 V55313	V41048 V41175 V41247 V41248	WP6025
CT978WP1	CT978	V55227	V55228		WP6084
CT979WP1	CT979	V55541	V56515		WP6046
CT979WP2	CT979	V56536	V56515		WP6046
CT986WP2	CT986	V55997	V55964	V41137	WP6002
CT987WP1	CT987	V55921	V55922	V41161	WP6002
CT987WP2	CT987	V55997	V55964	V41137	WP6002
CT988WP1	CT988	V55622			WP6044
CT988WP2	CT988	V55622			WP6031
CT995WP1	CT995	V56036	V55898	V41102 V71184	WP6015
CT997WP1	CT997	V55801			WP6032
CT999WP1	CT999	V55801			WP6032

Generatorfreilauf
Overrunning Alternator Pulley
Poulie débrayable d'alternateur
Polea libre del alternador
Puleggia a ruota libera per alternatore
Муфта свободного хода генератора



Erstausrüsterqualität ist der beste Ersatz. Das gilt auch für unsere neuen Generatorfreiläufe (OAP) und Generatorentkoppler (OAD). Beide Komponenten sind optimal auf die Keilrippenriemen abgestimmt.

Durch die Drehungleichförmigkeiten der Kurbelwelle kommt es bei Nebenaggregatetrieben mit starrer Generator-Riemenscheibe zu Schwingungen und Schlupf des Keilrippenriemens. Dies führt zu unerwünschten Geräuschentwicklungen, Vibrationen, erhöhter Materialbeanspruchung und erhöhtem Verbrauch. Außerdem behindert die hohe Massenträgheit des Generators ein schnelles Absenken der Drehzahl, zum Beispiel beim Schaltvorgang.

Um diese Nachteile zu beseitigen, befindet sich in vielen Fahrzeugen konstruktionsseitig ein Generatorfreilauf oder Generatorentkoppler.

Der Generatorfreilauf tilgt durch seine Freilaufkupplung die Schwingungen, die durch die Drehungleichförmigkeiten der Kurbelwelle im Riemetrieb entstehen und ermöglicht zusätzlich eine schnelle Verringerung der Motordrehzahl bei plötzlichen Lastwechseln.

Der Generatorentkoppler entkoppelt zusätzlich durch sein integriertes Feder-Dämpfer-System den Keilrippenriemen vom Generator und kann so auftretende Resonanzschwingungen effektiver tilgen.

Original quality is the best replacement. The same applies to our new overrunning alternator pulleys (OAP) and overrunning alternator decouplers (OAD). Both components are optimally tuned to the V-ribbed belts.

Due to the rotational irregularities of the crankshaft, vibration and slip arises on the V-ribbed belt when auxiliary assemblies have rigid alternator belt pulleys. This leads to undesirable noise buildup, vibrations, higher material stress and a rise in consumption. In addition, the large rotating mass in the alternator prevents the rotational speed from falling quickly, for instance during a gear shift.

To eliminate these disadvantages, many vehicles are equipped with an overrunning alternator pulley or overrunning alternator decoupler.

With its overrunning clutch, the overrunning alternator pulley absorbs vibrations that arise in the belt drive as a result of the rotational irregularities of the crankshaft, and also makes it possible to reduce the engine speed quickly in the case of sudden load alteration.

With its integrated spring/damper system, the alternator decoupler also decouples the V-ribbed belt from the alternator, thus effectively absorbing resonant vibrations that may arise.

La qualité d'origine est la meilleure recharge. Cela s'applique également à nos nouvelles poulies à roue-libre d'alternateur (OAP) et découpleurs d'alternateur (OAD). Les deux composants sont adaptés de manière optimale aux courroies striées.

Les irrégularités de rotation du vilebrequin causent des vibrations et un glissement de la courroie striée dans les transmissions de groupes auxiliaires. Cela provoque la formation de bruits indésirables, de vibrations, une sollicitation du matériel plus importante et une consommation plus élevée. L'inertie des masses de l'alternateur empêche en outre la réduction rapide du nombre de tours, lors du changement de rapport par exemple.

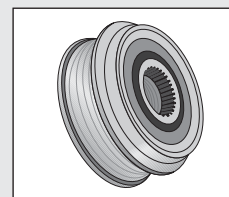
Afin d'éliminer ces inconvénients, on trouve dans de nombreux véhicules une poulie à roue-libre d'alternateur ou un découpleur d'alternateur.

Grâce à son accouplement à roue-libre, cette poulie d'alternateur amortit les vibrations résultant des irrégularités de rotation du vilebrequin au cours de la transmission par courroie et permet en plus une réduction rapide du régime moteur lors de variations soudaines de charge.

Le découpleur d'alternateur désaccouple en plus la courroie striée de l'alternateur grâce à son système d'amortissement à ressorts et atténue ainsi plus efficacement les vibrations de résonance.



Generatorfreilauf
Overrunning Alternator Pulley
Poulie débrayable d'alternateur
Polea libre del alternador
Puleggia a ruota libera per alternatore
Муфта свободного хода генератора



La calidad original es el mejor recambio. Esto también es válido para nuestras nuevas poleas libres del alternador (OAP) y desacoplador libre del alternador (OAD). Ambos componentes están adaptados de forma óptima a las correas acanaladas.

Debido a las rotaciones del cigüeñal, en transmisiones de grupos auxiliares con polea de correa del alternador rígida se dan vibraciones y derrapes de correa lo que provoca ruidos no deseados, vibraciones, un mayor esfuerzo del material y un consumo más alto. Además, la elevada inercia del alternador impide un rápido descenso del régimen de revoluciones por ejemplo al cambiar las marchas.

Para solucionar estas desventajas, muchos vehículos están equipados con una polea libre de alternador o un desacoplador libre del alternador.

La polea libre de alternador amortigua con su acoplamiento de marcha libre las vibraciones que resultan de las rotaciones del cigüeñal en la transmisión por correa y permite una rápida reducción de revoluciones del motor al cambiar rápidamente de carga.

Con su sistema integrado de resorteamortiguador, el desacoplador libre desacopla adicionalmente la correa acanalada del alternador, pudiendo amortiguar así eficazmente las vibraciones de resonancia aparecidas.

Il miglior ricambio: la qualità originale. Ciò vale anche per le nostre nuove pulegge per alternatore (OAP) e disaccoppiatori per alternatore (OAD). Entrambi i componenti sono ottimali per le cinghie trapezoidali scanalate.

A causa della rotazione non uniforme dell'albero motore, negli organi di trasmissione di gruppi ausiliari con puleggia rigida dell'alternatore si verificano vibrazioni e scorrimenti della cinghia trapezoidale scanalata. Questo porta a rumori indesiderati, a vibrazioni, ad una maggiore sollecitazione dei materiali e ad un maggior consumo. L'alto momento di inerzia dell'alternatore ostacola inoltre la rapida riduzione del numero di giri, ad esempio al cambio della marcia.

Per eliminare questi svantaggi, in molti veicoli si trova una puleggia per alternatore o un disaccoppiatore per alternatore.

Mediante il suo giunto a ruota libera, la puleggia dell'alternatore elimina le vibrazioni generate nella cinghia di trasmissione dalla rotazione non uniforme dell'albero motore e consente anche la rapida riduzione del numero di giri del motore in caso di improvvise variazioni di carico.

Grazie al suo sistema di smorzamento a molla integrato, il disaccoppiatore per alternatore disaccoppia inoltre la cinghia trapezoidale scanalata dall'alternatore, annullando efficacemente le vibrazioni di risonanza che si manifestano.

Качество заводской комплектации – такой должна быть наилучшая запасная часть. Это также действительно для наших новых обгонных муфты генератора (OAP) и обгонных разобщающих муфт генератора (OAD). Оба компонента оптимально подходят к поликлиновым ремням.

Из-за неравномерности вращения коленчатого вала в приводах вспомогательных агрегатов с неподвижным шкивом генератора возникают колебания и происходит проскальзывание поликлинового ремня. Это ведет к возникновению нежелательных шумов, вибрации, повышенным нагрузкам на материалы и повышенному износу. Кроме того, высокая инерция масс генератора препятствует быстрому уменьшению числа оборотов, например, во время переключения.

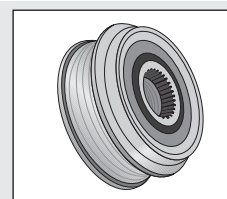
Для устранения этих недостатков во многих транспортных средствах имеется обгонная муфта генератора или обгонная разобщающая муфта генератора.

Обгонная муфта генератора гасит колебания, которые возникают из-за неравномерности вращения коленчатого вала в ременном приводе, и, кроме того, позволяет быстро уменьшить число оборотов двигателя в случае внезапного изменения нагрузки.

Обгонная разобщающая муфта генератора благодаря своей встроенной пружинной амортизирующей системе также отделяет поликлиновый ремень от генератора и тем самым более эффективно гасит возникающие резонансные колебания.



Generatorfreilauf
Overrunning Alternator Pulley
Poulie débrayable d'alternateur
Polea libre del alternador
Puleggia a ruota libera per alternatore
Муфта свободного хода генератора



AP9001



AP9002



AP9003



AP9004



AP9005



AP9006



AP9007



AP9008



AP9009



AP9010



AP9011



AP9012



AP9013



AP9014



AP9015



AP9016



AP9017



AP9018

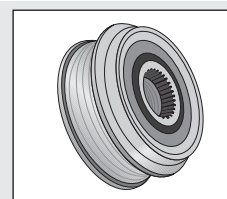


AP9019



AP9020

Generatorfreilauf
Overrunning Alternator Pulley
Poulie débrayable d'alternateur
Polea libre del alternador
Puleggia a ruota libera per alternatore
Муфта свободного хода генератора



AP9021



AP9022



AP9024



AP9025



AP9026



AP9027



AP9028



AP9029



AP9030



AP9031



AP9032



AP9033



AP9034



AP9036



AP9037



AP9038



AP9039



AP9040

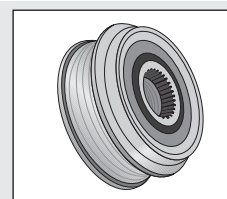


AP9041



AP9042

Generatorfreilauf
Overrunning Alternator Pulley
Poulie débrayable d'alternateur
Polea libre del alternador
Puleggia a ruota libera per alternatore
Муфта свободного хода генератора



AP9043



AP9044



AP9045



AP9046



AP9047



AP9048



AP9049



AP9050



AP9051



AP9052



AP9053



AP9054



AP9055



AP9056



AP9057



AP9058



AP9059



AP9060

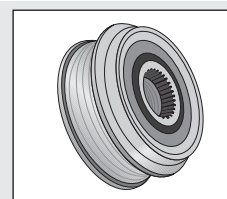


AP9061



AP9062

Generatorfreilauf
Overrunning Alternator Pulley
Poulie débrayable d'alternateur
Polea libre del alternador
Puleggia a ruota libera per alternatore
Муфта свободного хода генератора



AP9063



AP9064



AP9065



AP9066



AP9067



AP9068



AP9069



AP9070



AP9071



AP9072



AP9073



AP9074



AP9075



AP9076



AP9077



AP9078



AP9079



AP9080

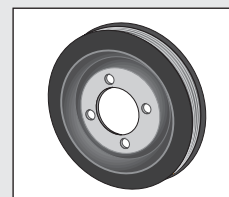


AP9081



AP9082

Torsionsschwingungsdämpfer
Torsional Vibration Damper
Amortisseur de vibrations de torsion
Amortiguador de vibraciones de torsión
Smorzatore di vibrazioni torsionali
Гаситель крутильных колебаний



Erstausrüsterqualität ist der beste Ersatz. Das gilt auch für unsere neuen Torsionsschwingungsdämpfer. Die Riemenscheiben sind optimal auf die Keilrippenriemen abgestimmt.

Torsionsschwingungsdämpfer (TSD) übernehmen im Antriebssystem moderner Motoren eine zentrale Funktion: Sie dämpfen die Vibrationen der Kurbelwelle. So werden Antriebsriemen und Aggregate geschont. Bei entkoppelten Torsionsschwingungsdämpfern (eTSD) wird zusätzlich der Riemetrieb der Nebenaggregate entkoppelt. Die durch Drehungleichförmigkeiten der Kurbelwelle auftretenden Resonanzschwingungen werden so besonders effektiv getilgt. Damit das Antriebssystem reibungslos funktioniert, sollte beim Riemenwechsel immer der Zustand des TSD/eTSD geprüft und der TSD/eTSD ggf. mitgewechselt werden. Zudem ist es wirtschaftlich sinnvoll, gleich alle Komponenten des Antriebssystems bei ersten Anzeichen von Verschleiß in einem Arbeitsgang zu erneuern. Spätestens bei sichtbaren Schäden an der Gummispur ist der Torsionsschwingungsdämpfer zu erneuern.

Original quality is the best replacement. The same applies to our new torsional vibration dampers. The belt pulleys are optimally tuned to the V-ribbed belts.

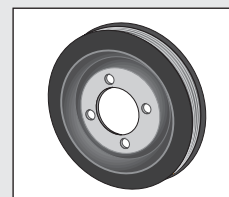
In the drive system of modern engines, torsional vibration dampers (TVDs) have a key function to perform: They dampen the vibrations from the crankshaft, thus protecting the drive belts and assemblies. In the case of torsional vibration damper isolators (TVDi), the belt drive of the auxiliary assemblies is also decoupled. Resonant vibrations that arise as a result of the rotational irregularities of the crankshaft are absorbed highly effectively. To ensure that the drive system functions smoothly, the TVD/TVDi should always be checked when the belt is replaced, and replaced along with the belt if necessary. From an economic point of view, it makes sense to replace all the drive components in one procedure at the first sign of wear. The torsional vibration damper is to be replaced at the latest when damage is evident in the rubber track.

La qualité d'origine est la meilleure recharge. Ceci est également valable pour notre nouvel amortisseur de vibrations de torsion. Nos poulies sont adaptées de manière optimale aux courroies striées.

Les amortisseurs de vibrations de torsion (AVT) assument une fonction centrale dans le système de transmission des moteurs modernes : ils amortissent les vibrations du vilebrequin, ménageant de ce fait les courroies de transmission et les composants. Dans le cas des amortisseurs de vibrations de torsion désaccouplés (AVTd), la transmission par courroie des composants auxiliaires est également désaccouplée. Les vibrations de résonance dues aux irrégularités de rotation du vilebrequin sont ainsi efficacement atténuées. Pour que le système de transmission fonctionne sans problème, il est recommandé de toujours vérifier l'état de l'AVT ou de l'AVTd lors du changement de courroie et de le remplacer en même temps le cas échéant. En outre, il est bien plus économique de toujours remplacer tous les composants d'un système de transmission en même temps aux premiers signes d'usure. L'amortisseur de vibrations de torsion doit être remplacé au plus tard lors de l'apparition de dommages visibles au niveau de la couche de caoutchouc.



Torsionsschwingungsdämpfer
Torsional Vibration Damper
Amortisseur de vibrations de torsion
Amortiguador de vibraciones de torsión
Smorzatore di vibrazioni torsionali
Гаситель крутильных колебаний



La calidad original es el mejor recambio. Esto también es válido para nuestros nuevos amortiguadores de vibraciones de torsión. Las poleas están adaptadas de forma óptima a las correas acanaladas.

En los sistemas de transmisión de motores modernos, los amortiguadores de vibraciones de torsión (AVT) asumen una función central: amortiguan las vibraciones del cigüeñal, así protegen las correas de transmisión y los equipos relevantes. En los amortiguadores de vibraciones de torsión desacoplados (AVTd) se desacopla además la transmisión por correa de los equipos auxiliares. Así se amortiguan eficazmente las vibraciones de resonancia que resultan de las rotaciones del cigüeñal. A fin de que el sistema de transmisión funcione perfectamente, siempre se debería controlar el estado del AVT/AVTd en el cambio de correa y cambiarlo si fuera necesario. Además es económicamente conveniente renovar todos los componentes del sistema de transmisión en una sola reparación al primer signo de desgaste. El amortiguador de vibraciones de torsión se debe renovar lo más tarde cuando se vean daños en la franja de goma.

Il miglior ricambio: la qualità originale. Ciò vale anche per i nostri nuovi smorzatori di vibrazioni torsionali. Le pulegge della cinghia sono ottimali per le cinghie trapezoidali scanalate.

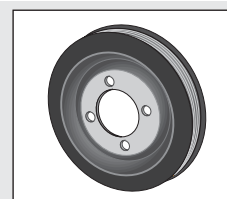
Gli smorzatori di vibrazioni torsionali (TVD) svolgono un ruolo fondamentale nei sistemi di trasmissione di moderni motori: smorzano le vibrazioni dell'albero motore, proteggendo così le cinghie di trasmissione ed i gruppi. Nel caso di smorzatori di vibrazioni torsionali disaccoppiati (TVDi) viene disaccoppiata anche la cinghia di trasmissione dei gruppi ausiliari. Le vibrazioni di risonanza derivanti dalla rotazione non uniforme dell'albero motore vengono assorbite in modo estremamente efficace. Per assicurare il funzionamento corretto del sistema di trasmissione, si raccomanda di controllare il TVD/TVDi in occasione di ogni sostituzione della cinghia e, se necessario, di sostituirlo insieme alla cinghia. Da un punto di vista economico è conveniente sostituire tutti i componenti di trasmissione in un solo passo ai primi cenni di usura. Lo smorzatore di vibrazioni torsionali deve essere sostituito almeno quando risultano evidenti danni alla frangia di gomma.

Качество заводской комплектации – такой должна быть наилучшая запасная часть. Это относится и к нашим новым гасителям крутильных колебаний. Шкивы оптимально подходят к поликлиновым ремням.

„Гасители крутильных колебаний (TSD) выполняют в системе привода современных двигателей центральную функцию: Они „гасят“ вибрации коленчатого вала. Благодаря этому приводные ремни и агрегаты подвержены меньшей нагрузке. В разоблающих „гасителях крутильных колебаний (eTSD) ременной привод вспомогательных агрегатов не имеет жесткого соединения с коленчатым валом. Благодаря этому особенно эффективно гасятся резонансные колебания, возникающие из-за неравномерности вращения коленчатого вала. Для обеспечения бесперебойного функционирования системы привода при замене ремней всегда необходимо проверять состояние гасителя крутильных колебаний/разоблающего гасителя крутильных колебаний и при необходимости заменять его. Кроме того, с точки зрения экономичности целесообразно заменять в рамках одной рабочей операции сразу все компоненты системы привода при первых признаках износа. Гаситель крутильных колебаний необходимо заменять самое позднее при возникновении видимых повреждений резиновой прокладки.



Torsionsschwingungsdämpfer
Torsional Vibration Damper
Amortisseur de vibrations de torsion
Amortiguador de vibraciones de torsión
Smorzatore di vibrazioni torsionali
Гаситель крутильных колебаний



VD1002



VD1025



VD1030



VD1031



VD1032



VD1032



VD1039



VD1062



VD1063



VD1064



VD1065



VD1067



VD1068



VD1069



VD1070



VD1073



VD1076



VD1078

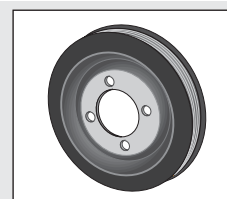


VD1079



VD1081

Torsionsschwingungsdämpfer
Torsional Vibration Damper
Amortisseur de vibrations de torsion
Amortiguador de vibraciones de torsión
Smorzatore di vibrazioni torsionali
Гаситель крутильных колебаний



VD1084



VD1085



VD1086



VD1087



VD1088



VD1089



VD1090



VD1091



VD1093



VD1094



VD1095



VD1096



VD1097



VD1098



VD1099



VD1100



VD1101



VD1102

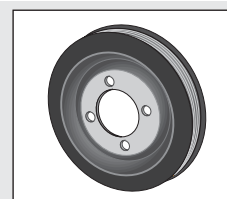


VD1103



VD1104

Torsionsschwingungsdämpfer
Torsional Vibration Damper
Amortisseur de vibrations de torsion
Amortiguador de vibraciones de torsión
Smorzatore di vibrazioni torsionali
Гаситель крутильных колебаний



VD1105



VD1106



VD1107



VD1109



VD1110



VD1112



VD1113



VD1114



VD1115



VD1116



VD1117



VD1120

Montagesätze
Mounting Sets
Jeux de montage

Kits de montage
Kit di montaggio
Монтажные наборы



MS01



MS02



MS03



MS04



MS05



MS06



MS08



MS09



MS10



MS11



MS12



MS13



MS14



MS15



MS16



MS17



MS18



MS19



MS22



MS23



MS24



MS25



MS26



MS27

Montagesätze
Mounting Sets
Jeux de montage

Kits de montage
Kit di montaggio
Монтажные наборы



MS28



MS29



MS30



MS31



MS32



MS33



MS37



MS39



MS40



MS41



MS42



MS43



MS44



MS46

Wasserpumpen für Nebetrieb
Water pumps for auxiliary drive
Pompes à eau pour l'entraînement des accessoires

Bombas de agua para la transmisión auxiliar
Pompa dell'acqua per trasmissione ausiliaria
Водяные насосы для вспомогательных приводов



WPS3000



WPS3001



WPS3002



WPS3003



WPS3004



WPS3006



WPS3007



WPS3008



WPS3009



WPS3010



WPS3011



WPS3012



WPS3013



WPS3014



WPS3015



WPS3016

Wasserpumpen für Nebetrieb
Water pumps for auxiliary drive
Pompes à eau pour l'entraînement des accessoires

Bombas de agua para la transmisión auxiliar
Pompa dell'acqua per trasmissione ausiliaria
Водяные насосы для вспомогательных приводов



WPS3017



WPS3018



WPS3019



WPS3020



WPS3021



WPS3022






WPS3023



WPS3024



WPS3025



Verkaufshilfen
Sales aids
Aides à la vente

Recursos de ventas
Supporti di vendita
Маркетинговые материалы

ContiTech bietet Ihnen verschiedene Möglichkeiten zur Produktpräsentation und Lagerung. Individuelle Gestaltungsmöglichkeiten ermöglicht Ihnen unser Verkaufsstände, den Sie nach Ihren Bedürfnissen mit Wandaufhängern und Display bestücken können.


ContiTech offers you various options for presenting and storing products. Our product display stand comes in various configurations and can be equipped with wall-mounted racks and display panels as needed.

ContiTech vous propose plusieurs possibilités pour la présentation et le stockage des produits. Nos présentoirs peuvent être montés de différentes façons, et peuvent être remplis selon vos besoins. Vous pouvez également les compléter par une étagère murale ou un écran.

ContiTech le ofrece varias posibilidades para ubicar y presentar los productos. Nuestro stand de venta permite distintas opciones de colocación y además se puede completar con colgadores de pared y expositores según sus necesidades.

ContiTech offre svariate possibilità di presentazione e stoccaggio del prodotto. Le diverse opzioni di allestimento vi consentiranno di personalizzare il nostro espositore con supporti per parete e display, in base alle diverse esigenze.

Компания ContiTech предлагает различные варианты для демонстрации и хранения товара. Демонстрационный стенд, предлагаемый нашей компанией, имеет различные варианты исполнения и может быть дооснащен навесными полками и экспозиционными панелями по необходимости.



Bestückungsbeispiel des Verkaufsständers. Display ContiTech und Wandaufhänger nicht enthalten.

Configuration example of the product display stand. ContiTech display panel and wall-mounted rack not included.

Exemple de remplissage d'un présentoir. Écran ContiTech et étagère murale non inclus.

Ejemplo de montaje del stand de venta. Expositores y colgadores de pared de ContiTech no incluidos.

Esempio di allestimento degli espositori. Display ContiTech e supporto per parete non inclusi.

Пример исполнения демонстрационного стенда. Без экспозиционной панели и навесной полки производства компании ContiTech.



Display ContiTech, passend für die Wandaufhänger

ContiTech display panel, for use with wall-mounted rack

Écran ContiTech, assorti à l'étagère murale


Expositor de ContiTech adaptado para el colgador de pared

Display ContiTech, idonei ai supporti per parete

Экспозиционная панель компании ContiTech для использования в сочетании с навесной полкой

Verkaufshilfen
Sales aids
Aides à la vente

Recursos de ventas
Supporti di vendita
Маркетинговые материалы



Wandaufhänger Typ B, Display ContiTech nicht enthalten
Type B wall-mounted rack, ContiTech display panel not included
Étagère murale de type B, écran ContiTech non inclus
Colgador de pared tipo B y expositor de ContiTech no incluidos.
Supporti per parete tipo B, display ContiTech non incluso
Навесная полка, тип «B», без экспозиционной панели производства компании ContiTech



Wandaufhänger Typ C/E, Display ContiTech nicht enthalten
Type C/E wall-mounted rack, ContiTech display panel not included
Étagère murale de type C/E, écran ContiTech non inclus
Colgador de pared tipo C/E y expositor de ContiTech no incluidos.
Supporti per parete tipo C/E, display ContiTech non incluso
Навесная полка, тип «C/E», без экспозиционной панели производства компании ContiTech



Zahnriemen/-Kits Wandaufhänger, Display ContiTech nicht enthalten
Timing belt/kit wall-mounted rack, ContiTech display panel not included
Courroie de distribution, kits d'étagère murale, écran ContiTech non inclus
Kits de correas dentadas, colgador de pared tipo B y expositor de ContiTech no incluidos.
Supporti per parete per kit/cinghie dentate, display ContiTech non incluso
Навесная полка для выкладки ремней ГРМ, комплектов ремней ГРМ, без экспозиционной панели производства компании ContiTech



Wandleiste
Wall-hung belt holder
Presentoir mural
Expositor mural
Espositore a parete
Полка с крючками

Arbeitsbekleidung
Work clothing
Tenue de travail

Ropa de trabajo
Abbigliamento da lavoro
Рабочая одежда



Sortiment

- Latz- oder Bundhose mit Sicherheitsreflektoren
- T-Shirt oder Polo-Shirt
- Pullover
- Jacke
- Weste
- Schirmmütze

Assortment

- Bib overalls or pants with safety reflectors
- T-shirt or polo shirt
- Pullover
- Jacket
- Vest
- Peaked cap

Gamme de produit

- Salopette ou pantalon avec réflecteurs de sécurité
- T-shirt ou polo
- Pull
- Veste
- Gilet
- Casquette

Kit

- Pantalones o peto de trabajo con reflectores de seguridad
- Camiseta o polo
- Jersey
- Chaqueta
- Chaleco
- Gorra

Assortimento

- Salopette o pantaloni con inserti catarifrangenti
- T-shirt o polo
- Pullover
- Giacca
- Gilet
- Berretto con visiera

Ассортимент

- Комбинезон или штаны со светоотражающими элементами
- Футболка или тенниска
- Свитер
- Куртка
- Жилет
- Бейсболка

Mess- und Montagewerkzeuge
E Measuring and installation tools
Outils de mesure et de montage

Herramientas de medición y montaje
Utensili di misurazione e montaggio
Измерительные и монтажные инструменты



Art.-Nr. 6779873000

Belt Tension Tester BTT Hz - Frequenzmessgerät zur Ermittlung der Riemenspannung
Frequency meter for determining belt tension
Appareil de mesure de fréquence pour déterminer la tension de la courroie
Dispositivo de medición de frecuencia para medir la tensión de correa
Frequenzimetro per il rilevamento della tensione della cinghia
Частотомер для определения натяжения ремня



Art.-Nr. 6503700000

TOOL BOX V01 - Werkzeugsatz für den Zahnriemenwechsel bei Audi, Seat, Skoda und VW
Tool kit for changing timing belts on Audi, Seat, Skoda, and VW
Jeu d'outils pour le changement de courroie de distribution de véhicules Audi, Seat, Skoda et VW
Kit de herramientas para cambiar las correas dentadas de modelos de Audi, Seat, Skoda y VW
Set di utensili per la sostituzione di cinghie dentate nei veicoli Audi, Seat, Skoda e Volkswagen
Набор инструментов для замены ремней ГРМ в автомобилях марки Audi, Seat, Skoda, VW



Art.-Nr. 6758823000

TOOL BOX V02 - Werkzeugsatz für den Zahnriemenwechsel bei Fahrzeugen von Renault
Tool set for replacing timing belts in Renault vehicles
Jeu d'outils pour le remplacement des courroies de distribution des véhicules Renault
Juego de herramientas para el cambio de correas dentadas en vehículos Renault
Set di utensili per la sostituzione di cinghie sincrone nei veicoli Renault
Набор инструментов для замены зубчатого ремня в автомобилях Renault



Art.-Nr. 6758824000

TOOL BOX V03 - Werkzeugsatz für den Zahnriemenwechsel bei Fahrzeugen der Marke Citroen und Peugeot
Tool set for replacing timing belts in Citroen and Renault vehicles
Jeu d'outils pour le remplacement des courroies de distribution des marques de véhicules Citroën et Renault
Juego de herramientas para el cambio de correas dentadas en vehículos de las marcas Citroën y Renault
Set di utensili per la sostituzione di cinghie sincrone nei veicoli dei marchi Citroen e Renault
Набор инструментов для замены зубчатого ремня в автомобилях Citroen и Renault



Art.-Nr. 6758825000

TOOL BOX V04 - Werkzeugsatz für den Zahnriemenwechsel bei Fahrzeugen der Marke Ford und Opel
Tool set for replacing timing belts in Ford and Opel vehicles
Jeu d'outils pour le remplacement des courroies de distribution des marques de véhicules Ford et Opel
Juego de herramientas para el cambio de correas dentadas en vehículos de las marcas Ford y Opel
Set di utensili per la sostituzione di cinghie sincrone nei veicoli dei marchi Ford e Opel
Набор инструментов для замены зубчатого ремня в автомобилях Ford и Opel

Mess- und Montagewerkzeuge
E Measuring and installation tools
Outils de mesure et de montage

Herramientas de medición y montaje
Utensili di misurazione e montaggio
Измерительные и монтажные инструменты



Art.-Nr. 6776956000

UNI TOOL ELAST - Universal-Montagewerkzeug für elastische Keilrippenriemen
Universal installation tool for elastic V-ribbed belts
Outil de montage universel pour les courroies trapézoïdales élastiques
Kit de herramientas universal para correas elásticas trapeciales con dentado interior
Utensile di montaggio universale per cinghie trapezoidali scanalate elastiche
Универсальный инструмент для монтажа эластичных поликлиновых ремней



Art.-Nr. 6757240000

ELAST TOOL F01 - Montagewerkzeug für den Wechsel des elastischen Keilrippenriemens bei Ford und Volvo
Installation tool for changing the elastic V-ribbed belt on Ford and Volvo
Outil de montage pour le changement de courroie trapézoïdale élastique des véhicules Ford et Volvo
Herramientas de montaje para cambiar las correas elásticas trapeciales con dentado interior de modelos Ford y Volvo
Utensile di montaggio per la sostituzione delle cinghie trapezoidali scanalate elastiche nei veicoli Ford e Volvo
Инструмент для замены эластичных поликлиновых ремней на автомобилях марки Ford и Volvo



Art.-Nr. 6757610000

LASER TOOL - Fluchtungsprüfer für Keilrippenriementriebe
Alignment checker for V-ribbed belt drives
Vérificateur d'alignement des systèmes d'entraînement par courroie trapézoïdale
Medidor de fugas para correas trapeciales con dentado interior
Strumento di verifica allineamento delle cinghie trapezoidali scanalate
Средство проверки соосности шкивов поликлиновой передачи

Mess- und Montagewerkzeuge
E Measuring and installation tools
Outils de mesure et de montage

Herramientas de medición y montaje
Utensili di misurazione e montaggio
Измерительные и монтажные инструменты



Art.-Nr. 6503999000

TOOL BOX OAP - Universal-Werkzeugsatz für den Wechsel von Generatorfreiläufen
Universal tool kit for changing overrunning alternator pulleys
Jeu d'outils universel pour le changement de roue libre de générateur
Kit de herramientas universal para cambiar los piñones libres del generador
Set di utensili universale per la sostituzione delle pulegge a ruota libera dell'alternatore
Универсальный инструмент для замены шкива генератора с обгонной муфтой



Art.-Nr. 6779009000

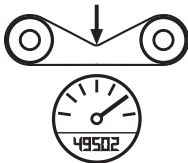
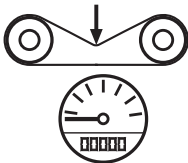
Längenmessgerät für Keilriemen und Keilrippenriemen.
Measuring Gauge for V-belts and multiple V-ribbed belts.
Mesureur de longueur pour courroies trapézoïdales et courroies striées.
Medidor de correas trapeziales y ranuradas longitudinalmente.
Apparecchiatura di misurazione lunghezza per cinghie trapezoidali e cinghie trapezoidali scanalate.
Линейка для измерения длины клиновых и поликлиновых ремней







Art.-Nr. 6579871000

Art.-Nr. 6579870000

Art.-Nr. 6579872000



Krikkit 1	15 - 70 kg	AVX 10	40 kg	25 - 30 kg
		AVX 13	55 kg	40 - 45 kg
Krikkit 2	15 - 70 kg	3 PK - 6 PK	12 - 14 kg / 	9 - 10 kg / 
Krikkit 3	50 - 150 kg	7 PK - 12 PK	12 - 14 kg / 	9 - 10 kg / 



Produktfotos

Fotos de los productos

Product photos

Foto prodotto

Photos de produits

Фотографии товара

Kleinteile
Small parts
Petites pièces

Piezas pequeñas
Pezzi di piccole dimensioni
Детали малого размера



V31183



V31191



V31199



V31200



V31202



V31203



V31209



V31210



V31211



V31213



V31214



V31249



V31268



V39001



V41027



V41028



V41030



V41037



V41047



V41048



V41049



V41053



V41057



V41060

Kleinteile
Small parts
Petites pièces

Piezas pequeñas
Pezzi di piccole dimensioni
Детали малого размера



V41068



V41069



V41070



V41071



V41072



V41073



V41075



V41080



V41090



V41091



V41092



V41093



V41094



V41095



V41096



V41097



V41098



V41099



V41102



V41109



V41110



V41137



V41138



V41139

Kleinteile
Small parts
Petites pièces

Piezas pequeñas
Pezzi di piccole dimensioni
Детали малого размера



V41140



V41141



V41142



V41143



V41144



V41146



V41151



V41152



V41153



V41154



V41155



V41161



V41164



V41167



V41168



V41169



V41175



V41179



V41184



V41189



V41190



V41191



V41198



V41199

Kleinteile
Small parts
Petites pièces

Piezas pequeñas
Pezzi di piccole dimensioni
Детали малого размера



V41200



V41216



V41217



V41218



V41220



V41221



V41222



V41224



V41225



V41236



V41239



V41247



V41248



V41264



V41288



V41297



V41329



V41330



V41331



V41350



V41352



V41354



V41449



V49002

Kleinteile
Small parts
Petites pièces

Piezas pequeñas
Pezzi di piccole dimensioni
Детали малого размера



V49003



V49037



V49038



V49051



V49052



V71141



V71156



V71157



V71166



V71171



V71176



V71178



V71179



V71180



V71181



V71184



V71221



V71222



V71223



V71224



V71225



V71230



V71243



V71244

Kleinteile
Small parts
Petites pièces

Piezas pequeñas
Pezzi di piccole dimensioni
Детали малого размера



V71245



V71260



V71263



V71307



V79001



V79002



VSKF06641



VSKF06642



VSKF06643



VSKF06647



VSKF06648



VSKF06649



VSKF06650



VSKF06654



VSKF41060



VSKF79011

Spann- und Umlenkrollen
Tensioner and idler pulleys
Galet tendeur et poulie de renvoi

Poleas de tensión y poleas de inversión
Rullo tendicinghia e pulegge di rinvio
Натяжное устройство и натяжные ролики



V325317



V55000



V55001



V55002



V55003



V55004



V55005



V55006



V55007



V55100



V55101



V55102



V55200



V55202



V55203



V55204



V55205



V55206



V55207



V55208



V55210



V55211



V55214



V55217

Spann- und Umlenkrollen
Tensioner and idler pulleys
Galet tendeur et poulie de renvoi

Poleas de tensión y poleas de inversión
Rullo tendicinghia e pulegge di rinvio
Натяжное устройство и натяжные ролики



V55218



V55219



V55220



V55226



V55227



V55228



V55229



V55230



V55231



V55239



V55240



V55246



V55249



V55282



V55300



V55301



V55302



V55303



V55304



V55305



V55306



V55307



V55308



V55311

Spann- und Umlenkrollen
Tensioner and idler pulleys
Galet tendeur et poulie de renvoi

Poleas de tensión y poleas de inversión
Rullo tendicinghia e pulegge di rinvio
Натяжное устройство и натяжные ролики



V55312



V55313



V55314



V55315



V55316



V55317



V55321



V55322



V55323



V55327



V55333



V55342



V55344



V55345



V55348



V55349



V55351



V55356



V55368



V55370



V55371



V55373



V55383



V55400

Spann- und Umlenkrollen
Tensioner and idler pulleys
Galet tendeur et poulie de renvoi

Poleas de tensión y poleas de inversión
Rullo tendicinghia e pulegge di rinvio
Натяжное устройство и натяжные ролики



V55401



V55402



V55403



V55404



V55405



V55406



V55407



V55413



V55414



V55415



V55417



V55419



V55420



V55421



V55422



V55425



V55426



V55427



V55428



V55433



V55436



V55437



V55438



V55439

Spann- und Umlenkrollen
Tensioner and idler pulleys
Galet tendeur et poulie de renvoi

Poleas de tensión y poleas de inversión
Rullo tendicinghia e pulegge di rinvio
Натяжное устройство и натяжные ролики



V55440



V55441



V55442



V55443



V55445



V55446



V55447



V55453



V55454



V55455



V55456



V55457



V55458



V55460



V55461



V55465



V55477



V55478



V55489



V55490



V55491



V55492



V55493



V55494

Spann- und Umlenkrollen
Tensioner and idler pulleys
Galet tendeur et poulie de renvoi

Poleas de tensión y poleas de inversión
Rullo tendicinghia e pulegge di rinvio
Натяжное устройство и натяжные ролики



V55495



V55496



V55497



V55498



V55499



V55500



V55501



V55502



V55503



V55506



V55507



V55510



V55511



V55514



V55515



V55518



V55519



V55522



V55524



V55532



V55535



V55536



V55537



V55538

Spann- und Umlenkrollen
Tensioner and idler pulleys
Galet tendeur et poulie de renvoi

Poleas de tensión y poleas de inversión
Rullo tendicinghia e pulegge di rinio
Натяжное устройство и натяжные ролики



V55539



V55540



V55541



V55555



V55556



V55557



V55558



V55560



V55561



V55562



V55565



V55566



V55567



V55572



V55573



V55575



V55577



V55580



V55581



V55582



V55587



V55591



V55599



V55603

Spann- und Umlenkrollen
Tensioner and idler pulleys
Galet tendeur et poulie de renvoi

Poleas de tensión y poleas de inversión
Rullo tendicinghia e pulegge di rinvio
Натяжное устройство и натяжные ролики



V55604



V55605



V55619



V55620



V55622



V55629



V55635



V55640



V55703



V55704



V55705



V55707



V55709



V55710



V55711



V55712



V55715



V55719



V55727



V55728



V55729



V55730



V55732



V55735

Spann- und Umlenkrollen
Tensioner and idler pulleys
Galet tendeur et poulie de renvoi

Poleas de tensión y poleas de inversión
Rullo tendicinghia e pulegge di rinvio
Натяжное устройство и натяжные ролики



V55736



V55739



V55741



V55742



V55744



V55748



V55765



V55766



V55767



V55769



V55771



V55772



V55773



V55781



V55782



V55801



V55802



V55803



V55804



V55805



V55806



V55807



V55808



V55809

Spann- und Umlenkrollen
Tensioner and idler pulleys
Galet tendeur et poulie de renvoi

Poleas de tensión y poleas de inversión
Rullo tendicinghia e pulegge di rinvio
Натяжное устройство и натяжные ролики



V55810



V55811



V55815



V55816



V55818



V55822



V55823



V55824



V55825



V55826



V55827



V55829



V55831



V55832



V55833



V55835



V55837



V55839



V55842



V55844



V55850



V55851



V55852



V55853

Spann- und Umlenkrollen
Tensioner and idler pulleys
Galet tendeur et poulie de renvoi

Poleas de tensión y poleas de inversión
Rullo tendicinghia e pulegge di rinvio
Натяжное устройство и натяжные ролики



V55873



V55875



V55876



V55878



V55881



V55882



V55898



V55901



V55906



V55907



V55921



V55922



V55923



V55924



V55938



V55939



V55943



V55949



V55950



V55951



V55952



V55953



V55954



V55958

Spann- und Umlenkrollen
Tensioner and idler pulleys
Galet tendeur et poulie de renvoi

Poleas de tensión y poleas de inversión
Rullo tendicinghia e pulegge di rinvio
Натяжное устройство и натяжные ролики



V55964



V55965



V55967



V55968



V55969



V55971



V55972



V55973



V55974



V55977



V55978



V55979



V55984



V55997



V56000



V56001



V56010



V56015



V56036



V56101



V56103



V56104



V56105



V56109

Spann- und Umlenkrollen
Tensioner and idler pulleys
Galet tendeur et poulie de renvoi

Poleas de tensión y poleas de inversión
Rullo tendicinghia e pulegge di rinvio
Натяжное устройство и натяжные ролики



V56110



V56111



V56115



V56119



V56120



V56122



V56127



V56132



V56137



V56303



V56340



V56349



V56350



V56354



V56364



V56365



V56376



V56383



V56415



V56416



V56417



V56500



V56506



V56511

Spann- und Umlenkrollen
Tensioner and idler pulleys
Galet tendeur et poulie de renvoi

Poleas de tensión y poleas de inversión
Rullo tendicinghia e pulegge di rinvio
Натяжное устройство и натяжные ролики



V56512



V56514



V56515



V56516



V56518



V56521



V56522



V56536



V56542



V56560



V56600



V56602



V56603



V56604



V56607



V56609



V56610



V56613



V56617



V56618



V56621



V56622



V56623



V56625

Spann- und Umlenkrollen
Tensioner and idler pulleys
Galet tendeur et poulie de renvoi

Poleas de tensión y poleas de inversión
Rullo tendicinghia e pulegge di rinvio
Натяжное устройство и натяжные ролики



V56628



V56631



V56638



V56642



V56643



V56644



V56645



V56647



V56658



V56660



V56666



V56667



V56675



V56800



V56801



V56802



V56803



V56807



V56808



V56809



V56810



V56812



V56815



V56820

Spann- und Umlenkrollen
Tensioner and idler pulleys
Galet tendeur et poulie de renvoi

Poleas de tensión y poleas de inversión
Rullo tendicinghia e pulegge di rinvio
Натяжное устройство и натяжные ролики



V56821



V56900



V56901



V56902



V56903



V56904



V56905



V56906



V56908



V56909



V56912



V56913



V56914



V56915



V56917



V56920



V56928



V56929



V56939



V56943



V56951



V56959



V57002



V57003

Spann- und Umlenkrollen
Tensioner and idler pulleys
Galet tendeur et poulie de renvoi

Poleas de tensión y poleas de inversión
Rullo tendicinghia e pulegge di rinvio
Натяжное устройство и натяжные ролики



V57005



V57006



V57007



V57008



V57009



V57010



V57011



V57013



V57014



V57015



V57019



V57020



V57023



V57026



V57027



V57028



V57029



V57034



V57035



V57044



V57047



V57061



V57064



V57118

Spann- und Umlenkrollen
Tensioner and idler pulleys
Galet tendeur et poulie de renvoi

Poleas de tensión y poleas de inversión
Rullo tendicinghia e pulegge di rinvio
Натяжное устройство и натяжные ролики



V57201



V57202



V57203



V57204



V57206



V57207



V57300



V57301



V57302



V57303



V57304



V57305



V57306



V57307



V57308



V57309



V57310



V57311



V57312



V57313



V57314



V57315



V57317



V57318

Spann- und Umlenkrollen
Tensioner and idler pulleys
Galet tendeur et poulie de renvoi

Poleas de tensión y poleas de inversión
Rullo tendicinghia e pulegge di rinvio
Натяжное устройство и натяжные ролики



V57319



V57321



V57323



V57324



V57327



V57329



V57400



V57401



V57403



V57404



V57406



V57407



V57411



V57416



V57426



V57700



V57702



V57703



V57704



V57705



V57908



V57909



V57910



V58100

Spann- und Umlenkrollen
Tensioner and idler pulleys
Galet tendeur et poulie de renvoi

Poleas de tensión y poleas de inversión
Rullo tendicinghia e pulegge di rinvio
Натяжное устройство и натяжные ролики



V58101



V58102



V58107



V58109



V58110



V58115



V58116



V58124



V58260



V58400



V58401



V58402



V58403



V58404



V58405



V58406



V58407



V58408



V58409



V58410



V58414



V58415



V58428



V58432

Spann- und Umlenkrollen
Tensioner and idler pulleys
Galet tendeur et poulie de renvoi

Poleas de tensión y poleas de inversión
Rullo tendicinghia e pulegge di rinvio
Натяжное устройство и натяжные ролики



V58612



V58613



V58800



V58806



V58816



V58817



V58821



V58822



V58855



V59000



V59001



V59002



V59003



V59503



V59505



V85500



V85501



V85502



V85503



V85504



V85505



V85506



V85507



V85508

Spann- und Umlenkrollen
Tensioner and idler pulleys
Galet tendeur et poulie de renvoi

Poleas de tensión y poleas de inversión
Rullo tendicinghia e pulegge di rinvio
Натяжное устройство и натяжные ролики



V85509



V85510



V85511



V85512



V85513



V85514



V85515



V85516



V85517



V85518



V85519



V85520



V85521



V85522



V85523



V85524



V85525



V85526



V85527



V85528



V85529



V85530



V85531



V85532

Spann- und Umlenkrollen
Tensioner and idler pulleys
Galet tendeur et poulie de renvoi

Poleas de tensión y poleas de inversión
Rullo tendicinghia e pulegge di rinvio
Натяжное устройство и натяжные ролики



V85533



V85534



V85535



V85537



V85538



V85539



V85540



V85541



V85542



V85543



V85544



V85545



V85546



V85547



V85548



V85549



V85550



V85551



V85552



V85553



V85554



V85555



V85556



V85557

Spann- und Umlenkrollen
Tensioner and idler pulleys
Galet tendeur et poulie de renvoi

Poleas de tensión y poleas de inversión
Rullo tendicinghia e pulegge di rinvio
Натяжное устройство и натяжные ролики



V85558



V85559



V85560



V85561



V85562



V85563



V85564



V85565



V85566



V85567



V85568



V85569



V85570



V85571



V85572



V85573



V85574



V85575



V85576



V85577



V85578



V85579



V85580



V85581

Spann- und Umlenkrollen
Tensioner and idler pulleys
Galet tendeur et poulie de renvoi

Poleas de tensión y poleas de inversión
Rullo tendicinghia e pulegge di rinvio
Натяжное устройство и натяжные ролики



V85582



V85583



V85584



V85585



V85586



V85587



V85588



V85589



V85590



V85591



V85592



V85593



V85594



V85595



V85596



V85597



V85598



V85599



V85600



V85601



V85602



V85603



V85604



V85605

Spann- und Umlenkrollen
Tensioner and idler pulleys
Galet tendeur et poulie de renvoi

Poleas de tensión y poleas de inversión
Rullo tendicinghia e pulegge di rinvio
Натяжное устройство и натяжные ролики



V85606



V85607



V85723



VSKF06645



VSKF06646



VSKF06652



VSKF06653



VSKF56602



VSKF56603

Wasserpumpen für Zahnriementrieb (nur im Kit erhältlich)

Water pumps for timing belt drive (only available in kit)

Pompes à eau pour transmission par courroie de distribution (disponible uniquement en kit)

Bombas de agua para la transmisión por correa dentada (sólo se pueden adquirir como parte del kit)

Pompa dell'acqua per trasmissione a cinghia sincrona (disponibile solo in kit)

Водяные насосы для приводов зубчатым ремнем (предлагаются только в составе набора)



WP6001



WP6002



WP6003



WP6004



WP6005



WP6006



WP6007



WP6008



WP6009



WP6010



WP6011



WP6012



WP6013



WP6014



WP6015



WP6016



WP6017



WP6018



WP6019



WP6020

Wasserpumpen für Zahnriementrieb (nur im Kit erhältlich)

Water pumps for timing belt drive (only available in kit)

Pompes à eau pour transmission par courroie de distribution (disponible uniquement en kit)

Bombas de agua para la transmisión por correa dentada (sólo se pueden adquirir como parte del kit)

Pompa dell'acqua per trasmissione a cinghia sincrona (disponibile solo in kit)

Водяные насосы для приводов зубчатым ремнем (предлагаются только в составе набора)



WP6021



WP6022



WP6024



WP6025



WP6026



WP6027



WP6028



WP6029



WP6030



WP6031



WP6032



WP6033



WP6034



WP6035



WP6036



WP6037



WP6038



WP6039



WP6040



WP6041

Wasserpumpen für Zahnriementrieb (nur im Kit erhältlich)

Water pumps for timing belt drive (only available in kit)

Pompes à eau pour transmission par courroie de distribution (disponible uniquement en kit)

Bombas de agua para la transmisión por correa dentada (sólo se pueden adquirir como parte del kit)

Pompa dell'acqua per trasmissione a cinghia sincrona (disponibile solo in kit)

Водяные насосы для приводов зубчатым ремнем (предлагаются только в составе набора)



WP6042



WP6043



WP6044



WP6045



WP6046



WP6047



WP6048



WP6049



WP6050



WP6051



WP6052



WP6053



WP6054



WP6055



WP6056



WP6057



WP6058



WP6059



WP6060



WP6061

Wasserpumpen für Zahnriementrieb (nur im Kit erhältlich)

Water pumps for timing belt drive (only available in kit)

Pompes à eau pour transmission par courroie de distribution (disponible uniquement en kit)

Bombas de agua para la transmisión por correa dentada (sólo se pueden adquirir como parte del kit)

Pompa dell'acqua per trasmissione a cinghia sincrona (disponibile solo in kit)

Водяные насосы для приводов зубчатым ремнем (предлагаются только в составе набора)



WP6062



WP6063



WP6064



WP6065



WP6066



WP6067



WP6068



WP6069



WP6070



WP6071



WP6072



WP6073



WP6074



WP6075



WP6076



WP6077



WP6078



WP6079



WP6081



WP6082

Wasserpumpen für Zahnriementrieb (nur im Kit erhältlich)

Water pumps for timing belt drive (only available in kit)

Pompes à eau pour transmission par courroie de distribution (disponible uniquement en kit)

Bombas de agua para la transmisión por correa dentada (sólo se pueden adquirir como parte del kit)

Pompa dell'acqua per trasmissione a cinghia sincrona (disponibile solo in kit)

Водяные насосы для приводов зубчатым ремнем (предлагаются только в составе набора)



WP6083



WP6084



WP6085



WP6088

Der Inhalt dieser Druckschrift ist unverbindlich und dient ausschließlich Informationszwecken. Die Informationen sind keine Angebote im Sinne der anwendbaren gesetzlichen Bestimmungen und begründen kein Vertragsverhältnis hinsichtlich der vorgestellten Produkte. Soweit nicht ausdrücklich anderweitig vereinbart, werden sie auch nicht Vertragsbestandteil bestehender oder künftiger Verträge mit der ContiTech AG.

Diese Druckschrift enthält keinerlei Garantien oder Beschaffenheitsvereinbarungen der ContiTech AG für ihre Produkte, sei es ausdrücklich oder stillschweigend, auch nicht hinsichtlich der Aktualität, Korrektheit, Vollständigkeit und Qualität der Informationen sowie der Verfügbarkeit der Produkte. Die Informationen in dieser Druckschrift sowie die beschriebenen Produkte und Dienstleistungen können ohne vorherige Ankündigung von der ContiTech AG jederzeit geändert oder aktualisiert werden.

Die ContiTech AG übernimmt keine Haftung im Zusammenhang mit dieser Druckschrift. Eine Haftung für jegliche unmittelbaren oder mittelbaren Schäden, Schadensersatzforderungen, Folgeschäden gleich welcher Art und aus welchem Rechtsgrund, die durch die Verwendung der in dieser Druckschrift enthaltenen Informationen entstehen, ist, soweit rechtlich zulässig, ausgeschlossen.

Die gewerblichen Schutzrechte wie Marken (Logos) oder Patente, die in dieser Druckschrift dargestellt sind, sind Eigentum der Continental AG oder ihrer Tochtergesellschaften. Die Darstellung in dieser Druckschrift ist keine Gewährung von Lizenzen oder Nutzungsrechten. Ohne eine ausdrückliche schriftliche Einwilligung der Continental AG ist ihre Nutzung untersagt.

Alle Texte, Bilder, Grafiken und sonstigen Materialien, sowie deren Koordination und Anordnung in dieser Druckschrift sind urheberrechtlich für die Continental AG oder ihre Tochtergesellschaften geschützt und dürfen nicht zur kommerziellen Verwendung oder Verteilung modifiziert, kopiert oder anderweitig verwendet werden.

Copyright © 2014 ContiTech AG.

Alle Rechte vorbehalten.

The content of this publication is provided for information only and without responsibility. ContiTech AG makes no representations about the accuracy, reliability, completeness or timeliness of the information in this publication. ContiTech AG may, in its sole discretion, revise the information contained herein at any time without notice.

ContiTech AG obligations and responsibilities regarding its products are governed solely by the agreements under which they are sold. Unless otherwise agreed in writing, the information contained herein does not become part of these agreements.

This publication does not contain any guarantee or agreed quality of ContiTech AG products or any warranty of merchantability, fitness for a particular purpose and non-infringement. ContiTech AG may make changes in the products or services described at any time without notice. This publication is provided on an „as is“ basis. To the extent permitted by law, ContiTech AG makes no warranty, express or implied, and assumes no liability in connection with the use of the information contained in this publication. ContiTech AG is not liable for any direct, indirect, incidental, consequential or punitive damages arising out of the use of this publication. Information contained herein is not intended to announce product availability anywhere in the world.

The trademarks, service marks and logos (the Trademarks) displayed in this publication are the property of Continental AG and/or its affiliates. Nothing in this publication should be construed as granting any license or right to the Trademarks. Without the express written consent of Continental AG the use of the Trademarks is prohibited.

All text, images, graphics and other materials in this publication are subject to the copyright and other intellectual property rights of Continental AG and/or its affiliates. ContiTech AG owns the copyrights in the selection, coordination and arrangement of the materials in this publication. These materials may not be modified or copied for commercial use or distribution.

Copyright © 2014 ContiTech AG.

All rights reserved.

Le contenu de la présente publication est donné exclusivement à titre informatif et n'engage pas la responsabilité de ContiTech AG. ContiTech AG ne peut être tenue pour responsable de l'exactitude, de la fiabilité, de l'intégralité ou de l'opportunité des informations reprises dans cette publication. ContiTech AG peut à sa seule discrétion modifier les informations contenues à tout moment et sans préavis.

Les devoirs et responsabilités de ContiTech AG à l'égard de ses produits ne sont régis que par les contrats de vente. En dehors de tout autre accord écrit, les informations ci-après ne peuvent devenir partie intégrante de ces contrats. La présente publication ne peut être interprétée comme valant clause de garantie, accord sur la qualité, garantie de disponibilité ou accord sur un usage particulier des produits de la ContiTech AG. ContiTech AG se réserve le droit de modifier les produits ou services décrits à tout moment sans préavis.

Ce document est remis à titre de base. Conformément aux dispositions législatives en vigueur, ContiTech AG, ne donne aucune garantie expresse ou tacite quant à l'utilisation des informations contenues dans cette publication. ContiTech AG décline toute responsabilité au titre de tout dommage direct, indirect ou consécutif, demande incidente, dommages et intérêts, dommage de quelque nature et à quelque titre juridique que ce soit pouvant naître de l'utilisation des informations contenues dans la présente publication. Les présentes informations ne peuvent être interprétées comme étant une annonce de disponibilité des produits au niveau mondial.

Les droits de propriété industrielle portant telles sur les marques (logos) et les brevets repris à la présente sont la propriété de la société Continental AG et/ou de ses filiales. La présente publication ne constitue ni une cession de licence ni un droit de jouissance desdits droits de propriété industrielle. Leur utilisation est interdite sans l'autorisation écrite expresse de la société Continental AG.

Les textes, photos, graphiques et autres représentations repris dans la présente publication sont protégés par les droits de propriétés de Continental AG et/ou de ses filiales. ContiTech AG répond des droits d'auteur, de la sélection et de l'arrangement de cette publication laquelle ne peut en aucun cas être copiée ou modifiée à des fins d'utilisation ou de diffusion commerciales.

Copyright © 2014 ContiTech AG.

Tous droits réservés.

El contenido de esta publicación no es obligatorio para ContiTech AG y solamente tiene fines informativos. La información contenida no significa ni debe entenderse en ningún sentido como una oferta formal de acuerdo con las disposiciones legales aplicables, por lo que no establece ninguna relación contractual con respecto a los productos presentados. En tanto no se haya acordado expresamente otra cosa, la información contenida de productos presentados, no serán parte integrante u objeto de contratos ya existentes o futuros con la ContiTech AG.

Esta publicación no incluye ni constituye de forma tácita o expresa ninguna clase de garantía o acuerdos de calidad de los productos de ContiTech AG, ni tampoco con respecto a la actualidad, corrección, integridad y calidad de la información contenida, así como de la disponibilidad de los mismos. ContiTech AG puede cambiar o actualizar en todo momento y sin previo aviso la información contenida en esta publicación así como los productos y servicios.

ContiTech AG no asume responsabilidad alguna en relación con esta publicación y no admite, responsabilidad alguna por daños directos o indirectos, reclamaciones de daños y perjuicios, daños consecuentes de cualquier tipo y por cualquier motivo jurídico, que resulten o pudieran resultar del uso de la información incluida en esta publicación, cuando la misma no haya sido confirmada por escrito con ContiTech AG.

Los derechos de propiedad industrial tales como marcas (Logotipos) o patentes, mostrados en esta publicación, son propiedad de Continental AG y/o de sus filiales. Nada en esta publicación debe ser considerado como garantizando cualquier licencia o derecho de marca. El uso de la marca está prohibido sin el consentimiento escrito de Continental AG.

Todos los textos, figuras, gráficas y otros materiales en esta publicación están protegidos por los derechos de autor y otros derechos de propiedad intelectual de Continental AG y/o sus filiales. ContiTech AG es propietaria de los derechos de autor en la selección, coordinación y arreglo de los materiales en esta publicación. Estos materiales no pueden ser modificados o copiados para uso comercial o su distribución y cualquier violación a esta disposición puede derivar en responsabilidad civil y/o penal de conformidad con las leyes aplicables.

Copyright © 2014 ContiTech AG.

Derechos reservados.

Il contenuto della presente pubblicazione non è vincolante; esso vuole essere solo di carattere informativo. Le informazioni non rappresentano un'offerta ai sensi delle disposizioni di legge applicabili e non giustificano quindi un rapporto contrattuale per i prodotti presentati. Se non espressamente concordato diversamente, esse non sono parte integrante dei contratti in essere o di quelli futuri stipulati dalla ContiTech AG.

La presente pubblicazione non riporta nessun tipo di garanzie o di accordi sulle caratteristiche della ContiTech AG per i suoi prodotti, né in maniera esplicita, né tacita, né per quanto riguarda l'attualità, la correttezza, la completezza e la qualità delle informazioni o la disponibilità dei prodotti. Le informazioni contenute nella presente pubblicazione e i prodotti e i servizi qui descritti, possono essere modificati o aggiornati in qualsiasi momento dalla ContiTech AG senza preannuncio.

La ContiTech AG non assume nessuna responsabilità per il contenuto della presente pubblicazione. Nella misura in cui legalmente ammissibile, si esclude qui qualsiasi responsabilità per danni diretti od indiretti, per richieste di risarcimento, per danni conseguenti di qualsiasi natura e motivazione giuridica derivanti dall'applicazione delle informazioni contenute nella presente pubblicazione.

I diritti di tutela industriale, come marchi (emblem) o brevetti, riportati nella presente pubblicazione sono di proprietà della Continental AG o sue affiliate. La loro raffigurazione nella presente pubblicazione non sottintende il rilascio di licenze o diritti di sfruttamento. Il loro sfruttamento è pertanto interdetto senza un'espressa autorizzazione scritta da parte della Continental AG.

Tutti i testi, le immagini, le grafiche e tutti gli altri materiali, nonché la loro coordinazione e disposizione nella presente pubblicazione, sono protetti dai diritti d'autore della Continental AG o sue affiliate e non possono essere modificati o copiati a scopi commerciali, o utilizzati in qualsiasi altra maniera.

Copyright © 2014 ContiTech AG.

Tutti i diritti riservati.

Sодержание данного издания не является окончательным и преследует лишь информационную цель. Информация не является предложением в юридическом смысле и не является основой для заключения соглашений по продукту. Если не оговорено специально, она не является также частью существующих или возможных в будущем контрактов с ContiTech AG.

Настоящее издание не содержит никаких гарантий или обещаний в отношении продукции ContiTech AG как явно, так и по умолчанию, а также в отношении актуальности, достоверности и качества информации и доступности продукта. Информация и описанные в издании продукты могут быть модернизированы или актуализированы в любое время без предварительного уведомления со стороны ContiTech AG.

ContiTech AG не несет ответственности в связи с данной публикацией. Ответственность за любой прямой или косвенный ущерб, требование компенсации за последующий возможный ущерб, независимо от их вида и юридического обоснования, возникшие в результате пользования данным изданием, исключаются, насколько это возможно юридически.

Использованные в издании марки, логотипы или патенты являются, согласно правам по защите промышленной деятельности, собственностью компании Continental AG или ее дочерних компаний. Публикация их в данной брошюре не дает права на дальнейшее их использование. Их использование без письменного согласия со Continental AG невозможно.


Все права на тексты, фотографии, рисунки и другие материалы данной брошюры, а также дизайн и верстку, которые не могут быть изменены, скопированы или иным способом употреблены в коммерческих целях, принадлежат Continental AG или ее дочерним компаниям.

Copyright © 2014 ContiTech AG.

Все права защищены

Zeichenerklärung
Key to symbols
Signification des symboles


Significado de símbolos
Spiegazione de simboli
Условное обозначение



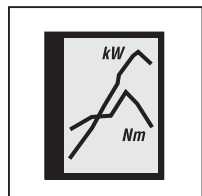
Fahrzeugtyp
Model
Marque / Modèle
Modelo
Marca / Modello
Марка автомобиля
модель



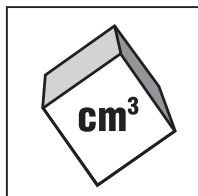
Baujahr
Year
Année
Año
Anno
Год выпуска




Motor Code
Engine code
Code moteur
Código motor
Codice motore
Номер двигателя



Leistung kW
Output kW
Puissance kW
Potencia kW
Potenza kW
Мощность кВт



Hubraum cm3
Capacity cm3
Cylindrée en cm3
Cilindrada cm3
Cilindrata cm3
Объем
двигателя см3



Anwendungen
Application
Utilisation
Aplicación
Impiego
Назначение

Anwendungsbeispiel
Application examples
Exemples d'utilisation

Ejemplo de aplicación
Esempio di applicazione
Пример применения

					ContiTech	
ALFA ROMEO						
147 (937)						
					VD1065 MS29 CT1076 CT1076K1	ONLY WITH VD1065 CA CA
	09/03-09/04	937A4.000	93	1910	6PK1836 AP9017	ALT, PS, AC ALT, (Denso), FOR ALT: 105A, OE-NO 46782213, FOR ALT: 120A, OE-NO 60816954
					VD1065 CT1076 CT1076K2	CA CA
	10/04-03/10	192B1.000	100	1910	6PK1836 AP9017	ALT, PS, AC ALT, (Denso), FOR ALT: 105A, OE-NO 46782213, FOR ALT: 120A, OE-NO 60816954
1.9 JTDM					VD1065 CT1076 CT1076K1	CA CA
	10/04-03/10	939A7.000	85	1910	6PK1038 6PK1836 AP9017	ALT, PS, (AC) ALT, PS, (AC) ALT, (Denso), FOR ALT: 105A, OE-NO 46782213, 60816557, FOR ALT: 120A, OE-NO 60816954, 60815944
					VD1065 CT968 CT968K2 CT968WP2	CA, WP CA, WP CA, WP

Zeichenerklärung
Key to symbols
Signification des symboles

Significado de símbolos
Spiegazione de simboli
Условное обозначение



Zahnriemen
Timing belt
Courroie de distribution
Correa de distribución
Cinghia dentata
Зубчатый ремень ГРМ



Zahnriemen Kit
Timing belt kit
Kit de courroie de distribution
Kit de correa de distribución
Kit cinghie dentate
Комплет ремня ГРМ / Набор для зубчатого ремня



Zahnriemen Kit + Wasserpumpe
Timing belt kit + water pump
Kit de courroie de distribution + pompe à eau
Kit de correa de distribución + bomba de agua
Kit cinghie dentate + Pompa acqua
Комплет ремня ГРМ / Набор для зубчатого ремня + водяной насос



Nebenantriebsriemen
Auxiliary drive belts
Courroies de transmission auxiliaires
Poleas para controles auxiliares
Cinghie di trasmissione ausiliarie
Ремни привода навесного оборудования



Keilrippenriemen Kits / Keilrippenriemen ELAST + Werkzeug
Multi V-Belt kits / Multi V-belt ELAST + Tool
Kits de courroies striées / Courroie striée ELAST + outil
Kits de correas acanaladas / Correa acanalada ELAST + herramientas
Kit cinghia poly-V / Cinghia Poly-V ELAST + Strumento
Наборы поликлиновых ремней / Поликлиновой ремень ELAST с приспособлением



Generatorfreilauf
Overrunning alternator pulley
Poulie débrayable d'alternateur
Polea libre del alternador
Dispositivo ruota libera alternatore
Муфта свободного хода генератора



Torsionsschwingungsdämpfer
Torsional vibration damper
Amortisseur de vibrations de torsion
Amortiguador de vibraciones de torsión
Puleggia smorzatrice per vibrazioni torsionali
Гаситель крутильных колебаний



Keilrippenriemen + Torsionsschwingungsdämpfer
Multiple V-belt + torsional vibration damper
Courroie striée + amortisseur de vibrations de torsion
Correa acanalada + amortiguador de vibraciones de torsión
Cinghia Poly-V + Puleggia smorzatrice per vibrazioni torsionali
Поликлиновой ремень + гаситель крутильных колебаний



Montagesatz
Mounting sets
Jeu de montage
Kit de montaje
Kit di montaggio
Монтажный набор

	Deutsch	English	Français	Español	Italia	Russia
Abkürzungsverzeichnis	Indice de abreviaturas					
List of abbreviations	Indice delle abbreviazioni					
Liste des abréviations	Значение аббревиатуры					
XXXX->	ab	from	à partir de	desde	da	с
->XXXX	bis	up to	jusqu'à	hasta	a	до
(XXX)	für Fahrzeuge mit	for vehicles with	pour véhicules avec	Para vehículos con	con	Для транспортных средств с
(-XXX)	für Fahrzeuge ohne	for vehicles without	pour véhicules sans	Para vehículos sin	per veicoli senza	Для транспортных средств без
ø 98 mm	Durchmesser	diameter	diamètre	diámetro	diametro	Диаметр
2X	2 Riemen	2 belts	2 courroies	2 correas	2 cinghie	2 ремня
2. FAN	2. Lüfter	2nd fan	2e ventilateur	2° ventilador	2° ventilatore	2-ой вентилятор
AC	Klimaanlage	air conditioning unit	climatiseur	aire acondicionado	aria condizionata	кондиционер
AIRC	Luftpresser	air compressor	compresseur	compresor de aire	compressore d'aria	Воздушный компрессор
AIRF	Luftfilter	Air filter	Filtre à air	Filtro de aire	Filtro dell'aria	Воздушный фильтр
AIRP	Luftpumpe	air pump	pompe à air	bomba de aire	pompa dell'aria	Воздушный насос
ALT	Drehstrom-Lichtmaschine	alternator	alternateur	alternador	alternatore trifase	Генератор переменного тока
2. ALT	2. Drehstrom-Lichtmaschine	second alternator	2° alternateur	sinamo trifásica	secondo alternatore trifase	Второй Генератор переменного тока
AUTOM	Automatic	automatic transmission	boîte automatique	automático	automático	АКПП
AUTOM-TP	automatische Spannrolle	automatic tension pulley	galet tendeur automatique	rodillo tensor automático	ruolo tendicinghia automatico	Автоматический натяжной ролик
BORE-Ø	Bohrungsdurchmesser	bore diameter	diamètre d'alésage	diámetro de agujero	diametro del foro	диаметр вруба
BS	Ausgleichswelle	balance shaft	arbre d'équilibrage	árbol contrarotante	albero del differenziale	Балансирный вал
CA	Nockenwelle	camshaft	arbre à cames	árbol de levas	albero a camme	Распределительный вал
CARB	Vergaser	carburetor	carburateur	carburador	carburatore	Карбюратор
CAT	Katalysator	catalytic converter	pot catalytique	catalizador	catalizzatore	Катализатор
CH-NO	Fahrgestell-Nr.	chassis no.	n° châssis	n° chasis	n° telaio	№ шасси
CHR	Lader	charger	suralimenteur	cargador	caricatore	турбонадгнетатель
COMPR	Kompressor	compressor	compresseur	compresor	compressore	компрессор
CS	Kurbelwelle	crankshaft	vilebrequin	cigüeñal	albero motore	Коленчатый вал
CVH	Reihenmotor mit halbkugelförmigen Brennräumen	in-line engine with hemispherical combustion chambers	moteur en ligne à chambres de combustion hémisphériques	motor en línea con cámara de combustión semiesférica	motore in linea con camere di combustione semisferiche	Однорядный двигатель с полусферическими камерами сгорания
CVT-AUTOM	CVT-Automatikgetriebe	CVT automatic transmission	Boîte de vitesse automatique TVC	Transmisión automática CVT	Cambio automatico CVT	Бесступенчатая автоматическая коробка передач
DC-ALT	Gleichstromgenerator	DC generator	génératrice de courant continu	generator de corriente continua	generatore di corrente continua	Динамо
DIS	Zündverteiler	Ignition distributor	distributeur d'allumage	distribuidor de encendido	distributore di accensione	распределитель зажигания
DOHC	Doppelte obenliegende Nockenwelle	double overhead camshaft	doubling arbre à cames en tête	doble árbol de levas superior	albero a camme doppio in testa	Верхний двойной распределительный вал
DYN	Lichtmaschine	dynamo	dynamo	dinamo	dinamo	Автомобильный генератор
ELECTR PS	Elektrische Servolenkung	Electrical power steering	Direction électrique assistée	Dirección asistida eléctrica	Servosterzo elettrico	Электрическое сервоуправление
ENGINE	Motor	engine	moteur	motor	motore	Двигатель
FAN	Lüfter	fan	ventilateur	ventilador	ventilatore	Вентилятор
FWD	Frontantrieb	Front-wheel drive	Traction avant	Tracción frontal	Trazione anteriore	Передний привод
G-COMPR	G-Lader	G-Lader	G-chargeuse	Compresor G-Lader	Compressore G	G образный нагнетатель
GP	Führungsrolle	guide pulley	galet de guidage	rodillo guía	galoppino	Направляющий ролик

	Deutsch	English	Français	Español	Italia	Russia
HYDP	Hydraulikpumpe	hydraulic pump	pompe hydraulique	bomba hidráulica	pompa idraulica	Гидравлический насос
IDLER	Zwischenrolle	idler	galet intermédiaire	polea intermedia	puleggia intermedia	Промежуточный ролик
INJ	Einspritzer	injection engine	injecteur	inyector	iniettore	Форсунка
INJP	Einspritzpumpe	injection pump	pompe à injection	bomba de inyección	pompa ad iniezione	насос–форсунка
JKR	je nach Keilriemen	depending on V-belt	suivant le modèle de courroie trapézoïdale	según correa trapezoidal	a seconda della cinghia trapezoidale	Зависит от клинового ремня
JKRR	je nach Keilrippenriemen	depending on V-ribbed belt	suivant le modèle de courroie striée	según correa trapezoidal ranurada	a seconda della cinghia trapezoidale nervata	Зависит от поликлинового ремня
JP	Führungsrolle	jockey pulley	galet directeur	polea-guía	ruota di guida	Направляющий ролик
LC	Niveauregulierung	level control	correction assiette	control del nivel	controllo livello	Регулировка дорожного просвета
LH	Einbauseite links	left-hand installation	montage coté gauche	lado de montaje izquierdo	lato di montaggio destro	Установка слева
LHD	Linkslenkung	left hand drive	conduite à gauche	conducción a la izquierda	guida sinistra	Леворульный автомобиль
MANL	Handschaltung	manual transmission	changement de vitesses manuel	cambio manual	cambio manuale	Ручное переключение
MECH-TP	mechanische Spannrolle	mechanical tension pulley	galet tendeur mécanique	rodillo tensor mecánico	ruolo tendicinghia meccanico	Механический натяжной ролик
MODEL	Modell	model	modèle	modelo	modello	модель
MTR-CODE	Motor Code	engine code	code moteur	código motor	codice motore	Код двигателя
MTR-NO	Motornummer	engine number	n° moteur	número del motor	numero motore	№ двигателя
OHC	obenliegende Nockenwelle	overhead camshaft	arbre à cames en tête	árbol de levas superior	albero a camme in testa	Верхний распределительный вал
OHV	obenliegende Ventile	overhead valves	soupapes en tête	válvulas superiores	valvole in testa	Верхние клапаны
OILC	Ölkühler	oil cooler	radiateur huile	radiador del aceite	radiatore olio	Масляный радиатор
OILP	Ölpumpe	oil pump	pompe à huile	bomba aceite	pompa olio	Масляный насос
OPT	wahlweise	optional	en option	opcional	facoltativo	выборочно
ORG-NO	Werk-Nr.	organisation no.	n° usine	n° fábrica	n° fabbrica	№ завода
PETR INJ	Benzineinspritzung	Fuel injection	Injection d'essence	Inyección de gasolina	Iniezione a benzina	Система впрыскивания бензина
PS	Servolenkung	power steering	direction assistée	servodirección	servosterzo	сервоуправление
PTO	Nebenantrieb	power take off	prise de force	accionamiento auxiliar	presa di forza ausiliare	Вспомогательный привод
RAD	Heizung	radiator	radiateur	radiador	riscaldatore	система обогрева
REAR	hinten	rear	postérieur	posterior	posteriore	сзади
RICAMBI-NO	Ersatzteilnummer	spare-part number	n° pièces rechange	n° pieza de repuesto	numero ricambio	№ запчасти
RH	Einbauseite rechts	right-hand installation	côté montage droite	lado de montaje derecho	lato di montaggio sinistro	Установка справа
RHD	Rechtslenker	right hand drive	conduite à droite	conducción a la derecha	guida destra	Праворульный автомобиль
RWD	Heckantrieb	Rear-wheel drive	Traction arrière	Tracción trasera	Trazione posteriore	Задний привод
SP	Einzelpumpe	single pump	pompe simple	bomba individual	pompa singola	Одиночный насос
STRONIC	Servotronic-Lenkung	Servotronic steering	Direction Servotronic	Dirección servotronic	Sterzo Servotronic	Система усилителя рулевого управления Servotronic
TENS DAMPER	Spanndämpfer	Tensioning damper	Amortisseur de tension	Amortiguadores de tensión	Pulegge	Демпфер натяжного ролика
THERMO	thermostatisch	thermostatic	thermostatique	termostático	termostatico	термостатический
TP	Spannrolle	tension pulley	galet-tendeur	rodillo tensor	ruolo tenditore	натяжной ролик
TURBOC	Turbokühler	turbocooler	radiateur turbo	turborefrigerador	turbocooler	охладитель турбины
VACP	Vakuumpumpe	vacuum pump	pompe à vide	bomba de vacío	pompa pervuoto	Вакуум–насос
WP	Wasserpumpe	water pump	pompe à eau	bomba de agua	pompa acqua	Водяной насос

ContiTech

Power Transmission Group

Market segment

Automotive Aftermarket

Contact

ContiTech Antriebssysteme GmbH

Philipsbornstrasse 1

D-30165 Hannover

Tel. +49 (0)511 938-71

E-mail aam@ptg.contitech.de

www.contitech.de/aam

Your local contact

www.contitech.de/contactlocator

As a division of the Continental Group, ContiTech is a recognised innovation and technology leader in natural rubber and plastics. As an industry partner with a firm future ahead of us, we engineer solutions both with and for our customers around the world. Our bespoke solutions are specially tailored to meet the needs of the market. With extensive expertise in materials and processes, we are able to develop cutting-edge technologies while ensuring we make responsible use of resources. We are quick to respond to important technological trends, such as function integration, lightweight engineering and the reduction of complexity, and offer a range of relevant products and services. That way, when you need us, you'll find we're already there.



Data, instructions and other technical information available from the PIC at www.contitech.de/pic or simply scan the QR code.

Certified in accordance with:

