



Ozubené řemeny CONTI SYNCHROCHAIN

PU timing belts CONTI SYNCHROCHAIN

CTD C8M

Ozubené řemeny pro extrémní zatížení. / Heavy-duty timing belts for extreme power applications.


Objednávací číslo / Part.No.

C08M - 1280 - 36 CTD SYNCHROCHAIN

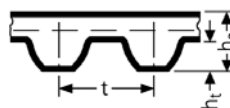
C08M... Profil, rozteč zubů / Tooth pitch

1280... Délka řemenu / Belt length

36 ... Šířka řemenu / Belt width



Aramid cord



C8M CTD

p = 8,0 mm

hs = 5,6 mm

ht = 3,4 mm



Typ CONTI SYNCHROCHAIN CTD C8M - rozteč 8,0 mm / CTD C8M - Pitch 8,0 mm

Typ / Obj.č. Part.No.	Délka řem. Pitch length [mm]	Počet zubů No. of Teeth	Typ 12 Šířka 12 mm Width 12 mm	Typ 21 Šířka 21 mm Width 21 mm	Typ 36 Šířka 36 mm Width 36 mm	Typ 62 Šířka 62 mm Width 62 mm	Šířka rukávu Sleeve width [mm]
CTD 08M - 640	640,00	80	C08M-0640-12 CTD	C08M-0640-21 CTD	C08M-0640-36 CTD	C08M-0640-62 CTD	CT-300
CTD 08M - 720	720,00	90	C08M-0720-12 CTD	C08M-0720-21 CTD	C08M-0720-36 CTD	C08M-0720-62 CTD	CT-300
CTD 08M - 800	800,00	100	C08M-0800-12 CTD	C08M-0800-21 CTD	C08M-0800-36 CTD	C08M-0800-62 CTD	CT-300
CTD 08M - 896	896,00	112	C08M-0896-12 CTD	C08M-0896-21 CTD	C08M-0896-36 CTD	C08M-0896-62 CTD	CT-300
CTD 08M - 920	920,00	115	C08M-0920-12 CTD	C08M-0920-21 CTD	C08M-0920-36 CTD	C08M-0920-62 CTD	CT-300
CTD 08M - 960	960,00	120	C08M-0960-12 CTD	C08M-0960-21 CTD	C08M-0960-36 CTD	C08M-0960-62 CTD	CT-450
CTD 08M - 1000	1000,00	125	C08M-1000-12 CTD	C08M-1000-21 CTD	C08M-1000-36 CTD	C08M-1000-62 CTD	CT-300
CTD 08M - 1040	1040,00	130	C08M-1040-12 CTD	C08M-1040-21 CTD	C08M-1040-36 CTD	C08M-1040-62 CTD	CT-300
CTD 08M - 1120	1120,00	140	C08M-1120-12 CTD	C08M-1120-21 CTD	C08M-1120-36 CTD	C08M-1120-62 CTD	CT-300
CTD 08M - 1200	1200,00	150	C08M-1200-12 CTD	C08M-1200-21 CTD	C08M-1200-36 CTD	C08M-1200-62 CTD	CT-450
CTD 08M - 1224	1224,00	153	C08M-1224-12 CTD	C08M-1224-21 CTD	C08M-1224-36 CTD	C08M-1224-62 CTD	CT-450
CTD 08M - 1280	1280,00	160	C08M-1280-12 CTD	C08M-1280-21 CTD	C08M-1280-36 CTD	C08M-1280-62 CTD	CT-300
CTD 08M - 1440	1440,00	180	C08M-1440-12 CTD	C08M-1440-21 CTD	C08M-1440-36 CTD	C08M-1440-62 CTD	CT-450
CTD 08M - 1600	1600,00	200	C08M-1600-12 CTD	C08M-1600-21 CTD	C08M-1600-36 CTD	C08M-1600-62 CTD	CT-300
CTD 08M - 1760	1760,00	220	C08M-1760-12 CTD	C08M-1760-21 CTD	C08M-1760-36 CTD	C08M-1760-62 CTD	CT-450
CTD 08M - 1792	1792,00	224	C08M-1792-12 CTD	C08M-1792-21 CTD	C08M-1792-36 CTD	C08M-1792-62 CTD	CT-450
CTD 08M - 2000	2000,00	250	C08M-2000-12 CTD	C08M-2000-21 CTD	C08M-2000-36 CTD	C08M-2000-62 CTD	CT-450
CTD 08M - 2200	2200,00	275	C08M-2200-12 CTD	C08M-2200-21 CTD	C08M-2200-36 CTD	C08M-2200-62 CTD	CT-450
CTD 08M - 2240	2240,00	280	C08M-2240-12 CTD	C08M-2240-21 CTD	C08M-2240-36 CTD	C08M-2240-62 CTD	CT-450
CTD 08M - 2400	2400,00	300	C08M-2400-12 CTD	C08M-2400-21 CTD	C08M-2400-36 CTD	C08M-2400-62 CTD	CT-450
CTD 08M - 2520	2520,00	315	C08M-2520-12 CTD	C08M-2520-21 CTD	C08M-2520-36 CTD	C08M-2520-62 CTD	CT-450
CTD 08M - 2600	2600,00	325	C08M-2600-12 CTD	C08M-2600-21 CTD	C08M-2600-36 CTD	C08M-2600-62 CTD	CT-450
CTD 08M - 2800	2800,00	350	C08M-2800-12 CTD	C08M-2800-21 CTD	C08M-2800-36 CTD	C08M-2800-62 CTD	CT-450
CTD 08M - 2840	2840,00	355	C08M-2840-12 CTD	C08M-2840-21 CTD	C08M-2840-36 CTD	C08M-2840-62 CTD	CT-450
CTD 08M - 3048	3048,00	381	C08M-3048-12 CTD	C08M-3048-21 CTD	C08M-3048-36 CTD	C08M-3048-62 CTD	CT-450
CTD 08M - 3200	3200,00	400	C08M-3200-12 CTD	C08M-3200-21 CTD	C08M-3200-36 CTD	C08M-3200-62 CTD	CT-450
CTD 08M - 3280	3280,00	410	C08M-3280-12 CTD	C08M-3280-21 CTD	C08M-3280-36 CTD	C08M-3280-62 CTD	CT-450
CTD 08M - 3600	3600,00	450	C08M-3600-12 CTD	C08M-3600-21 CTD	C08M-3600-36 CTD	C08M-3600-62 CTD	CT-450
CTD 08M - 4000	4000,00	500	C08M-4000-12 CTD	C08M-4000-21 CTD	C08M-4000-36 CTD	C08M-4000-62 CTD	CT-450
CTD 08M - 4400	4400,00	550	C08M-4400-12 CTD	C08M-4400-21 CTD	C08M-4400-36 CTD	C08M-4400-62 CTD	CT-450
CTD 08M - 4480	4480,00	560	C08M-4480-12 CTD	C08M-4480-21 CTD	C08M-4480-36 CTD	C08M-4480-62 CTD	CT-450



Ozubené řemeny CONTI SYNCHROCHAIN

PU timing belts CONTI SYNCHROCHAIN

CTD C14M

Ozubené řemeny pro extrémní zatížení. / Heavy-duty timing belts for extreme power applications.


Objednávací číslo / Part.No.

C14M - 1120 - 68 CTD SYNCHROCHAIN

C14M... Profil, rozteč zubů / Tooth pitch

1120... Délka / Belt length

68 ... Šířka řemenu / Belt width



Aramid cord



C14M CTD

p = 14,0 mm

hs = 10,0 mm

ht = 6,1 mm



Typ CONTI SYNCHROCHAIN CTD C14M - rozteč 14,0 mm / CTD C14M - Pitch 14,0 mm

Typ / Obj.č. Part.No.	Délka Length [mm]	Zubů Teeth	Typ 20 Šířka 20 mm Width 20 mm	Typ 37 Šířka 37 mm Width 37 mm	Typ 68 Šířka 68 mm Width 68 mm	Typ 90 Šířka 90 mm Width 90 mm	Typ 125 Šířka 125 mm Width 125 mm	Š.rukávu Sleeve [mm]
CTD 14M - 994	994,00	71	C14M-0994-20 CTD	C14M-0994-37 CTD	C14M-0994-68 CTD	C14M-0994-90 CTD	C14M-0994-125 CTD	CT-450
CTD 14M - 1120	1120,00	80	C14M-1120-20 CTD	C14M-1120-37 CTD	C14M-1120-68 CTD	C14M-1120-90 CTD	C14M-1120-125 CTD	CT-450
CTD 14M - 1190	1190,00	85	C14M-1190-20 CTD	C14M-1190-37 CTD	C14M-1190-68 CTD	C14M-1190-90 CTD	C14M-1190-125 CTD	CT-450
CTD 14M - 1260	1260,00	90	C14M-1260-20 CTD	C14M-1260-37 CTD	C14M-1260-68 CTD	C14M-1260-90 CTD	C14M-1260-125 CTD	CT-300
CTD 14M - 1400	1400,00	100	C14M-1400-20 CTD	C14M-1400-37 CTD	C14M-1400-68 CTD	C14M-1400-90 CTD	C14M-1400-125 CTD	CT-450
CTD 14M - 1568	1568,00	112	C14M-1568-20 CTD	C14M-1568-37 CTD	C14M-1568-68 CTD	C14M-1568-90 CTD	C14M-1568-125 CTD	CT-450
CTD 14M - 1610	1610,00	115	C14M-1610-20 CTD	C14M-1610-37 CTD	C14M-1610-68 CTD	C14M-1610-90 CTD	C14M-1610-125 CTD	CT-450
CTD 14M - 1750	1750,00	125	C14M-1750-20 CTD	C14M-1750-37 CTD	C14M-1750-68 CTD	C14M-1750-90 CTD	C14M-1750-125 CTD	CT-450
CTD 14M - 1890	1890,00	135	C14M-1890-20 CTD	C14M-1890-37 CTD	C14M-1890-68 CTD	C14M-1890-90 CTD	C14M-1890-125 CTD	CT-450
CTD 14M - 1960	1960,00	140	C14M-1960-20 CTD	C14M-1960-37 CTD	C14M-1960-68 CTD	C14M-1960-90 CTD	C14M-1960-125 CTD	CT-450
CTD 14M - 2100	2100,00	150	C14M-2100-20 CTD	C14M-2100-37 CTD	C14M-2100-68 CTD	C14M-2100-90 CTD	C14M-2100-125 CTD	CT-450
CTD 14M - 2240	2240,00	160	C14M-2240-20 CTD	C14M-2240-37 CTD	C14M-2240-68 CTD	C14M-2240-90 CTD	C14M-2240-125 CTD	CT-450
CTD 14M - 2310	2310,00	165	C14M-2310-20 CTD	C14M-2310-37 CTD	C14M-2310-68 CTD	C14M-2310-90 CTD	C14M-2310-125 CTD	CT-450
CTD 14M - 2380	2380,00	170	C14M-2380-20 CTD	C14M-2380-37 CTD	C14M-2380-68 CTD	C14M-2380-90 CTD	C14M-2380-125 CTD	CT-450
CTD 14M - 2450	2450,00	175	C14M-2450-20 CTD	C14M-2450-37 CTD	C14M-2450-68 CTD	C14M-2450-90 CTD	C14M-2450-125 CTD	CT-450
CTD 14M - 2520	2520,00	180	C14M-2520-20 CTD	C14M-2520-37 CTD	C14M-2520-68 CTD	C14M-2520-90 CTD	C14M-2520-125 CTD	CT-450
CTD 14M - 2590	2590,00	185	C14M-2590-20 CTD	C14M-2590-37 CTD	C14M-2590-68 CTD	C14M-2590-90 CTD	C14M-2590-125 CTD	CT-450
CTD 14M - 2660	2660,00	190	C14M-2660-20 CTD	C14M-2660-37 CTD	C14M-2660-68 CTD	C14M-2660-90 CTD	C14M-2660-125 CTD	CT-450
CTD 14M - 2800	2800,00	200	C14M-2800-20 CTD	C14M-2800-37 CTD	C14M-2800-68 CTD	C14M-2800-90 CTD	C14M-2800-125 CTD	CT-450
CTD 14M - 3136	3136,00	224	C14M-3136-20 CTD	C14M-3136-37 CTD	C14M-3136-68 CTD	C14M-3136-90 CTD	C14M-3136-125 CTD	CT-450
CTD 14M - 3304	3304,00	236	C14M-3304-20 CTD	C14M-3304-37 CTD	C14M-3304-68 CTD	C14M-3304-90 CTD	C14M-3304-125 CTD	CT-450
CTD 14M - 3360	3360,00	240	C14M-3360-20 CTD	C14M-3360-37 CTD	C14M-3360-68 CTD	C14M-3360-90 CTD	C14M-3360-125 CTD	CT-450
CTD 14M - 3500	3500,00	250	C14M-3500-20 CTD	C14M-3500-37 CTD	C14M-3500-68 CTD	C14M-3500-90 CTD	C14M-3500-125 CTD	CT-450
CTD 14M - 3850	3850,00	275	C14M-3850-20 CTD	C14M-3850-37 CTD	C14M-3850-68 CTD	C14M-3850-90 CTD	C14M-3850-125 CTD	CT-450
CTD 14M - 3920	3920,00	280	C14M-3920-20 CTD	C14M-3920-37 CTD	C14M-3920-68 CTD	C14M-3920-90 CTD	C14M-3920-125 CTD	CT-450
CTD 14M - 4326	4326,00	309	C14M-4326-20 CTD	C14M-4326-37 CTD	C14M-4326-68 CTD	C14M-4326-90 CTD	C14M-4326-125 CTD	CT-450
CTD 14M - 4410	4410,00	315	C14M-4410-20 CTD	C14M-4410-37 CTD	C14M-4410-68 CTD	C14M-4410-90 CTD	C14M-4410-125 CTD	CT-450



Ozubené řemeny SYNCHROCHAIN CARBON

PU timing belts CONTI SYNCHROCHAIN CARBON

C8M CRB

Ozubené řemeny pro extrémní zatížení. / Heavy-duty timing belts for extreme power applications.

Objednací číslo / Part.No.


C08M - 1280 - 36 CTD SC CARBON

C08M... Profil, rozteč zubů / Tooth pitch

1280... Délka řemenu / Belt length

36 ... Šířka řemenu / Belt width

SC CARBON ... SYNCHROCHAIN CARBON



Carbon cord



C8M CTD

p = 8,0 mm

hs = 5,6 mm

ht = 3,4 mm



Typ CONTI SYNCHROCHAIN CARBON CTD C8M - rozteč 8,0 mm / CTD C8M - Pitch 8,0 mm

Typ / Obj.č. Part.No.	Délka řem. Pitch length [mm]	Počet zubů No. of Teeth	Typ 12 Šířka 12 mm Width 12 mm	Typ 21 Šířka 21 mm Width 21 mm	Typ 36 Šířka 36 mm Width 36 mm	Typ 62 Šířka 62 mm Width 62 mm	Šířka rukávu Sleeve width [mm]
CTD 08M - 640	640,00	80	C08M-0640-11 CRB	C08M-0640-21 CRB	C08M-0640-36 CRB	C08M-0640-62 CRB	CT-300
CTD 08M - 720	720,00	90	C08M-0720-12 CRB	C08M-0720-21 CRB	C08M-0720-36 CRB	C08M-0720-62 CRB	CT-300
CTD 08M - 800	800,00	100	C08M-0800-12 CRB	C08M-0800-21 CRB	C08M-0800-36 CRB	C08M-0800-62 CRB	CT-300
CTD 08M - 896	896,00	112	C08M-0896-12 CRB	C08M-0896-21 CRB	C08M-0896-36 CRB	C08M-0896-62 CRB	CT-300
CTD 08M - 920	920,00	115	C08M-0920-12 CRB	C08M-0920-21 CRB	C08M-0920-36 CRB	C08M-0920-62 CRB	CT-300
CTD 08M - 960	960,00	120	C08M-0960-12 CRB	C08M-0960-21 CRB	C08M-0960-36 CRB	C08M-0960-62 CRB	CT-450
CTD 08M - 1000	1000,00	125	C08M-1000-12 CRB	C08M-1000-21 CRB	C08M-1000-36 CRB	C08M-1000-62 CRB	CT-300
CTD 08M - 1040	1040,00	130	C08M-1040-12 CRB	C08M-1040-21 CRB	C08M-1040-36 CRB	C08M-1040-62 CRB	CT-300
CTD 08M - 1120	1120,00	140	C08M-1120-12 CRB	C08M-1120-21 CRB	C08M-1120-36 CRB	C08M-1120-62 CRB	CT-300
CTD 08M - 1200	1200,00	150	C08M-1200-12 CRB	C08M-1200-21 CRB	C08M-1200-36 CRB	C08M-1200-62 CRB	CT-450
CTD 08M - 1224	1224,00	153	C08M-1224-12 CRB	C08M-1224-21 CRB	C08M-1224-36 CRB	C08M-1224-62 CRB	CT-450
CTD 08M - 1280	1280,00	160	C08M-1280-12 CRB	C08M-1280-21 CRB	C08M-1280-36 CRB	C08M-1280-62 CRB	CT-300
CTD 08M - 1440	1440,00	180	C08M-1440-12 CRB	C08M-1440-21 CRB	C08M-1440-36 CRB	C08M-1440-62 CRB	CT-450
CTD 08M - 1600	1600,00	200	C08M-1600-12 CRB	C08M-1600-21 CRB	C08M-1600-36 CRB	C08M-1600-62 CRB	CT-300
CTD 08M - 1760	1760,00	220	C08M-1760-12 CRB	C08M-1760-21 CRB	C08M-1760-36 CRB	C08M-1760-62 CRB	CT-450
CTD 08M - 1792	1792,00	224	C08M-1792-12 CRB	C08M-1792-21 CRB	C08M-1792-36 CRB	C08M-1792-62 CRB	CT-450
CTD 08M - 2000	2000,00	250	C08M-2000-12 CRB	C08M-2000-21 CRB	C08M-2000-36 CRB	C08M-2000-62 CRB	CT-450
CTD 08M - 2200	2200,00	275	C08M-2200-12 CRB	C08M-2200-21 CRB	C08M-2200-36 CRB	C08M-2200-62 CRB	CT-450
CTD 08M - 2240	2240,00	280	C08M-2240-12 CRB	C08M-2240-21 CRB	C08M-2240-36 CRB	C08M-2240-62 CRB	CT-450
CTD 08M - 2400	2400,00	300	C08M-2400-12 CRB	C08M-2400-21 CRB	C08M-2400-36 CRB	C08M-2400-62 CRB	CT-450
CTD 08M - 2520	2520,00	315	C08M-2520-12 CRB	C08M-2520-21 CRB	C08M-2520-36 CRB	C08M-2520-62 CRB	CT-450
CTD 08M - 2600	2600,00	325	C08M-2600-12 CRB	C08M-2600-21 CRB	C08M-2600-36 CRB	C08M-2600-62 CRB	CT-450
CTD 08M - 2800	2800,00	350	C08M-2800-12 CRB	C08M-2800-21 CRB	C08M-2800-36 CRB	C08M-2800-62 CRB	CT-450
CTD 08M - 2840	2840,00	355	C08M-2840-12 CRB	C08M-2840-21 CRB	C08M-2840-36 CRB	C08M-2840-62 CRB	CT-450
CTD 08M - 3048	3048,00	381	C08M-3048-12 CRB	C08M-3048-21 CRB	C08M-3048-36 CRB	C08M-3048-62 CRB	CT-450
CTD 08M - 3200	3200,00	400	C08M-3200-12 CRB	C08M-3200-21 CRB	C08M-3200-36 CRB	C08M-3200-62 CRB	CT-450
CTD 08M - 3280	3280,00	410	C08M-3280-12 CRB	C08M-3280-21 CRB	C08M-3280-36 CRB	C08M-3280-62 CRB	CT-450
CTD 08M - 3600	3600,00	450	C08M-3600-12 CRB	C08M-3600-21 CRB	C08M-3600-36 CRB	C08M-3600-62 CRB	CT-450
CTD 08M - 4000	4000,00	500	C08M-4000-12 CRB	C08M-4000-21 CRB	C08M-4000-36 CRB	C08M-4000-62 CRB	CT-450
CTD 08M - 4400	4400,00	550	C08M-4400-12 CRB	C08M-4400-21 CRB	C08M-4400-36 CRB	C08M-4400-62 CRB	CT-450
CTD 08M - 4480	4480,00	560	C08M-4480-12 CRB	C08M-4480-21 CRB	C08M-4480-36 CRB	C08M-4480-62 CRB	CT-450



Ozubené řemeny SYNCHROCHAIN CARBON

PU timing belts CONTI SYNCHROCHAIN CARBON

C14M CRB

Ozubené řemeny pro extrémní zatížení. / Heavy-duty timing belts for extreme power applications.

Objednací číslo / Part.No.


C14M - 1120 - 68 CTD SC CARBON

C14M... Profil, rozteč zubů / Tooth pitch

1120... Délka / Belt length

68 ... Šířka řemenu / Belt width

SC CARBON ... SYNCHROCHAIN CARBON



Carbon cord



C14M CTD

p = 14,0 mm

hs = 10,0 mm

ht = 6,1 mm



Typ CONTI SYNCHROCHAIN CARBON CTD C14M - rozteč 14,0 mm / CTD C14M - Pitch 14,0 mm

Typ / Obj.č. Part.No.	Délka Length [mm]	Zubů Teeth	Typ 20 Šířka 20 mm Width 20 mm	Typ 37 Šířka 37 mm Width 37 mm	Typ 68 Šířka 68 mm Width 68 mm	Typ 90 Šířka 90 mm Width 90 mm	Typ 125 Šířka 125 mm Width 125 mm	Š.rukávu Sleeve [mm]
CTD 14M - 994	994,00	71	C14M-0994-20 CRB	C14M-0994-37 CRB	C14M-0994-68 CRB	C14M-0994-90 CRB	C14M-0994-125 CRB	CT-450
CTD 14M - 1120	1120,00	80	C14M-1120-20 CRB	C14M-1120-37 CRB	C14M-1120-68 CRB	C14M-1120-90 CRB	C14M-1120-125 CRB	CT-450
CTD 14M - 1190	1190,00	85	C14M-1190-20 CRB	C14M-1190-37 CRB	C14M-1190-68 CRB	C14M-1190-90 CRB	C14M-1190-125 CRB	CT-450
CTD 14M - 1260	1260,00	90	C14M-1260-20 CRB	C14M-1260-37 CRB	C14M-1260-68 CRB	C14M-1260-90 CRB	C14M-1260-125 CRB	CT-300
CTD 14M - 1400	1400,00	100	C14M-1400-20 CRB	C14M-1400-37 CRB	C14M-1400-68 CRB	C14M-1400-90 CRB	C14M-1400-125 CRB	CT-450
CTD 14M - 1568	1568,00	112	C14M-1568-20 CRB	C14M-1568-37 CRB	C14M-1568-68 CRB	C14M-1568-90 CRB	C14M-1568-125 CRB	CT-450
CTD 14M - 1610	1610,00	115	C14M-1610-20 CRB	C14M-1610-37 CRB	C14M-1610-68 CRB	C14M-1610-90 CRB	C14M-1610-125 CRB	CT-450
CTD 14M - 1750	1750,00	125	C14M-1750-20 CRB	C14M-1750-37 CRB	C14M-1750-68 CRB	C14M-1750-90 CRB	C14M-1750-125 CRB	CT-450
CTD 14M - 1890	1890,00	135	C14M-1890-20 CRB	C14M-1890-37 CRB	C14M-1890-68 CRB	C14M-1890-90 CRB	C14M-1890-125 CRB	CT-450
CTD 14M - 1960	1960,00	140	C14M-1960-20 CRB	C14M-1960-37 CRB	C14M-1960-68 CRB	C14M-1960-90 CRB	C14M-1960-125 CRB	CT-450
CTD 14M - 2100	2100,00	150	C14M-2100-20 CRB	C14M-2100-37 CRB	C14M-2100-68 CRB	C14M-2100-90 CRB	C14M-2100-125 CRB	CT-450
CTD 14M - 2240	2240,00	160	C14M-2240-20 CRB	C14M-2240-37 CRB	C14M-2240-68 CRB	C14M-2240-90 CRB	C14M-2240-125 CRB	CT-450
CTD 14M - 2310	2310,00	165	C14M-2310-20 CRB	C14M-2310-37 CRB	C14M-2310-68 CRB	C14M-2310-90 CRB	C14M-2310-125 CRB	CT-450
CTD 14M - 2380	2380,00	170	C14M-2380-20 CRB	C14M-2380-37 CRB	C14M-2380-68 CRB	C14M-2380-90 CRB	C14M-2380-125 CRB	CT-450
CTD 14M - 2450	2450,00	175	C14M-2450-20 CRB	C14M-2450-37 CRB	C14M-2450-68 CRB	C14M-2450-90 CRB	C14M-2450-125 CRB	CT-450
CTD 14M - 2520	2520,00	180	C14M-2520-20 CRB	C14M-2520-37 CRB	C14M-2520-68 CRB	C14M-2520-90 CRB	C14M-2520-125 CRB	CT-450
CTD 14M - 2590	2590,00	185	C14M-2590-20 CRB	C14M-2590-37 CRB	C14M-2590-68 CRB	C14M-2590-90 CRB	C14M-2590-125 CRB	CT-450
CTD 14M - 2660	2660,00	190	C14M-2660-20 CRB	C14M-2660-37 CRB	C14M-2660-68 CRB	C14M-2660-90 CRB	C14M-2660-125 CRB	CT-450
CTD 14M - 2800	2800,00	200	C14M-2800-20 CRB	C14M-2800-37 CRB	C14M-2800-68 CRB	C14M-2800-90 CRB	C14M-2800-125 CRB	CT-450
CTD 14M - 3136	3136,00	224	C14M-3136-20 CRB	C14M-3136-37 CRB	C14M-3136-68 CRB	C14M-3136-90 CRB	C14M-3136-125 CRB	CT-450
CTD 14M - 3304	3304,00	236	C14M-3304-20 CRB	C14M-3304-37 CRB	C14M-3304-68 CRB	C14M-3304-90 CRB	C14M-3304-125 CRB	CT-450
CTD 14M - 3360	3360,00	240	C14M-3360-20 CRB	C14M-3360-37 CRB	C14M-3360-68 CRB	C14M-3360-90 CRB	C14M-3360-125 CRB	CT-450
CTD 14M - 3500	3500,00	250	C14M-3500-20 CRB	C14M-3500-37 CRB	C14M-3500-68 CRB	C14M-3500-90 CRB	C14M-3500-125 CRB	CT-450
CTD 14M - 3850	3850,00	275	C14M-3850-20 CRB	C14M-3850-37 CRB	C14M-3850-68 CRB	C14M-3850-90 CRB	C14M-3850-125 CRB	CT-450
CTD 14M - 3920	3920,00	280	C14M-3920-20 CRB	C14M-3920-37 CRB	C14M-3920-68 CRB	C14M-3920-90 CRB	C14M-3920-125 CRB	CT-450
CTD 14M - 4326	4326,00	309	C14M-4326-20 CRB	C14M-4326-37 CRB	C14M-4326-68 CRB	C14M-4326-90 CRB	C14M-4326-125 CRB	CT-450
CTD 14M - 4410	4410,00	315	C14M-4410-20 CRB	C14M-4410-37 CRB	C14M-4410-68 CRB	C14M-4410-90 CRB	C14M-4410-125 CRB	CT-450